

Investor Facts and Overview

September 30, 2009

DIRECT INQUIRIES TO:

Carol Knies

Senior Director of Investor Relations

Phone ::: 678. 566. 9316

E-mail ::: carol.knies@exide.com

Corporate Headquarters

13000 Deerfield Parkway
Building 200
Milton, GA 30004

Phone: (678) 566-9000

www.exide.com



XIDE
NASDAQ
LISTED

Exide Technologies, with operations in 80 countries, is one of the world's largest producers, distributors and recyclers of lead-acid batteries. The Company's four global businesses – Industrial Energy Americas, Industrial Energy Europe & Rest of World (ROW), Transportation Americas and Transportation Europe & ROW – provide a comprehensive range of stored electrical energy products and services for industrial and transportation applications.



Exide's Industrial Energy business, with headquarters in Aurora, Illinois and Bidingen, Germany, manufactures, markets, distributes, and recycles industrial batteries for network power applications such as telecommunications systems, electric utilities, railroads, photovoltaic (solar-power related) and uninterruptible power supply (UPS), and motive-power applications including lift trucks, mining and other commercial vehicles.

Network Power – Standby power batteries play an important role by providing energy solutions for critical systems that require uninterrupted supply – such as data networks, railroad crossing signals, industrial controls and e-commerce infrastructure. Not only do these batteries back up traditional wire-line voice networks, but they also provide the backup power supporting reliable high-speed data transmission, Internet service providers, personal and network computer systems,

wireless communications and cable TV. Exide's network power batteries also support photovoltaic, wind turbine, and other renewable energy initiatives.

Motive Power – Exide's motive power batteries power lift trucks and other commercial electric vehicles used across the materials handling industry. These vehicles, which move raw materials and finished goods through all parts of the supply chain, including retail stores, logistics hubs, warehouses, cross-docking points and distribution centers, are an integral part of modern materials handling. Motive power batteries are used in applications in which safety, high quality, low emissions and reliability are paramount.

Exide's Transportation business has headquarters in Milton, Georgia, and Gennevilliers, France. It provides a broad range of starting and deep-cycle batteries for vehicles including garden tractors, cars, pickup trucks, motorcycles, boats, jet skis, golf carts, farm equipment, motor homes, buses, tractor trailers and military equipment such as tanks and personnel carriers. Exide supplies the complete transportation supply chain – from OEM assembly plants, to aftermarket product and service support through dealer networks and retailers. The Company's products can be found as original equipment in top selling passenger cars and trucks around the world. With a long history of innovation in transportation market batteries, Exide offers a complete portfolio of goods, services and post-sale support. The Company also reclaims and recycles its products at the end of their service lives.

One of the greatest environmental success stories is the recycling track record of lead-acid batteries. The lead-acid battery is 99 percent recyclable and recycled more than any other consumer product. Every component of the battery is directly recycled, converted into marketable by-products, or consumed as part of the recycling process. That is why Exide Technologies invests in battery recycling – it is good for business and for the environment. Exide operates nine recycling facilities around the world – five in the U.S., three in Europe and one in New Zealand. All of these facilities make Exide one of the few companies in the stored electrical energy industry with the capability to recycle its own product in its facilities and produce new products from the recycled components.

Exide operates 34 manufacturing plants in 11 countries throughout the world.

Australia, England, France, Germany, Italy, India, New Zealand,
Portugal, Spain, Poland, United States of America



Fiscal 2010 Second Quarter Highlights

- On a comparative basis, fiscal 2010 second quarter net sales were \$632 million compared to \$914 million for the fiscal 2009 second quarter. Net sales in the fiscal 2010 period were negatively impacted by foreign currency translation, price reductions due to significantly lower average lead prices and overall lower unit volumes.
- Gross margin for the fiscal 2010 second quarter was 20.6% compared to 17.7% in the prior year period.
- The Company generated free cash flow of \$28 million for the first six months of fiscal 2010 while funding restructuring and capital investments of \$71 million.



Outlook

- Ongoing restructuring plans and organizational realignment of divisional and corporate functions with expected reductions in headcount.
- Continued focus on liquidity and operating cash flow through working capital reduction plans, the sales of non-strategic assets and businesses, streamlining cash management processes, and closely managing capital expenditures.
- Continued manufacturing and distribution productivity improvements through the established ExCELL program and Take Charge! initiative.
- Continued review and rationalization of our various brand offerings of products to gain efficiencies in manufacturing and distribution.
- Increased R&D and engineering investments designed to develop enhanced lead-acid products as well as products utilizing alternative chemistries.
- Gain additional product and process efficiencies through our global procurement structure by leveraging existing relationships and strengthening an infrastructure globally for products and components.

NASDAQ: XIDE

Investor Fact Sheet

At September 30, 2009

NASDAQ: XIDE

Closing price: \$7.97

(September 30, 2009)

52 week price range

(\$8.87 - \$1.83)

Shares Outstanding

75,530,000

Market Capitalization

\$602 million

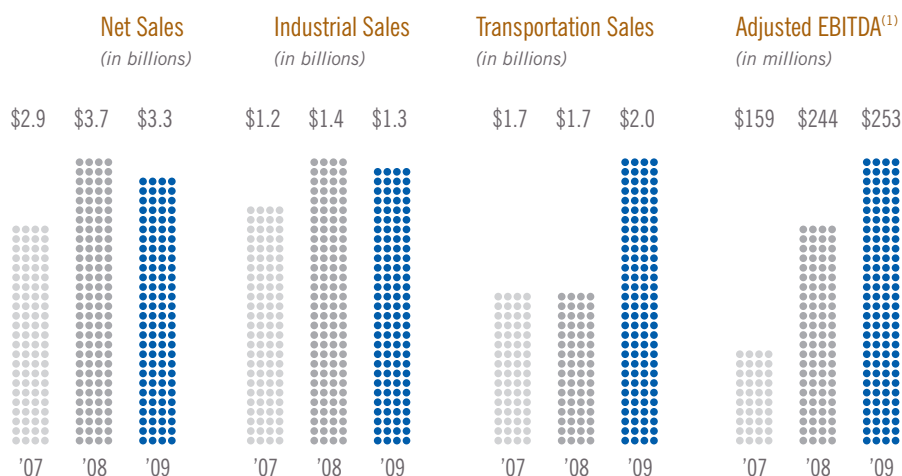
Fiscal 2009 Adjusted EBITDA

Up 3.7%

Fiscal Year-End

March 31

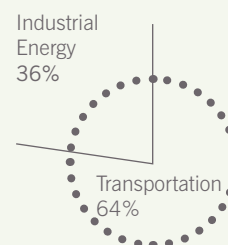
Sales and Earnings Yearly Comparisons



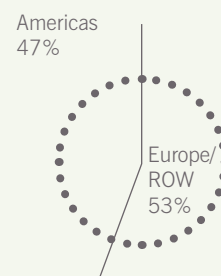
⁽¹⁾Adjusted EBITDA is defined as earnings before interest, taxes, depreciation, amortization, restructuring charges, non-cash currency remeasurement gains or losses, non-cash gain or loss from revaluation of our warrants liability, and impairment charges and non-cash gains or losses on asset sales. A reconciliation of adjusted EBITDA to net income or (loss) is found in the Company's Form 8-K filed on June 4, 2009.

Sales by Product Group

YTD Fiscal 2010
Second Quarter
Net Sales by
Product Group



YTD Fiscal 2010
Second Quarter
Net Sales by
Geographic Area



Consolidated Statements of Operations

For the Fiscal Year Ended March 31 <i>(In thousands, except per share data)</i>	2009	2008	2007
NET SALES	\$ 3,332,332	\$ 3,696,671	\$ 2,939,785
COST OF SALES	2,708,664	3,103,481	2,467,009
Gross profit	613,668	593,190	472,776
EXPENSES			
Selling, marketing and advertising	297,032	289,975	270,413
General and administrative	173,990	176,607	173,128
Restructuring	63,271	10,507	24,483
Other (income) expense, net	41,264	(39,069)	9,636
Interest expense, net	72,240	85,517	90,020
Loss on early extinguishment of debt	—	21,342	—
	647,797	544,879	567,680
Income (loss) before reorganization items, income taxes, minority interest	(34,129)	48,311	(94,904)
REORGANIZATION ITEMS, NET	2,179	3,822	4,310
INCOME TAX PROVISION	32,173	10,886	5,783
MINORITY INTEREST	1,041	1,544	882
Net income (loss)	\$ (69,522)	\$ 32,059	\$ (105,879)
EARNING (LOSS) PER SHARE			
Basic	\$ (0.92)	\$ 0.47	\$ (2.37)
Diluted	\$ (0.92)	\$ 0.46	\$ (2.37)
WEIGHTED AVERAGE SHARES			
Basic	75,526	68,306	44,604
Diluted	75,526	69,284	44,604

Condensed Consolidated Balance Sheets

For the Fiscal Year Ended March 31 <i>(In thousands, except per share data)</i>	2009	2008
ASSETS		
Current assets	\$1,043,483	\$1,516,981
Plant, property and equipment, net	586,261	649,526
Other	270,443	324,889
Total assets	\$1,900,187	\$2,491,396
LIABILITIES & STOCKHOLDERS' EQUITY		
Current liabilities	\$554,267	\$842,198
Long-term debt	646,180	683,601
Other	357,673	402,487
Total liabilities	1,558,120	1,928,286
Minority interest	15,840	18,772
SHAREHOLDERS' EQUITY		
Common stock	755	753
Additional paid-in capital	1,111,001	1,104,939
Accumulated deficit	(787,281)	(717,662)
Accumulated other comprehensive income	1,752	156,308
Total stockholders' equity	326,227	544,338
Total liabilities and stockholders' equity	\$1,900,187	\$2,491,396

