


# WGL Holdings, Inc.

## 2013 Fact Sheet

NYSE: WGL

www.wglholdings.com



## About WGL Holdings

WGL Holdings, Inc. is a public utility holding company serving the Washington, D.C. metropolitan region. Washington Gas, our leading subsidiary, has provided safe, reliable natural gas service to customers in the D.C. area for over 160 years and today serves more than one million customers in the District of Columbia, Maryland and Virginia. Our unregulated subsidiaries provide energy-related services to residential and commercial customers, including government organizations. Whether we are distributing clean natural gas safely to a customer's home, supplying power through renewable wind energy, or providing infrastructure to the federal government, our vision is to be the preferred source of clean and efficient energy solutions.

## Investment Highlights

- High-growth utility service territory
- Operationally efficient natural gas utility operations
- Profitable retail energy marketing business
- Strong balance sheet and corporate credit ratings
- 38 years of dividend increases; 163 years of payments

## Financial Highlights

Years ended September 30	2013	2012
--------------------------	------	------

### Income Statement Data

Operating Revenues (\$000)	\$2,466,138	\$2,425,310
Operating Income (\$000)	\$166,340	\$265,983
Net Income (\$000)	\$80,253	\$139,818
GAAP Diluted Earnings per Share	\$1.55	\$2.71
Non-GAAP Earnings per Share*	\$2.31	\$2.68

\* For reconciliation of GAAP to non-GAAP financial measures, please see our web site, [www.wglholdings.com](http://www.wglholdings.com), under Investor Relations, Quarterly Results

### Common Stock Data

Closing Price	\$42.71	\$40.25
52-Week High/Low	\$46.96/\$35.96	\$44.99/\$36.84
Shares Outstanding (000's)	51,774	51,612
Market Capitalization	\$2.2B	\$2.1B
Average Daily Trading Volume	241,587	310,160
Annualized Dividend Rate/Yield	\$1.68/3.9%	\$1.60/4.0%
Return on Average Common Equity	6.3%	11.3%

### Balance Sheet Data

Total Assets (\$000)	\$4,260,060	\$4,110,947
Total Capitalization (\$000)	\$1,826,785	\$1,886,931
Preferred Stock	1.5%	1.5%
Common Equity	69.8%	67.3%
Long-term Debt	28.7%	31.2%
Book Value Per Share	\$24.62	\$24.60

### Credit Ratings (Washington Gas Medium-Term Notes)

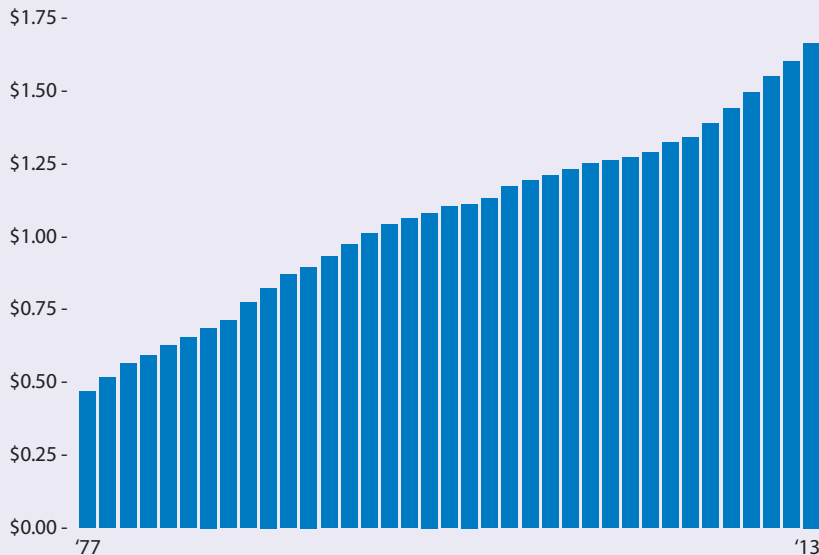
Fitch Ratings	AA-
Moody's Investors Service	A1
Standard & Poor's	A+

## Operating Highlights

Years ended September 30	2013	2012
--------------------------	------	------

Utility Natural Gas Deliveries (thousands of therms)	1,780,863	1,714,807
Utility Active Customer Meters		
Residential	1,033,862	1,022,801
Commercial and Industrial	71,261	71,308
Heating Degree Days		
Actual	3,775	3,036
Normal	3,769	3,799
Percent Colder (Warmer) than Normal	0.2%	(20.1%)
WGES Natural Gas Sales (thousands of therms)	702,471	610,420
WGES Natural Gas Customers	167,900	177,500
WGES Electricity Sales (thousands of kWhs)	12,133,019	11,794,872
WGES Electricity Customers	179,900	194,300

## Dividends



With a 163-year history of dividend payouts, WGL Holdings has one of the longest dividend payment records on the New York Stock Exchange. Our record of thirty-eight consecutive annual dividend increases underscores our commitment to reward investors with a reliable stream of income.

## Analyst Coverage

Barclays Capital

BofA Merrill Lynch

Brean Capital

Goldman Sachs

Hilliard Lyons

Morningstar

U.S. Capital Advisors

Christine Cho

Gabe Moreen

Michael Gaugler

Ted Durbin

Spencer Joyce

Mark Barnett

Daniel Fidell

## Investor Information

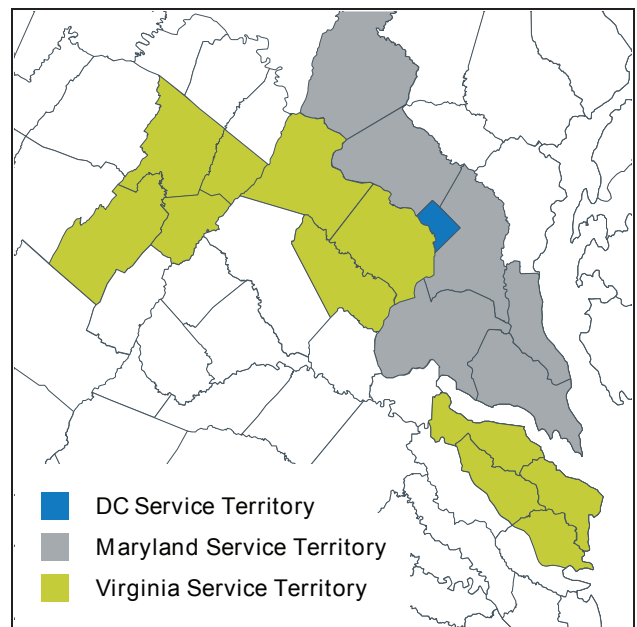
- For more information about WGL Holdings, Inc., please visit our web site at [www.wglholdings.com](http://www.wglholdings.com)
- Mailing address: WGL Holdings, Inc. Investor Relations, 101 Constitution Avenue NW, Washington, D.C. 20001
- Financial community members should direct inquiries to: Douglas Bonawitz, Investor Relations, 202-624-6129
- To order copies of this Fact Sheet, call 1-800-458-2700

This fact sheet may contain forward-looking statements. For a full discussion of the risks and uncertainties that can cause actual results to vary materially from these forward-looking statements, please review our most recent annual report on Form 10-K, our quarterly reports on Form 10-Q, and other reports filed with the Securities and Exchange Commission.

This Investor Fact Sheet is a paid advertisement prepared by the subject company. It has not been reviewed for accuracy by *Research* magazine, which does not endorse or recommend securities. *Research* magazine receives a fee for distributing this Investor Fact Sheet.

**WGL**  
**LISTED**  
**NYSE**

## Utility Service Territory



Our utility service territory includes the District of Columbia and large portions of Maryland and Virginia. This area is the fifth largest regional economy in the nation and Washington Gas continues to capture more than 90 percent of new residential construction.

## Business Segments

### Washington Gas

Washington Gas delivers natural gas to over one million customers in Washington, D.C. and surrounding areas in Maryland and Virginia

### Washington Gas Energy Services

Washington Gas Energy Services is one of the largest natural gas and electricity retail marketing suppliers in the Mid-Atlantic region

### WGL Midstream

WGL Midstream invests in and optimizes natural gas pipelines and storage facilities in the Midwest and Eastern United States

### Washington Gas Energy Systems

Washington Gas Energy Systems manages a portfolio of distributed generation and solar solutions across the United States