



# Corporate Profile

You've got to be smart to be number one in any business. But, more importantly, you've got to play with your heart, with every fiber of your body.

The object is to win - to beat the other guy. Maybe that sounds hard or cruel. I don't think it is.


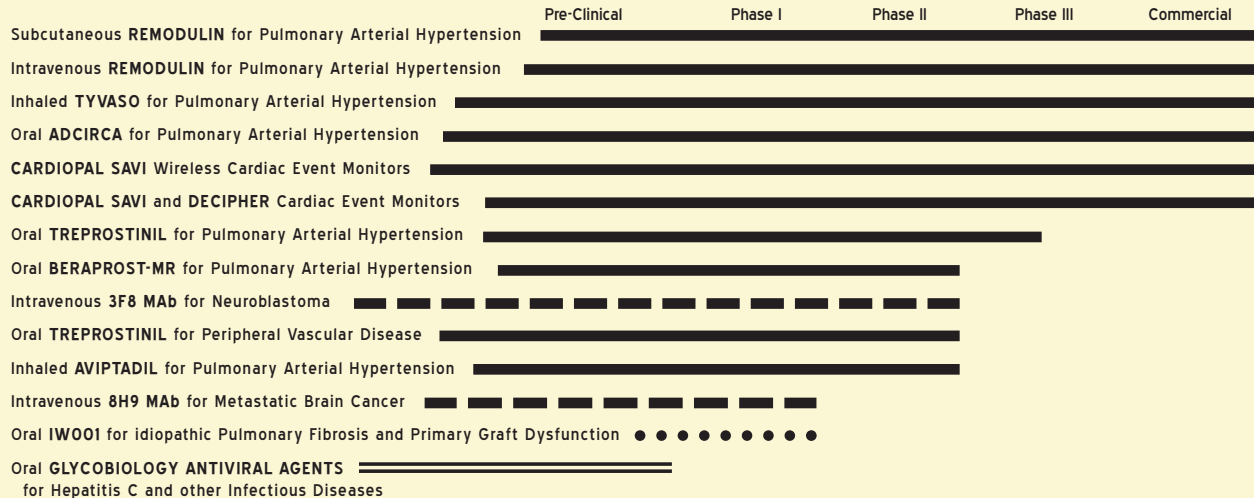
Vince Lombardi

United Therapeutics Corporation is a biotechnology company focused on the development and commercialization of unique products to address the unmet medical needs of patients with chronic and life-threatening conditions.

Founded in 1996, United Therapeutics Corporation went public in 1999. Through 2009, United Therapeutics has achieved eight consecutive years of greater than 30% revenue growth.

Since the end of 2001, United Therapeutics' stock price has had a compounded annual growth rate of approximately 35%, from a split-adjusted \$5.04 to \$52.65 at the end of 2009.

# Product Pipeline



# Shareholder Letter

One of the origins of the word *company* is from the Latin words *com*, meaning "with" or "come together", and *pan*, meaning "bread." In essence, a company was first thought of as a group of people coming together to break bread. Another etymology is *companio*, or a group of soldiers who fight together. Our 400-plus employees do both of these things. They come together to make the most important and magical of all breads - medicines, the bread of life - and they team together as a highly-trained brigade to conquer the enemies of a rapidly growing biotech company: rampant diseases, relentless competitors, rapacious interlopers and random obstacles.

During 2009, we tripled our medical offerings, adding FDA approvals for our inhaled prostanoid, **Tyvaso**, and our front-line, once-daily oral agent, **Adcirca**, to our mainstay therapy, **Remodulin**. For the first time in our history, United Therapeutics has multiple therapeutic options for every pulmonary hypertension patient. We are now able to fully actualize our battle cry: "Leave no patient behind."

Ten years after taking our company public on the NASDAQ, we are now valued at over \$3 billion - something we achieved by growing revenues over 30% annually and by increasing our stock price ten-fold. Yet, it is the *next* ten years that will be prime time for United Therapeutics. As is said worldwide when breaking bread with friends, "To Life!" At United Therapeutics, this means sparing no effort as we take hilltop after hilltop in our rapid march for ever more important "Medicines for Life."

*Martine Rothblatt*



# Unitherians



We take the “United” in our name very seriously. Our employees are united in pursuing our corporate strategic objectives to achieve our mission for all of our stakeholders, and doing so with the highest level of ethical conduct.

Our success has been possible through the brilliant and creative efforts and hard work of our employees and, of course, considerable luck.

# Products



## **Remodulin**

Approved in 2002, Remodulin (treprostinil) Injection is a stable, synthetic form of prostacyclin, an important molecule produced by the body that has powerful effects on blood vessel health and function. It can be administered either subcutaneously or intravenously for the treatment of pulmonary arterial hypertension.

## **Tyvaso**

Approved in 2009, Tyvaso (treprostinil) Inhalation Solution is an inhaled prostacyclin therapy for the treatment of pulmonary arterial hypertension.

## **Adcirca**

Approved in 2009, Adcirca (tadalafil) tablets is a once-daily oral phosphodiesterase type 5 therapy for the treatment of pulmonary arterial hypertension.

# Board of Directors



**Christopher Causey, M.B.A.**  
Principal, Causey Consortium

**Raymond Dwek, F.R.S.**  
Professor of Glycobiology  
Director of the Glycobiology Institute  
University of Oxford  
President, Institute of Biology

**Richard Giltner**  
Former Managing Director  
Société Générale Asset Management

**R. Paul Gray**  
Managing Member, Core Concepts, LLC

**Roger Jeffs, Ph.D.**  
President and Chief Operating Officer  
United Therapeutics Corporation

**Ray Kurzweil**  
Founder, Chairman and  
Chief Executive Officer  
Kurzweil Technologies, Inc.

**Christopher Patusky, J.D., M.G.A.**  
Director, Office of Real Estate  
Maryland Department of Transportation

**Martine Rothblatt, Ph.D., J.D., M.B.A.**  
Chairman and Chief Executive Officer  
United Therapeutics Corporation

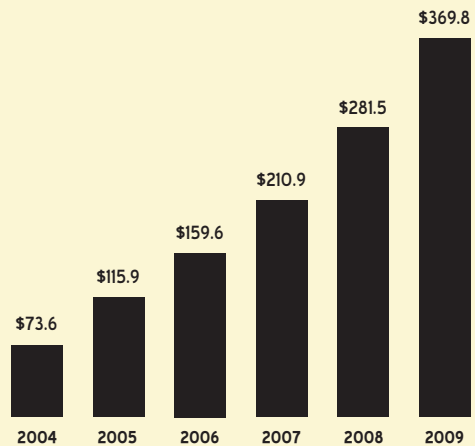
**Hon. Louis Sullivan, M.D.**  
Founding President  
and President Emeritus  
Morehouse School of Education  
Former Secretary of United States  
Department of Health  
and Human Services

**Hon. Tommy Thompson, J.D.**  
Partner, Akin Gump Strauss  
Hauer & Feld LLP  
Former Secretary of United States  
Department of Health  
and Human Services  
Former Governor of Wisconsin, USA

# Selected Financial Results

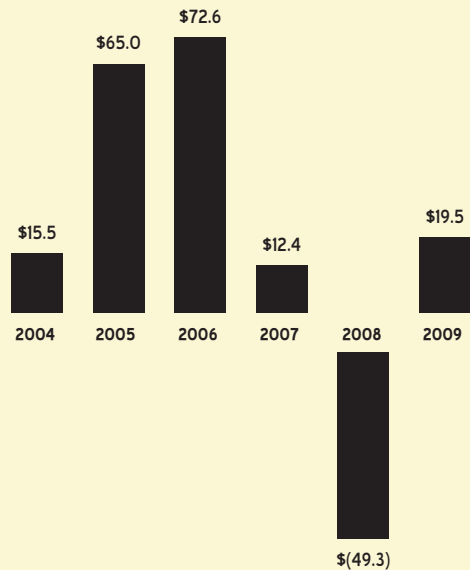
## Revenue

(in millions)



## Net Income (Loss)

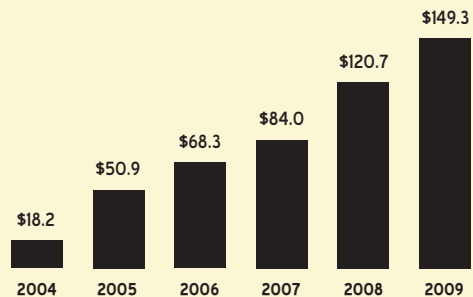
(in millions)



# Selected Financial Results

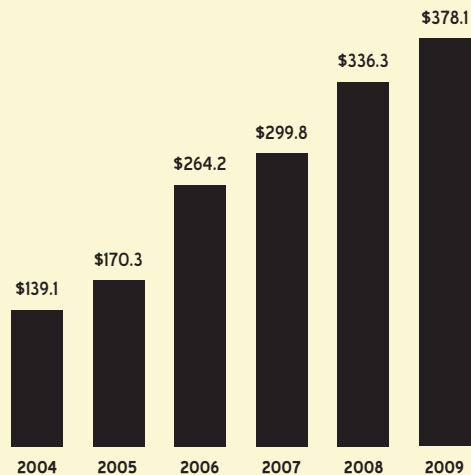
## Earnings Before Non-Cash Charges\*

(in millions)



## Unrestricted Cash and Investments

(in millions)



# Selected Financial Results

## Earnings Before Non-Cash Charges\*

A reconciliation of net income (loss) to earnings before non-cash charges is presented below (in thousands):

	2004	2005	2006	2007	2008	2009
			(1) As adjusted	(1) As adjusted	(1) As adjusted	
Net Income (loss) as reported	\$ 15,449	\$ 65,016	\$ 72,596	\$ 12,353	\$ (49,327)	\$ 19,462
Add (subtract) non-cash and one-time charges:						
Amortization of debt discount and issue costs	0	0	2,417	14,281	11,439	12,875
Income tax expense (non-cash)	0	(17,679)	(34,927)	(9,431)	(34,394)	(695)
License fees	0	0	0	11,013 <sup>2</sup>	150,000 <sup>3</sup>	0
Depreciation and amortization	2,381	2,534	2,713	3,427	4,955	11,394
Impairment	0	0	2,024	3,582	1,605	5,457
Share-based compensation	329	983	23,513	48,766	36,393	100,810
Earnings before non-cash charges	\$ 18,159	\$ 50,854	\$ 68,336	\$ 83,991	\$ 120,671	\$ 149,303

(1) Adjusted for the retrospective adoption of FASB ASC 470-20.

(2) During the year ended December 31, 2007, we issued 400,000 shares of our common stock to Toray Industries, Inc. The fair value of the shares issued was expensed as research and development.

(3) During the three months ended December 31, 2008, we made a one-time payment of \$150.0 million to Eli Lilly and Company related to our license and manufacturing and supply agreements. We also issued approximately 6.1 million shares of our common stock to Lilly for \$150.0 million under a related stock purchase agreement. Since there was no net impact on our cash flows associated with these transactions, we have presented the related up-front payment as an adjustment to net loss.

We use earnings before taxes and non-cash charges, a non-GAAP financial measure: (a) as measurements of operating performance because it assists us in comparing our operating performance on a consistent basis by excluding the impact of expenses not directly resulting from our core operations; (b) for planning purposes, including the preparation of our internal annual operating budget; (c) to allocate resources to enhance the financial performance of our business; (d) to evaluate the effectiveness of our operational strategies; and (e) to evaluate our capacity to fund capital expenditures and expand our business. We believe this non-GAAP financial measure enhances investors' understanding of our performance by excluding certain expenses that may not be indicative of our core operating measures. In addition, because we have historically reported earnings before non-cash charges to investors, we believe the inclusion of this non-GAAP financial measure provides consistency in our financial reporting. The presentation of this non-GAAP financial measure is not to be considered in isolation or as a substitute for our financial results prepared in accordance with GAAP.

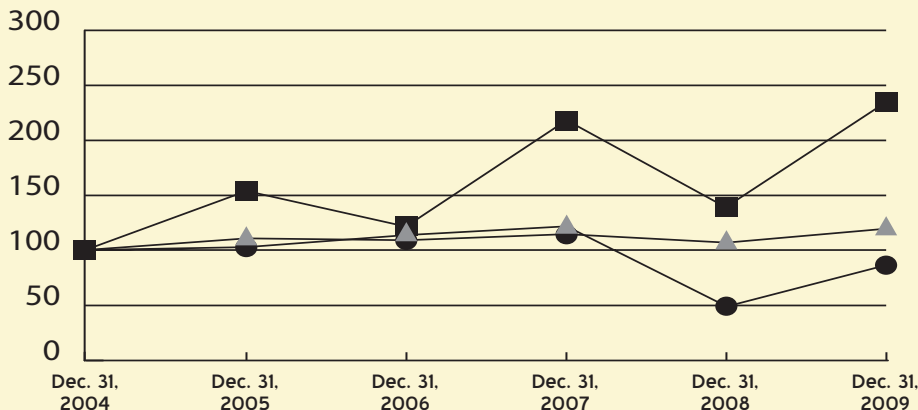
# Selected Financial Results

## Stock Price Performance

The following graph and table set forth United Therapeutics' total cumulative stockholder return over the past five years as compared to the cumulative returns of the NASDAQ US Stock Market Index and the NASDAQ Pharmaceutical Stocks Index. Total stockholder return assumes \$100.00 invested at the beginning of the period in United Therapeutics common stock, the stocks represented in the NASDAQ US Stock Market Index and the stocks represented in the NASDAQ Pharmaceutical Stocks Index, respectively.



## Comparison of the Five-Year Cumulative Total Return



	12/31/04	12/31/05	12/31/06	12/31/07	12/31/08	12/31/09
United Therapeutics Corporation	\$100.00	\$153.09	\$120.42	\$216.28	\$138.54	\$233.22
NASDAQ US Stock Market Index	\$100.00	\$102.13	\$112.19	\$121.68	\$58.64	\$84.28
NASDAQ Pharmaceutical Stocks Index	\$100.00	\$110.12	\$107.79	\$113.36	\$105.48	\$118.52