



2014 Notice and Proxy Statement  
And  
2013 Annual Report



April 24, 2014

TO OUR SHAREHOLDERS,

It has often been said that great technology is only great if it is easy to use, simple to manage and affordable to deploy. Over the past three years, Sonus has refreshed and expanded its portfolio of products and services to enable cloud-based, real-time communications. At the same time, we have rewired our operational foundation in a manner that makes it easier for our customers and partners to do business with us. Sonus is now a transformed company, ready to lead the movement of communications into mobile, social and cloud environments.

The end-to-end transformation of Sonus has not been without peaks and valleys, but this chapter is now behind the Company as we focus on growth, while also delivering profitability to our shareholders. Several important operational milestones marked our performance in 2013. Specifically, Sonus:

- Announced the Sonus SBC SWe, the industry's first full-featured, scalable, virtualized, software-based session border controller (SBC).
- Successfully integrated the acquisition of Network Equipment Technologies, Inc. (NET), which accelerated our penetration into the enterprise segment as well as the development of our channel ecosystem.
- Announced the acquisition of Performance Technologies, Incorporated (PT) in December 2013, followed by the successful closing of the transaction in February 2014, a move that quickly offered a beachhead into the wireless market and is expected to strengthen the Company's mobility and virtualization strategies.
- Added several prominent leaders to the Company's Board of Directors and management team.
- Announced a stock buyback program to repurchase up to \$100 million of the Company's common stock, and executed approximately \$59 million through December 31, 2013.

From a financial results standpoint, 2013 also marked an important crossover point on several measures specific to growth, revenue composition and profitability. Specific full-year 2013 financial highlights include:

- Total revenue was \$276.7 million, up 9% compared to 2012.
- Total SBC revenue (including product, maintenance and services) was \$129.9 million, representing 47% of total Company revenue and reflecting growth of 48% over 2012.
- Total SBC product revenue was \$97.4 million, reflecting growth of 44% over 2012. At 58% of total product revenue, this marked the first time SBCs represented more than half of the Company's full-year total product revenue.



- Enterprise sales contributed 27% of total product revenue, while Channel sales contributed 20% of total product revenue. Both of these measures were single-digit figures as recently as 2012.
- GAAP gross margins were 62.3%; non-GAAP gross margins were 63.6%, representing an increase of 360 basis points compared to non-GAAP gross margins in 2012.
- GAAP loss per share was \$0.08; non-GAAP diluted earnings per share were \$0.02.

As real-time communications become increasingly embedded into cloud, mobile and social platforms, we will see applications seamlessly span networks—whether at home, in the office or on the road. As a result, service providers will need to have a scalable and flexible infrastructure to enable these applications so they can continue to grow. Sonus' heritage in pioneering voice and video across the Internet uniquely positions the Company to “orchestrate” previously disparate forms of communications and network elements into something more meaningful.

Going forward, Sonus will be focused on four strategic priorities:

1. Innovation to enable the principles and benefits associated with Software Defined Networking (SDN) and Network Functions Virtualization (NFV). By virtualizing the SBC, the functionality can be flexibly deployed and reside on a common off-the-shelf (COTS) platform within a scalable, cloud-based environment.
2. Expansion into wireless growth opportunities related to Diameter Signaling and Voice over Long-Term Evolution (VoLTE).
3. Enablement of cloud service providers to incorporate real-time applications like voice and video into their portfolio of offerings.
4. Continued expansion into the enterprise segment, as Session Initiation Protocol (SIP) adoption progresses and companies seek ways to leverage legacy PBX and Unified Communications investments while introducing cloud-based multimedia platforms.

Whether for wireless or wireline, service provider or enterprise, Sonus sits at the very intersection of making this expansion of real-time communications possible. It is an exciting time to be in our business, and we are committed to leading the transition as social, mobile and cloud communications come together. Thank you for investing in Sonus and for the trust you place in us to grow and establish a great company.

Sincerely,

A handwritten signature in black ink that reads "Raymond P. Dolan".

Raymond P. Dolan

President and Chief Executive Officer



Proxy Statement



**SONUS NETWORKS, INC.**  
**4 Technology Park Drive**  
**Westford, MA 01886**

April 24, 2014

Dear Stockholder:

We cordially invite you to attend Sonus Networks, Inc.'s annual meeting of stockholders. The meeting will be held on Wednesday, June 11, 2014, at 10:00 a.m., local time, at the offices of Wilmer Cutler Pickering Hale and Dorr LLP, located at 60 State Street, Boston, Massachusetts.

**Your vote is very important.** Whether or not you plan to attend the meeting, please vote at your earliest convenience by following the instructions as described in the accompanying Proxy Statement.

Thank you for your continued trust and confidence in Sonus.

Sincerely,

Raymond P. Dolan  
President and Chief Executive Officer



SONUS NETWORKS, INC.  
4 Technology Park Drive  
Westford, MA 01886

---

**NOTICE OF ANNUAL MEETING OF STOCKHOLDERS  
To be held June 11, 2014**

To the Stockholders of Sonus Networks, Inc.:

The 2014 annual meeting of stockholders of Sonus Networks, Inc. will be held on Wednesday, June 11, 2014 at 10:00 a.m., local time, at the offices of Wilmer Cutler Pickering Hale and Dorr LLP, located at 60 State Street, Boston, Massachusetts. At the meeting, we will consider and vote upon the following proposals to:

1. Elect eleven nominees for director to hold office until the 2015 annual meeting of stockholders;
2. Ratify the appointment of Deloitte & Touche LLP to serve as Sonus Networks' independent registered public accounting firm for the fiscal year ending December 31, 2014;
3. Approve, on a non-binding advisory basis, the compensation of our named executive officers as disclosed in the "Compensation Discussion and Analysis" section and the accompanying compensation tables and related narratives contained in the accompanying Proxy Statement; and
4. Transact any other business that may properly come before the meeting and any adjournments or postponements thereof.

These items are more fully described in the accompanying Proxy Statement. Only stockholders of record at the close of business on April 14, 2014 are entitled to attend and vote at the 2014 annual meeting and any adjournment of the meeting. All stockholders are invited to attend the annual meeting in person. Whether or not you plan to attend the annual meeting, your vote is important. To ensure that your vote is counted at the 2014 annual meeting, please vote as promptly as possible.

By Order of the Board of Directors,

Westford, Massachusetts  
April 24, 2014

Jeffrey M. Snider  
Senior Vice President, Chief Administrative  
Officer, General Counsel and Corporate Secretary

---

This Notice, the accompanying Proxy Statement and a form of proxy card are being mailed beginning on or about May 5, 2014 to all stockholders entitled to vote at the meeting. The Sonus Networks, Inc. 2013 Annual Report on Form 10-K, which includes our financial statements and constitutes our annual report to our stockholders, is being mailed with this Notice.

**Important Notice Regarding Availability of Proxy Materials for the Stockholder Meeting to be held on June 11, 2014: The Proxy Statement and the 2013 Annual Report to Stockholders are available at <https://materials.proxyvote.com/835916>.**

## TABLE OF CONTENTS

	<u>Page</u>
PROXY STATEMENT—SUMMARY .....	1
CAUTIONARY NOTE REGARDING FORWARD-LOOKING STATEMENTS .....	3
INFORMATION ABOUT THE ANNUAL MEETING .....	4
PROPOSAL 1—ELECTION OF DIRECTORS .....	7
Board of Directors .....	7
Nominees Up For Election—Background and Qualifications .....	7
Board of Directors’ Recommendation .....	12
PROPOSAL 2—RATIFICATION OF THE APPOINTMENT OF INDEPENDENT REGISTERED PUBLIC ACCOUNTING FIRM .....	12
DELOITTE & TOUCHE LLP FEES .....	13
Audit Fees .....	13
Audit-Related Fees .....	13
Tax Fees .....	13
All Other Fees .....	13
Policy on Audit Committee Pre-Approval of Audit and Non-Audit Services .....	13
Board of Directors’ Recommendation .....	14
PROPOSAL 3—A NON-BINDING ADVISORY VOTE ON THE COMPENSATION OF OUR NAMED EXECUTIVE OFFICERS .....	14
Key Objectives of Our Executive Compensation Program .....	14
2013 Say-on-Pay Results and Stockholder Input .....	15
2013 Financial and Operating Performance of the Company .....	16
2013 Executive Compensation Program .....	17
Board of Directors’ Recommendation .....	18
CORPORATE GOVERNANCE AND BOARD MATTERS .....	19
Code of Ethics .....	19
Oversight of Risk Management .....	19
Director Independence .....	19
Meeting Attendance .....	20
Board Committees .....	20
Compensation Committee Interlocks and Insider Participation .....	23
Director Nomination Process .....	23
Board Leadership Structure .....	24
Executive Sessions of the Board .....	25
Additional Governance Matters .....	25
DIRECTOR COMPENSATION .....	26
Director Cash Compensation .....	26
Director Equity Compensation .....	27
Total Director Compensation for 2013 .....	28
EXECUTIVE OFFICERS OF THE REGISTRANT .....	29
BENEFICIAL OWNERSHIP OF OUR COMMON STOCK .....	31
SECTION 16(a) BENEFICIAL OWNERSHIP REPORTING COMPLIANCE .....	34
TRANSACTIONS WITH RELATED PERSONS .....	34

	<u>Page</u>
COMPENSATION COMMITTEE REPORT .....	34
COMPENSATION DISCUSSION AND ANALYSIS .....	35
AUDIT COMMITTEE REPORT .....	57
EXECUTIVE COMPENSATION TABLES .....	58
EQUITY COMPENSATION PLAN INFORMATION .....	63
POTENTIAL PAYMENTS UPON TERMINATION OR UPON CHANGE IN CONTROL .....	75
STOCKHOLDER PROPOSALS FOR INCLUSION IN 2015 PROXY STATEMENT .....	78
STOCKHOLDER PROPOSALS FOR PRESENTATION AT 2015 ANNUAL MEETING .....	78
STOCKHOLDERS SHARING THE SAME ADDRESS .....	78
FORM 10-K .....	79
OTHER MATTERS .....	79
APPENDIX A—DISCUSSION OF NON-GAAP FINANCIAL MEASURES .....	A-1



**SONUS NETWORKS, INC.  
PROXY STATEMENT**

**Proxy Statement—Summary**

*This summary highlights information contained elsewhere in this Proxy Statement. This summary does not contain all of the information you should consider before voting. You should read the entire Proxy Statement carefully before voting.*

<b>2013 Financial and Operating Performance Highlights</b>	<b>Corporate Governance Highlights</b>
<p><b>Fiscal year 2013 was a year of tremendous progress</b> for Sonus:</p> <p><b>FINANCIAL PERFORMANCE</b></p> <p><b>We increased total revenue by 9%</b> to \$276.7 million.</p> <ul style="list-style-type: none"> <li>• <b>We generated \$34 million in cash from operations.</b></li> <li>• <b>We grew total session border controller (“SBC”) revenue by 48%</b> to \$129.9 million. SBC revenue represented 47% of our total revenue for the year and 55% of our total revenue in the fourth quarter of 2013, reflecting the rapid trend toward our SBC growth business.</li> <li>• We increased non-GAAP gross margins by 360 basis points, to 63.6%; GAAP gross margins increase was 620 basis points, to 62.3%.<sup>1</sup></li> <li>• We achieved non-GAAP diluted earnings per share of \$0.02; we reduced GAAP loss per share to \$0.08.<sup>1</sup></li> </ul> <p><b>SALES PERFORMANCE</b></p> <ul style="list-style-type: none"> <li>• <b>We added 670 new customers</b>, compared with 230 the previous year.</li> <li>• <b>Enterprise sales contributed 27%</b> of total product revenue in 2013.</li> <li>• <b>Channel sales contributed 20%</b> of total product revenue in 2013.</li> </ul> <p><b>STRATEGIC PERFORMANCE</b></p> <ul style="list-style-type: none"> <li>• <b>We launched our first</b> full-featured, software-based SBC architected for unlimited scale.</li> <li>• <b>We successfully integrated Network Equipment Technologies, Inc.</b>, an acquisition we made to expand our SBC product portfolio.</li> <li>• <b>We announced the acquisition of Performance Technologies, Incorporated</b> in December 2013, and closed that transaction in February 2014.</li> <li>• <b>We announced a \$100 million stock buyback program</b>, and repurchased approximately \$60 million of shares under the program through December 31, 2013.</li> </ul> <p>(1) A reconciliation of non-GAAP to GAAP financial information and a statement on the use of non-GAAP measures are included as Appendix A.</p>	<p><b>Annual Election of Directors: <u>Yes (no staggered board)</u></b></p> <p><b>Separate Chairman and CEO: <u>Yes</u></b></p> <p><b>Number of Independent Directors: <u>10 out of 11 directors</u></b></p> <p><b>Independent Directors Meet without Management: <u>Yes</u></b></p> <p><b>Average Director Attendance at Board and Committee Meetings: <u>95.4%</u></b></p> <p><b>Board Diversity (as to gender, ethnicity, experience and skills): <u>Yes</u></b></p> <p><b>Annual Equity Grant to Non-Employee Directors: <u>Yes</u></b></p> <p><b>Annual Board and Committee Self-Evaluations: <u>Yes</u></b></p> <p><b>Annual Advisory Approval of Executive Compensation: <u>Yes</u></b></p> <p><b>Disclosure Committee for Financial Reporting: <u>Yes</u></b></p> <p><b>Review and Approval Policy for Related Party Transactions: <u>Yes</u></b></p> <p><b>Code of Conduct for Non-Employee Directors: <u>Yes</u></b></p> <p style="text-align: center;"><b>Executive Compensation Highlights</b></p> <p><b>Key Elements of our Executive Compensation Program:</b> Our overall executive compensation program is founded on three guiding principles:</p> <ul style="list-style-type: none"> <li>• We offer competitive compensation packages <b>to attract</b> executives from larger telecommunications companies that offer significantly greater cash compensation, and from smaller private telecommunications companies that offer greater perceived equity growth potential;</li> <li>• We offer incentive compensation <b>to motivate</b> our executives to transform Sonus from a media gateway company in a declining market into a profitable company in the rapidly growing SBC and diameter signaling (“DSC”) markets; and</li> <li>• We seek <b>to retain</b> our key executives in the face of other opportunities and uncertainty caused by market consolidation, including the acquisitions of two of our direct competitors, Acme Packet, Inc. and Tekelec, by Oracle Corporation.</li> </ul> <p><b>Key Highlights of our 2013 Executive Compensation Program:</b> Our Board was fiscally conservative and our executives demonstrated their belief that the Company’s equity value will grow:</p> <ul style="list-style-type: none"> <li>• Our CEO elected to receive 100% of his salary in restricted shares of common stock that were subject to forfeiture until they vested on December 31, 2013, and our named executive officers (“NEOs”) elected to receive their annual bonuses in the form of common stock in lieu of cash, further aligning them with the long-term interests of other stockholders;</li> <li>• There have been no increases in base salary for our NEOs for three years except in connection with promotions; the CEO’s base salary has been the same since he joined in October 2010; and</li> <li>• Although the Company met or exceeded many of the metrics considered by the Compensation Committee, the Committee exercised its discretion and awarded only 90% of target bonus (pursuant to previously disclosed elections, bonuses for NEOs who agreed to receive stock instead of cash were paid out at 1.5 times the percentage of target achieved).</li> </ul>

Board of Director Nominees and Committee Composition								
Director Nominees (11)				Board Committees				
Name	Director Since	Independent	Position	Audit Committee	Compensation Committee	Nominating and Corporate Governance Committee	Corporate Development and Investment Committee	Technology and Strategy Oversight Committee
James K. Brewington	2009	*	Former President of the then newly formed Developing Markets group of Lucent Technologies			*	*	C
Matthew W. Bross	2014	*	Chairman and Chief Executive Officer of Compass-EOS				*	*
John P. Cunningham	2004	*	Former Senior Vice President, Finance and Operations of Citrix Systems, Inc.	*			*	
Raymond P. Dolan	2010		President, Chief Executive Officer and Director of Sonus Networks, Inc.				*	
Beatriz V. Infante	2010	*	Chief Executive Officer of BusinessExcelleration LLC		*		*	
Howard E. Janzen	2006	*	Chairman of the Board, President and Chief Executive Officer of Cool Planet Energy Systems, Inc.	*		*		
Richard J. Lynch	2014	*	President of FB Associates, LLC, and the former Executive Vice President and Chief Technology Officer for Verizon Communications and Verizon Wireless				*	*
Pamela D.A. Reeve	2013	*	Former President, Chief Executive Officer and Director of Lightbridge, Inc.		*	*		
John A. Schofield	2009	*	Former President, Chief Executive Officer and Chairman of the Board of Advanced Fibre Communications, Inc.	*	C			
Scott E. Schubert	2009	*	Former Chief Financial Officer of TransUnion LLC	C ACFE			*	
H. Brian Thompson	2003	*	Executive Chairman of GTT Communications, Inc.		*	C		

C—Denotes Chairman of the specified committee.

ACFE—Denotes that Mr. Schubert is an “audit committee financial expert” as defined in Item 407(d)(5) of Regulation S-K.

## CAUTIONARY NOTE REGARDING FORWARD-LOOKING STATEMENTS

This Proxy Statement contains “forward-looking statements” within the meaning of the U.S. Private Securities Litigation Reform Act of 1995, which are subject to a number of risks and uncertainties. All statements other than statements of historical facts contained in this Proxy Statement, including statements regarding our future results of operations and financial position and plans and objectives of management for future operations are forward-looking statements. Without limiting the foregoing, the words “anticipates”, “believes”, “could”, “estimates”, “expects”, “intends”, “may”, “plans”, “seeks” and other similar language, whether in the negative or affirmative, are intended to identify forward-looking statements, although not all forward-looking statements contain these identifying words. Forward-looking statements are based on our current expectations and assumptions regarding our business, the economy and other future conditions. Because forward-looking statements relate to the future, they are subject to inherent uncertainties, risks and changes in circumstances that are difficult to predict. Our actual results could differ materially from those anticipated in these forward-looking statements as a result of various factors. These statements involve known and unknown risks, uncertainties and other factors that may cause our actual results, performance or achievements to be materially different from any future results, performance or achievements expressed or implied by the forward-looking statements. We therefore caution you against relying on any of these forward-looking statements. Important factors that could cause actual results to differ materially from those in these forward-looking statements are discussed in Item 1A., “Risk Factors” of Part I and Items 7 and 7A., “Management’s Discussion and Analysis of Financial Condition and Results of Operations” and “Quantitative and Qualitative Disclosures About Market Risk,” respectively, of Part II of our Annual Report on Form 10-K filed with the Securities and Exchange Commission effective February 28, 2014. Also, any forward-looking statement made by us in this Proxy Statement speaks only as of the date of this Proxy Statement. Factors or events that could cause our actual results to differ may emerge from time to time, and it is not possible for us to predict all of them. We undertake no obligation to publicly update any forward-looking statement, whether as a result of new information, future developments or otherwise, except as may be required by law.

## INFORMATION ABOUT THE ANNUAL MEETING

Our Board of Directors, or our Board, is soliciting proxies for the annual meeting of stockholders of Sonus Networks, Inc. (“Sonus,” “Sonus Networks,” “our,” “we,” “us” or the “Company”) to be held on Wednesday, June 11, 2014, and at any adjournments or postponements thereof. This Proxy Statement contains important information for you to consider when deciding how to vote on the matters brought before the meeting. Please read it carefully.

### Why am I receiving these materials?

You have received these proxy materials because our Board is soliciting your vote at the 2014 annual meeting of stockholders. This Proxy Statement includes information that we are required to provide to you under the rules of the U.S. Securities and Exchange Commission, or the SEC, and that is designed to assist you in voting your shares.

### When and where is the meeting?

The 2014 annual meeting of stockholders of the Company will be held on Wednesday, June 11, 2014 at 10:00 a.m., local time, at the offices of Wilmer Cutler Pickering Hale and Dorr LLP, located on the 26<sup>th</sup> floor at 60 State Street, Boston, Massachusetts.

### Who may vote at the meeting?

Stockholders of record at the close of business on April 14, 2014, the record date, may attend and vote at the meeting. Each stockholder is entitled to one vote for each share of common stock held on all matters to be voted. As of the close of business on April 14, 2014, an aggregate of 249,468,736 shares of our common stock were outstanding (which includes 1,729,705 unvested shares underlying restricted stock grants that are not considered to be outstanding for accounting purposes). A list of our stockholders will be available for inspection at our corporate offices at 4 Technology Park Drive, Westford, Massachusetts beginning no less than ten days prior to the meeting.

### How many shares must be present to hold the meeting?

A majority of the 249,468,736 shares of our common stock that were outstanding as of the record date must be present at the meeting in order to hold the meeting and conduct business. This is called a quorum. For purposes of determining whether a quorum exists, we count as present any shares that are properly represented in person at the meeting or that are represented by a valid proxy properly submitted over the Internet, by telephone or by mail. Further, for purposes of establishing a quorum, we will count as present shares that a stockholder holds and which are represented by their proxy even if the stockholder does not vote on one or more of the matters to be voted upon.

### What proposals will be voted on at the meeting?

There are three proposals scheduled to be voted on at the meeting:

- The election of eleven nominees for director to hold office until the 2015 annual meeting of stockholders;
- The ratification of the appointment of Deloitte & Touche LLP to serve as Sonus Networks’ independent registered public accounting firm for the fiscal year ending December 31, 2014; and
- The non-binding advisory vote on the compensation of our named executive officers as disclosed in the “*Compensation Discussion and Analysis*” section and the accompanying compensation tables and related narratives contained in this Proxy Statement.

## **How does the Board of Directors recommend that I vote?**

Our Board recommends that you vote your shares:

- “For” the election of each of the nominees to our Board;
- “For” the ratification of the appointment of Deloitte & Touche LLP to serve as our independent registered public accounting firm for the fiscal year ending December 31, 2014; and
- “For” the approval, on a non-binding advisory basis, of the compensation of our named executive officers, as disclosed in the “*Compensation Discussion and Analysis*” section and the accompanying compensation tables and related narratives contained in this Proxy Statement.

## **What vote is required to approve each matter and how are votes counted?**

*Election of Directors.* To be elected, each of the eleven nominees for director must receive a plurality of the votes of the shares of common stock present or represented at the 2014 annual meeting of stockholders and entitled to vote as of the record date. You may vote “For” all nominees, “Withhold” your vote from all nominees, or vote “For” one or more nominees and “Withhold” your vote from one or more of the nominees. Votes that are withheld will not be included in the vote tally for the election of directors and will not affect the results of the vote. Please note that if you are a beneficial owner of our common stock and your stock is held through a broker, under stock exchange rules a broker subject to those rules is not permitted to vote your shares on the election of directors without your instruction. Therefore, if a beneficial owner of our common stock fails to instruct such a broker on how to vote for the Board’s nominees, that beneficial owner’s shares cannot be voted on this matter—in other words, your broker’s proxy will be treated as a “broker non-vote,” which is explained in the following question and explanation.

*Ratification of the Appointment of Deloitte & Touche LLP to Serve as Sonus Networks’ Independent Registered Public Accounting Firm for the Fiscal Year Ending December 31, 2014.* The affirmative vote of a majority of the shares of common stock present or represented at the 2014 annual meeting of stockholders and entitled to vote as of the record date will be required to approve the ratification of the appointment of Sonus Networks’ independent registered public accounting firm. You may vote “For”, “Against”, or “Abstain” from voting on this proposal. Abstaining from voting on this proposal will have the effect of a vote against the proposal.

*A Non-Binding Advisory Vote on the Compensation of Our Named Executive Officers.* The vote on the compensation of our named executive officers is non-binding, as provided by law. However, our Board and the Compensation Committee will review and consider the outcome of this vote when making future compensation decisions for our named executive officers. The affirmative vote of a majority of the shares of common stock present or represented at the 2014 annual meeting of stockholders and entitled to vote as of the record date will be required to approve the non-binding advisory vote on the compensation of our named executive officers. You may vote “For”, “Against”, or “Abstain” from voting on this proposal. Abstaining from voting on this proposal will have the effect of a vote against the proposal. As in the case of the election of directors, please note that if your common stock is held with a broker, that broker is not permitted to vote your shares on the non-binding advisory vote on the compensation of our named executive officers without your instructions.

## **What are broker non-votes and what is the effect of broker non-votes?**

Brokers have the discretion to vote shares held in “street name”—a term that means the shares are held in the name of the broker on behalf of its customer, the beneficial owner—on routine matters, such as ratification of the appointment of independent registered public accounting firms, but not on non-routine matters. Generally, broker non-votes occur when shares held by a broker for a beneficial owner are not voted with respect to a non-routine matter because the broker has not received voting

instructions from the beneficial owner and the broker lacks discretionary authority to vote the shares because of the non-routine nature of the matter. Broker non-votes with respect to a matter are not counted as shares entitled to vote with respect to that matter and do not affect the voting results on that matter. Broker non-votes are counted as shares present for purposes of determining the presence of a quorum. The election of directors and the non-binding advisory vote on compensation of our named executive officers are “non-routine” matters for which brokers, under applicable stock exchange rules, may not exercise discretionary voting power without instructions from the beneficial owner. Your vote is very important, whether you hold directly or through a broker, bank or other nominee. We encourage you to read the Proxy Statement and the 2013 Annual Report carefully and if you are a beneficial owner, please be sure to give voting instructions to your broker, bank or other nominee.

### **How can I vote my shares in person at the meeting?**

Shares held directly in your name as the stockholder of record may be voted in person at the meeting. If you choose to attend the meeting, please bring the enclosed proxy card and proof of identification for entrance to the meeting. If you hold your shares in street name, please bring the enclosed proxy card or voting instruction form and proof of identification for entrance to the meeting. You must also request a legal proxy from your broker and bring it to the annual meeting if you would like to vote at the meeting.

### **How can I vote my shares without attending the meeting?**

Whether you hold shares directly as a stockholder of record or beneficially in street name, you may vote without attending the meeting. If you are a stockholder of record, you may vote in any of the following ways:

- *Vote by mail.* You may complete, date and sign the proxy card and mail it in the postage-prepaid envelope that you received. The persons named in the proxy card will vote the shares you own in accordance with your instructions on the proxy card you return. If you return the proxy card but do not give any instructions on a particular matter described in this Proxy Statement, the persons named in the proxy card will vote the shares you own in accordance with the recommendations of our Board.
- *Vote over the Internet.* If you have Internet access, you may vote your shares by following the instructions set forth on your proxy card. If you vote on the Internet, please do not return your proxy card.
- *Vote by telephone.* If you are located in the United States or Canada, you may vote your shares by telephone by following the instructions set forth on your proxy card. If you vote by telephone, please do not return your proxy card.

Telephone and Internet voting will be available until 11:59 p.m., Eastern Daylight Time on June 10, 2014.

If your shares are held in the name of a broker, bank or other nominee, please follow the voting instructions on the forms you receive from such nominee. The availability of voting by Internet or telephone will depend upon their voting procedures.

### **Who is serving as the Company’s inspector of elections?**

Broadridge Financial Solutions, Inc. has been engaged as our independent inspector of elections to tabulate stockholder votes for the 2014 annual meeting.

### **How can I change my vote?**

You may revoke your proxy and change your vote at any time before the polls close at the meeting. You may do this by signing and submitting a new proxy card with a later date, voting by telephone or using the Internet (your latest telephone or Internet proxy is counted) or by attending the meeting and voting in person. Attending the meeting will not revoke your proxy unless you specifically request it.

### **Is my vote confidential?**

Proxy instructions, ballots and voting tabulations that identify stockholders are handled in a manner that protects your voting privacy. Your vote will not be disclosed either within Sonus or to third parties, except as necessary to meet applicable legal requirements and to allow for the tabulation and certification of votes. Occasionally, stockholders provide written comments on their proxy cards, which may be forwarded to management and our Board.

### **What are the directions to the meeting?**

The offices of Wilmer Cutler Pickering Hale and Dorr LLP, 60 State Street, Boston, Massachusetts 02109, telephone: (617) 526-6000. The main reception area where you should check in is on the 26<sup>th</sup> floor, where the annual meeting will be held.

## **Proposal 1—ELECTION OF DIRECTORS**

### **Board of Directors**

Our Board is presently composed of eleven members, ten of whom are independent within our director independence standards, which meet the director independence standards of the NASDAQ Stock Market Marketplace Rules. Since our 2013 annual meeting of stockholders, we have appointed three new directors, each of whom is currently serving on our Board—Pamela D.A. Reeve joined us in August 2013 and both Matthew W. Bross and Richard J. Lynch joined us in February 2014. At the 2014 annual meeting of stockholders, all of our directors will be elected to hold office in accordance with our Fourth Amended and Restated Certificate of Incorporation, as amended. Each of the directors elected at the 2014 annual meeting of stockholders will serve for a term expiring at the 2015 annual meeting of stockholders.

Shares represented by executed proxies will be voted, if authority to do so is not withheld, for the election of the nominees named below. If a nominee declines to serve or is unable to serve as a director at the time of the annual meeting, such shares will be voted for the election of such substitute nominee as our Board may propose. It is not presently expected that the nominees named below will be unable or will decline to serve as a director. Under Delaware law, the affirmative vote of the holders of a plurality of shares of common stock voting on this matter at the annual meeting (*i.e.*, the largest number of votes cast) is required to elect each director. Consequently, only shares that are voted in favor of a particular nominee will be counted toward such nominee's achievement of a plurality.

### **Nominees Up For Election—Background and Qualifications**

Our directors are a diverse group of leaders in their respective fields. Many of the current directors have leadership experience at major domestic and international companies with operations inside and outside of the United States, as well as experience on other companies' boards, which provides an understanding of different business processes, challenges and strategies. Other directors have experience as members on the board of directors of non-profit and philanthropic institutions, which brings unique perspectives to our Board and provides insight into issues faced by companies. The

Board and its Nominating and Corporate Governance Committee believe that the attributes, leadership skills and other diverse experiences of our current Board members collectively provide the Company with the perspectives and judgment necessary to guide the Company's strategies and governance principles and to monitor their execution. Therefore, the Board proposes the re-election of the following eleven directors of the Company to hold office until the 2015 annual meeting of stockholders.

The biographies below describe the skills, qualities, attributes and experience of the nominees that led the Board and its Nominating and Corporate Governance Committee to determine that it is appropriate to nominate these directors.

*James K. Brewington*, 70, has been a director since May 2009. Mr. Brewington is a veteran of the global communications market, with over 40 years of industry experience at AT&T Inc. and Lucent Technologies before his retirement in 2007. From mid-2004 until his retirement from Lucent Technologies, Mr. Brewington was President of the then newly formed Developing Markets group, tasked with expanding the revenue base beyond domestic borders, reflecting his prior success in building out their global footprint. Prior to this, he was President of Lucent Technologies' Mobility Solutions division, where he was responsible for all wireless infrastructure for the mobility segment, including global wireless development and product architecture, project management, and business and product management. Mr. Brewington joined Lucent Technologies in 1996. He began his career at AT&T Inc. in 1968, and over the ensuing years held various executive management positions in the telecommunications industry, including overseeing Bell Telephone Wireless Laboratories. Mr. Brewington has served on the Board of Directors and the Nominating and Corporate Governance Committee of Kopin Corporation since 2006 and serves on the Board of Directors of two privately held companies. He also advises several technology startup companies. He has served on the boards of the U.S.-Saudi Arabian Business Council and INROADS/North Jersey, Inc., a non-profit organization that trains minority youth for careers in business and industry. He was a member of the Cellular Telecommunications Industry Association, or CTIA, and the CTIA Wireless Foundation. Mr. Brewington has a Master of Business Administration degree from Seattle University, a Master of Science degree from Stanford University (Sloan Fellow) and a Bachelor of Arts degree from the College of Idaho. Among other qualifications, Mr. Brewington brings to the Board executive management and leadership experience, including from his service for over 40 years at AT&T Inc. and Lucent Technologies, along with extensive technological and industry experience.

*Matthew W. Bross*, 53, has been a director since February 2014. Mr. Bross has been the Chairman and Chief Executive Officer of Compass-EOS, a supplier of icPhotonics™ technology that delivers a commercial chip-to-chip direct silicon-to-photonics solution, since February 2014. Mr. Bross was previously the Global Chief Technology Officer of Huawei from October 2009 to October 2012, British Telecom from November 2002 to July 2009, and Williams Communications Group, Inc. from March 1997 to November 2002. He has led the technology innovation and investment strategies for the companies he has served across multiple technology and business domains, including carrier, enterprise, devices, applications and services. Additionally, he was awarded a William Pitt Fellowship by Pembroke College at the University of Cambridge. Mr. Bross currently serves as Chairman of the Global Information Infrastructure Commission and is a member of the Board of Directors for the EastWest Institute. Among other qualifications, Mr. Bross brings to the Board executive management and leadership experience as global chief technology officer of various public companies, along with his deep technology expertise and understanding of advanced technology.

*John P. Cunningham*, 76, has been a director since September 2004. In 2002, Mr. Cunningham retired from Citrix Systems, Inc., a global leader in virtual workplace software and services. From 2001 to 2002, Mr. Cunningham was Senior Vice President, Finance and Operations of Citrix Systems, Inc. He joined Citrix Systems, Inc. in 1999 as Senior Vice President, Finance and Administration and served in that capacity until 2001. From 1998 to 1999, Mr. Cunningham served as Executive Vice President and Chief Financial Officer of Wang Global, a worldwide provider of network services. Prior to joining



Wang Global, he served as Chief Financial Officer of Whirlpool Corporation from 1996 to 1998 and Chief Financial Officer of Maytag Corporation from 1994 to 1996. Mr. Cunningham has also held various management positions, including Corporate Controller, at International Business Machines. From 2001 to December 2013, he served as a member of the Board of Directors of Smart Disk Corporation as well as its Audit Committee. Mr. Cunningham has a Master of Business Administration degree from New York University and a Bachelor of Science degree from Fordham University. Among other qualifications, Mr. Cunningham brings to the Board executive leadership experience, including from his service as a chief financial officer of various public companies, along with extensive financial expertise.

*Raymond P. Dolan*, 56, has been our President, Chief Executive Officer and a director since October 2010, and is responsible for the strategic direction and management of our company. Mr. Dolan has more than 25 years of experience in the telecommunications industry, having served in senior leadership positions at QUALCOMM Incorporated, Nextwave Wireless and BellAtlantic/NYNEX Mobile. From 2006 to 2008, Mr. Dolan served as Chief Executive Officer of QUALCOMM/Flarion Technologies, a developer of mobile broadband communications technologies, as well as Senior Vice President of QUALCOMM Incorporated. Prior to its acquisition by QUALCOMM in 2006, Mr. Dolan served as Chairman and Chief Executive Officer of Flarion Technologies. Before his role at Flarion Technologies, from 1996 to 2000, Mr. Dolan was Chief Operating Officer of NextWave Telecom. Prior to that, he spent eight years at BellAtlantic/NYNEX Mobile, serving in numerous roles of increasing responsibility, most recently as Executive Vice President of Marketing. He began his career in the telecommunications industry at PacTel Cellular as a Manager of Network Operations. Mr. Dolan also served as an officer in the United States Marine Corps, where he spent more than seven years as a tactical jet pilot. He has served on the Board of Directors and has been Chairman of the Nominating and Corporate Governance Committee of American Tower Corporation since 2003. He also served on the Board of Directors of NII Holdings, Inc. from 2008 until 2012. Mr. Dolan graduated from the U.S. Naval Academy with a degree in Mechanical Engineering and also holds a Master of Business Administration degree from the Columbia University School of Business. Among other qualifications, Mr. Dolan brings to the Board executive leadership experience, including from his service as Chief Executive Officer of Sonus, along with extensive brand marketing and strong financial, risk analysis and corporate governance skills and experience.

*Beatriz V. Infante*, 60, has been a director since January 2010. Since 2009, Ms. Infante has served as Chief Executive Officer of BusinessExcelleration LLC, which provides management consulting services to companies at strategic inflection points. Since 2008, Ms. Infante has also served as a limited partner and advisor to Tandem Capital, an investment firm specializing in mobile technology companies. From 2010 until its acquisition by Infor in 2011, Ms. Infante was the Chief Executive Officer and a director of ENXSUITE Corporation, a leading supplier of energy management solutions. From 2006 until its acquisition by Voxeo Corporation in 2008, she was the Chief Executive Officer and a director of VoiceObjects Inc., a market leader in voice applications servers. From 2004 to 2005, Ms. Infante served as Interim Chief Executive Officer and a director of Synchron Inc., which was sold to an investor group. From 1998 to 2003, Ms. Infante held various positions with Aspect Communications, a leading provider of call centers and unified communications solutions, including the roles of Chairman, President and Chief Executive Officer. She has served on the Board of Directors, Compensation Committee and Nominating and Corporate Governance Committee of Emulex Corporation since May 2012, including as the Chair of the Nominating and Corporate Governance Committee since February 2014. Since 1994, she has served on the Advisory Committee to the Princeton University School of Engineering and Applied Science. She has been a director at a number of privately held companies as well as two non-profit organizations, Silicon Valley Leadership Group and Joint Venture Silicon Valley Network. Additionally, Ms. Infante is a National Association of Corporate Directors Board Leadership Fellow, a member of the Corporate Directors Group, and in 2013 was named to the Financial Times Agenda "Top 50 Digital Directors' List." Ms. Infante holds a Bachelor of Science and Engineering degree in

Electrical Engineering and Computer Science from Princeton University and holds a Master of Science degree in Engineering and Computer Science from California Institute of Technology. Among other qualifications, Ms. Infante brings to the Board executive leadership experience, including from her service as a chief executive officer of various companies, along with extensive operational expertise and experience in brand marketing.

*Howard E. Janzen*, 60, has been a director since January 2006 and the Chairman of the Board since December 2008. Since May 2012, Mr. Janzen has been the President and Chief Executive Officer of Cool Planet Energy Systems, Inc., a company that converts non-food biomass into sustainable, high-octane gasoline, as well as its director since July 2012. Since 2002, Mr. Janzen has served as President and Chief Executive Officer of Janzen Ventures, Inc., a private investment business venture. Mr. Janzen was the Chief Executive Officer and a director of One Communications Corp., a supplier of integrated advanced telecommunications solutions to businesses, from 2007 until its sale in 2011. He served as President of Sprint Business Solutions, the business unit serving Sprint Corporation's business customer base with almost 10,000 employees and \$12 billion in annual revenue, from 2004 to 2005. From 2003 to 2004, he was President of Sprint Corporation's Global Markets Group, responsible for Sprint Corporation's long distance service for both consumer and business customers. From 1994 until 2002, Mr. Janzen served as President and Chief Executive Officer, and Chairman from 2001 to 2002, of Williams Communications Group, Inc., a high technology company. Mr. Janzen has served as a member of the Board of Directors, the Compensation Committee and the Corporate Governance Committee of Global Telecom & Technology, Inc. since 2006; and a member of the Board of Directors and the Audit Committee of Vocera Communications, Inc. since 2007. He previously served as a member of the Board of Directors, Compensation Committee and Strategy Committee of Macrosolve, Inc. from 2006 to 2012. Mr. Janzen also serves as a member of the Board of Directors of three privately held companies, a member of the Executive Committee of the Global Information Infrastructure Commission, and a member of the Boards of Directors of the following non-profit organizations—Hillcrest Healthcare System, Morningside Foundation and Heart of America Boy Scout Council. Mr. Janzen received his Bachelor of Science and Master of Science degrees in Metallurgical Engineering from the Colorado School of Mines. He also has completed the Harvard Business School Program for Management Development. Among other qualifications, Mr. Janzen brings to the Board executive leadership experience, including from his service as a chief executive officer of various telecommunications companies and his past service as a chairman of a public company, along with extensive financial expertise and brand marketing experience.

*Richard J. Lynch*, 65, has been a director since February 2014. Since September 2011, Mr. Lynch has served as the President of FB Associates, LLC, which provides advisory and consulting services at the intersection of technology, marketing and business operations. Mr. Lynch was the Executive Vice President and Chief Technology Officer for Verizon Communications between 2007 and 2011, and the Executive Vice President and Chief Technology Officer of Verizon Wireless and its predecessors from 1990 until 2007. Mr. Lynch has been at the forefront of wireless technology solutions and was responsible for the selection of CDPD, CDMA, EV-DO and LTE for use within the Verizon network. Building on these and other key technology decisions, Mr. Lynch has driven the introduction of key innovative products and services into the marketplace. Mr. Lynch is a Fellow of the Institute of Electrical and Electronic Engineers and has been awarded patents in the field of wireless communications. He has served as a member of the Board of Directors, Chairman of the Nominating and Corporate Governance Committee and a member of the Compensation Committee of Ruckus Wireless, Inc. since March 2012; and a member of the Board of Directors and Compensation, Nominating and Governance Committee of BlackBerry Limited since February 2013. From November 2010 to November 2013, Mr. Lynch served Chairman of the Board of Directors and a member of the Nominating and Corporate Governance Committee of TranSwitch Corp. Mr. Lynch also serves as a member of the Board of Directors of three privately held companies. He has also sat on the boards of numerous industry organizations, including the GSM Association and the CDMA Development Group,

and as a member of the Federal Communications Commission Technical Advisory Committee and Communications Security Reliability and Interoperability Council. For his leadership in the early years of wireless data, Mr. Lynch was honored with the President's Award by the CTIA. He has also been inducted into the Wireless History Foundation's Hall of Fame. Mr. Lynch is a graduate of Lowell Technological Institute (now University of Massachusetts) where he received Bachelor of Science and Master of Science degrees in electrical engineering. He has also completed post-graduate work at the Wharton School of the University of Pennsylvania and the Johnson School of Management at Cornell University. Among other qualifications, Mr. Lynch brings to the Board executive leadership experience, including from his service as chief technology officer of Verizon and its predecessor companies.

*Pamela D.A. Reeve*, 64, has been a director since August 2013. From November 1989 to August 2004, Ms. Reeve was the President, Chief Executive Officer and a director of Lightbridge, Inc., a global provider of mobile business solutions, offering products and services for the wireless communications industry. Prior to joining Lightbridge, Inc. in 1989, Ms. Reeve spent 11 years as a consultant and in a series of executive positions at the Boston Consulting Group, Inc. Ms. Reeve has served as a member of the Board of Directors, the Compensation Committee and the Nominating and Corporate Governance Committee of Frontier Communications Corporation since 2010. Since 2002, Ms. Reeve has served as a member of the Board of Directors of American Tower Corporation, including as its Lead Director since 2004, a member of its Compensation Committee since 2004, and a member of its Nominating and Corporate Governance Committee since 2009. From 1997 to 2008, Ms. Reeve served as a director of NMS Communications Corp., which sold its core business and the remaining business became Livewire Mobile, Inc. Ms. Reeve served on the Board of Directors of Livewire Mobile, Inc. from 2008 to November 2009. She also has been a director at one non-profit organization. She received her Master of Business Administration degree, with distinction, from Harvard Business School, and received her Bachelor of Arts degree, with honors, from the University of Georgia Honors Program. Among other qualifications, Ms. Reeve brings to the Board executive leadership experience, including from her service as chief executive officer of a telecommunications company, along with extensive operational experience in the communications and technologies industries.

*John A. Schofield*, 65, has been a director since January 2009. From 1999 to 2005, Mr. Schofield served as President, Chief Executive Officer and Chairman of the Board of Advanced Fibre Communications, Inc., a leading supplier of next-generation edge access equipment and multi-service broadband solutions for the telecommunications industry. From 1992 to 1999, Mr. Schofield served as Senior Vice President and then President of the Integrated Solutions Group of ADC Telecommunications, Inc., a world-wide supplier of network equipment, software solutions, and integration services for broadband and multiservice networks. Since 2000, he has served as the Chairman of the Board of Directors of Integrated Device Technology, Inc., as well as a member of its Compensation Committee and its Nominating and Governance Committee. Mr. Schofield has a Bachelor of Science degree in Electrical Engineering from the NSW Institute of Technology in Sydney, Australia and is a graduate of Raytheon's Management Development Program. Among other qualifications, Mr. Schofield brings to the Board executive leadership experience, including from his service as a chairman of a public company, along with extensive financial expertise and brand marketing experience.

*Scott E. Schubert*, 60, has been a director since February 2009. From 2005 until 2008, Mr. Schubert served as Chief Financial Officer of TransUnion LLC, a leading global information solutions company. From 2003 to 2005, Mr. Schubert served as Chief Financial Officer and, prior to that, Executive Vice President of Corporate Development of NTL, Inc. (now Virgin Media, Inc.). From 1999 to 2003, Mr. Schubert held the position of Chief Financial Officer of Williams Communications Group, Inc., a high technology company. Mr. Schubert also served as head of BP Amoco's Global Financial Services, leading the initial integration of BP and Amoco's worldwide financial operations following the merger of the two companies. Since 2011, he has been a member of the Board of Directors, the Compensation

Committee, the Audit Committee and the Compliance Committee of Isle of Capri Casinos, Inc. Mr. Schubert is a graduate of the Krannert School of Business at Purdue University, where he completed his Master of Business Administration degree in Finance and Economics in 1976. He also earned his Bachelor of Science degree at Purdue University in 1975, with dual majors in Engineering and Accounting. Among other qualifications, Mr. Schubert brings to the Board executive leadership experience, including from his service as a chief financial officer of various companies, along with extensive financial expertise.

*H. Brian Thompson, 75*, has been a director since October 2003. Mr. Thompson has been Executive Chairman of GTT Communications, Inc., a worldwide cloud network provider, since 2006. He has also headed his own private equity investment and advisory firm, Universal Telecommunications, Inc., since its incorporation in 1991. From 2002 to 2007, Mr. Thompson was Chairman of Comsat International, and he served as Chairman and Chief Executive Officer of Global TeleSystems Group, Inc. from 1999 to 2000. Mr. Thompson was Chairman and Chief Executive Officer of LCI International, Inc. from 1991 until its merger with Qwest Communications International Inc. in 1998. Subsequent to the merger, Mr. Thompson became Vice Chairman of the Board of Directors for Qwest until his resignation in 1998. Mr. Thompson previously served as Executive Vice President of MCI Communications Corporation from 1981 to 1990. Prior to MCI, he was a management consultant with the Washington, D.C. offices of McKinsey & Company. He has served as a member of the Board of Directors, the Compensation Committee and the Nominating and Corporate Governance Committee of Axcelis Technologies, Inc. since 2002; a member of the Board of Directors, the Compensation Committee and the Audit Committee of Pendrell Corporation (formerly known as ICO Global Communications (Holdings) Ltd.) since 2007; and a member of the Board of Directors, the Compensation Committee and the Nominating and Corporate Governance Committee of Penske Automotive Group, Inc. since 2002. Mr. Thompson is a member of the Board of Trustees for the Lab School of Washington. He is a former chairman of the U.S. Competitive Telecommunications Association and also served on the University of Massachusetts Chancellor's Executive Committee, as a member of the Board of Trustees of Capitol College in Laurel, Maryland, and the St. Stephens and St. Agnes School Foundation in Alexandria, Virginia. He received his Master of Business Administration degree from Harvard University's Graduate School of Business, and received a Bachelor of Science degree in chemical engineering from the University of Massachusetts. Among other qualifications, Mr. Thompson brings to the Board executive leadership experience, including from his service as a chairman and chief executive officer of various companies, along with extensive brand marketing experience.

#### **Board of Directors' Recommendation**

**The Board of Directors unanimously recommends a vote "FOR" the election to the Board of Directors of each of the eleven nominees.**

#### **Proposal 2—RATIFICATION OF THE APPOINTMENT OF INDEPENDENT REGISTERED PUBLIC ACCOUNTING FIRM**

We are asking our stockholders to ratify the appointment by our Audit Committee of Deloitte & Touche LLP to serve as Sonus Networks' independent registered public accounting firm for the fiscal year ending December 31, 2014. Deloitte & Touche LLP has acted in this capacity since August 2005. Representatives of Deloitte & Touche LLP are expected to be present at the 2014 annual meeting of stockholders and will have the opportunity to make a statement if they desire to do so. It is also expected that they will be available to respond to appropriate questions. If this proposal is not approved at the annual meeting, our Audit Committee will reconsider this appointment. Even if the proposal is approved at the annual meeting, the Audit Committee may, in its discretion, direct the appointment of a different independent registered public accounting firm at any time during the year if it determines that such change would be in the best interests of the Company and its stockholders.

## DELOITTE & TOUCHE LLP FEES

The following is a summary of the aggregate fees billed to us by Deloitte & Touche LLP for the fiscal years ended December 31, 2013 and 2012 for each of the following categories of professional services:

<u>Fee Category</u>	<u>Fiscal 2013 Fees</u>	<u>Fiscal 2012 Fees</u>
Audit Fees . . . . .	\$1,614,970	\$1,980,354
Audit-Related Fees . . . . .	—	—
Tax Fees . . . . .	101,200	489,382
All Other Fees . . . . .	12,500	10,000
Total Fees . . . . .	<u>\$1,728,670</u>	<u>\$2,479,736</u>

### Audit Fees

These amounts represent fees for the audit of our consolidated financial statements included in our Annual Report on Form 10-K, the review of financial statements included in our Quarterly Reports on Form 10-Q, the audit of internal control over financial reporting and the services that an independent auditor would customarily provide in connection with subsidiary audits, statutory requirements, regulatory filing and similar engagements for the fiscal year, such as consents and assistance with review of documents filed with the SEC. Audit fees also include advice on accounting matters that may arise in connection with or as a result of the audit or the review of periodic consolidated financial statements and statutory audits that non-U.S. jurisdictions require.

### Audit-Related Fees

Audit-related fees consist of fees related to due diligence services and accounting consultations regarding the application of generally accepted accounting principles to proposed transactions.

### Tax Fees

Tax fees consist of professional services for tax compliance, tax advice and tax planning. These services include assistance regarding federal, state and international tax compliance, value-added tax compliance, research and development tax credit compliance, and transfer pricing advice and planning. Of this amount for fiscal 2013, approximately \$43,000 represents fees for tax compliance and preparation.

### All Other Fees

All other fees consist of professional products and services other than the services reported above, including fees for our subscription to Deloitte & Touche LLP's online accounting research tool.

### Policy on Audit Committee Pre-Approval of Audit and Non-Audit Services

The Audit Committee has adopted a policy to pre-approve audit and permissible non-audit services provided by our independent registered public accounting firm. These services may include audit services, audit-related services, tax services and other services. Prior to engagement of the independent registered public accounting firm for the next year's audit, the independent registered public accounting firm and our management submit a list of services expected to be rendered during that year for each of the four categories of services to the Audit Committee for approval. Pre-approval is generally provided for up to one year and any pre-approval is detailed as to the particular service or category of services. The independent registered public accounting firm and our management periodically report to the Audit Committee regarding the extent of services provided by the independent registered public

accounting firm in accordance with this pre-approval process. The Audit Committee may also pre-approve particular services on a case-by-case basis. The Audit Committee approved all of the services and fees of Deloitte & Touche LLP set forth above.

Our Audit Committee requires the regular rotation of the lead audit partner and concurring partner as required by Section 203 of the Sarbanes-Oxley Act of 2002 and is responsible for recommending to our Board policies for hiring employees or former employees of the independent registered public accounting firm. The Audit Committee has determined that the provision of services described above to us by Deloitte & Touche LLP is compatible with maintaining their independence.

#### **Board of Directors' Recommendation**

**The Board of Directors unanimously recommends a vote “FOR” the ratification of the appointment of Deloitte & Touche LLP to serve as our independent registered public accounting firm for the fiscal year ending December 31, 2014.**

#### **Proposal 3—A NON-BINDING ADVISORY VOTE ON THE COMPENSATION OF OUR NAMED EXECUTIVE OFFICERS**

The Company provides its stockholders with the opportunity to cast an annual advisory vote to approve the compensation of its named executive officers, or NEOs, as disclosed pursuant to the SEC's compensation disclosure rules (which disclosure rules includes the Compensation Discussion and Analysis, the compensation tables, and the narrative disclosures that accompany the compensation tables) (a “Say-on-Pay proposal”). The Company believes that it is appropriate to seek and take into account the views of stockholders in the design and effectiveness of the Company's executive compensation program.

Our executive compensation program is designed to drive the Company's long-term success and to increase stockholder value. We utilize our executive compensation program to provide competitive compensation within our industry peer group to attract and retain executive talent, encourage our leaders to perform at a high level by linking compensation with financial and performance milestones and align our executive compensation with stockholders' interests through the use of equity-based incentive awards. The Compensation Committee has overseen the development and implementation of our executive compensation program in line with these core principles.

#### **Key Objectives of Our Executive Compensation Program**

Our overall executive compensation program is founded on three guiding principles:

- We offer competitive compensation packages to attract executives from larger telecommunications companies that offer significantly greater cash compensation, and from smaller private telecommunications companies that offer greater perceived equity growth potential;
- We offer incentive compensation to motivate our executives to transform Sonus from a media gateway company in a declining market into a profitable company in a growing SBC and diameter signaling (“DSC”) markets; and
- We seek to retain our key executives in the face of other opportunities and uncertainty caused by market consolidation, such as the acquisitions of two of our direct competitors, Acme Packet, Inc. and Tekelec, by Oracle Corporation.

## 2013 Say-on-Pay Results and Stockholder Input

There were 202,256,064 shares of common stock present at our 2013 annual meeting of stockholders in person or by proxy, which represented 70.79% of the shares outstanding on the record date for the meeting, and which constituted a quorum for the transaction of business. Of the shares present at the meeting and entitled to vote on our 2013 Say-on-Pay proposal, 49.04% voted in favor, with 49.69% voting against and 1.27% abstaining. 29.45% of the shares present at the meeting constituted broker non-votes that were not entitled to vote on the matter. This result was not consistent with the voting results on our Say-on-Pay proposals at previous annual meetings of stockholders. At our 2012 annual meeting of stockholders, 98.48% of the shares present and entitled to vote on the matter voted in favor of our 2011 executive compensation program, with 1.39% voting against and 0.13% abstaining, with 22.24% of the shares present at the meeting constituting broker non-votes that were not entitled to vote on the matter. At our 2011 annual meeting of stockholders, 92.53% of the shares present and entitled to vote on the matter voted in favor of our 2010 executive compensation program, with 7.08% voting against and 0.39% abstaining, with 23.37% of the shares present at the meeting constituting broker non-votes that were not entitled to vote on the matter. Based on discussions with stockholders after our 2013 annual meeting of stockholders, we believe that there were stockholders who were supportive of our executive compensation program but who did not vote their shares on the 2013 Say-on-Pay proposal. If so, the voting result on our 2013 Say-on-Pay proposal may not accurately reflect the support, or lack thereof, of our stockholders with respect to our compensation practices.

Nevertheless, on the assumption that the vote accurately reflected the views of our stockholders as a whole with respect to our compensation practices, over the course of the last year, the Compensation Committee engaged in an extensive re-examination of our executive compensation program, including contacting any stockholder within our top 50 institutional owners who we were able to identify as having voted against or abstained from voting on our 2013 Say-on-Pay proposal, based on a review of public filings made pursuant to the Investment Company Act of 1940 by mutual funds on Form N-PX. We contacted 20 institutions holding approximately 93% of the total votes either against or abstaining from the 2013 Say-on-Pay proposal.

Nine institutional investors, who collectively held approximately 19% of our outstanding shares and approximately 73% of the total votes against or abstaining from the 2013 Say-on-Pay proposal, responded to this outreach program. We engaged with each of these institutional investors to understand their reasons for voting against or abstaining with respect to our 2013 Say-on-Pay proposal. The institutional investors with whom we spoke welcomed our proactive outreach and the opportunity to provide feedback. The primary reason that they gave to us for voting against or abstaining with respect to our 2013 Say-on-Pay proposal was a perceived lack of alignment between performance and pay. Several of these institutional investors indicated that they would also like to see prospective disclosure of the performance metrics used by the Compensation Committee.

To address these key concerns, we explained that 2012 was an important foundational year during which we continued to reposition our business to support sustainable growth and profitability. Our progress was evidenced by our SBC business growing to reach 44% of total product revenue in 2012, up from 25% in 2011. In terms of profitability, we committed to and delivered non-GAAP profitability in the fourth quarter of 2012. This was an important inflection point for the Company, following a year of investment in the business which enabled the aforementioned growth.

We believe that our performance in these metrics in 2012 represented key milestones in the Company's effort to reposition the business for sustainable growth and profitability and our subsequent performance has shown further progress in these metrics. In 2013, SBC product revenue represented 58% of total product revenue and, although we reported a GAAP net loss for the year, we delivered non-GAAP profitability for the full year. A reconciliation of non-GAAP to GAAP financial information and a statement on the use of non-GAAP financial measures are included as Appendix A. These

non-GAAP financial measures are not in accordance with generally accepted accounting principles in the United States (“GAAP”) and should not be viewed in isolation or as a substitution for reported, or GAAP, financial measures. In 2014, we expect to continue to show an increase in the percentage contribution from our growth-related product revenue (including SBC and DSC), and that our total growth-related revenue, including maintenance and services, will be greater than 50% for the first time in the Company’s history. We also expect that in 2014 and beyond, our non-GAAP profitability trend will continue.

In response to stockholder feedback that we received regarding the 2013 Say-on-Pay proposal, we are providing disclosure in this Proxy Statement of the prospective performance metrics that are being utilized to determine executive bonus compensation, if any is earned, for 2014. These include performance along a range, using at least the following three metrics: total revenue, profit and total SBC revenue. The range for each metric may be determined by considering several data points, including: (i) the financial plan approved by the Board at the beginning of the year, (ii) the Company’s actual performance during the year, and (iii) the strategic context of the results, as they relate to marketplace dynamics and key drivers of long-term stockholder value. There is a cap on the amount of bonus compensation, if any, that may be paid to our executive officers pursuant to the 2014 executive bonus compensation program.

We believe that our 2014 executive compensation program is responsive to the feedback we have received and is aligned with stockholder interests. The Compensation Committee respects all stockholder votes, both for and against our compensation program. The Compensation Committee is committed to continued engagement between stockholders and the Company to fully understand diverse viewpoints and discuss the important connections between Sonus’ compensation program, business strategy, and long-term financial and operating performance.

### **2013 Financial and Operating Performance of the Company**

Fiscal year 2013 was a year of tremendous progress for Sonus. Highlights from the results of the Company’s full year ended December 31, 2013 include the following (a reconciliation of non-GAAP to GAAP financial information and a statement on the use of non-GAAP financial measures are included as Appendix A. These non-GAAP financial measures are not in accordance with GAAP and should not be viewed in isolation or as a substitution for reported, or GAAP, financial measures):

#### **FINANCIAL PERFORMANCE**

- **We increased total revenue by 9%**, to \$276.7 million.
- **We generated \$34 million in cash from operations.**
- **We grew total SBC revenue by 48%**, to \$129.9 million. SBC revenue represented 47% of our total revenue for the year and 55% of our total revenue in the fourth quarter of 2013, reflecting the rapid trend toward our growth business.
- We increased non-GAAP gross margins by 360 basis points, to 63.6%; GAAP gross margins increase was 620 basis points, to 62.3%.
- We achieved non-GAAP diluted earnings per share of \$0.02; we reduced GAAP loss per share to \$0.08.

#### **SALES PERFORMANCE**

- **We added 670 new customers**, compared with 230 new customers the previous year.
- **Enterprise sales contributed 27%** of total product revenue in 2013.



- **Channel sales contributed 20%** of total product revenue in 2013.

## STRATEGIC PERFORMANCE

- **We launched our first** full-featured, software-based SBC architected for unlimited scale.
- **We successfully integrated Network Equipment Technologies, Inc.**, an acquisition we made to expand our SBC product portfolio.
- **We announced the acquisition of Performance Technologies, Incorporated** in December 2013, and closed that transaction in February 2014.
- **We announced a \$100 million stock buyback program**, and repurchased approximately \$60 million of shares under the program through December 31, 2013.

## 2013 Executive Compensation Program

In making its compensation decisions for 2013, the Compensation Committee considered, among other things, our financial and operational results for the year, the achievement of the compensation objectives set by the Compensation Committee, and the feedback received from our stockholders following last year's annual meeting of stockholders. The Compensation Discussion and Analysis section of this Proxy Statement describes the Company's executive compensation program and the decisions made by the Compensation Committee in 2013 in more detail. Highlights of the Company's 2013 executive compensation program included the following:

- Our Chief Executive Officer, or CEO, elected to receive 100% of his salary in restricted shares of common stock that were subject to forfeiture until they vested on December 31, 2013, and our NEOs elected to receive their annual bonuses in the form of common stock in lieu of cash, further aligning them with the long-term interests of other stockholders;
- There have been no increases in base salary for our NEOs for three years except in connection with promotions; the CEO's base salary has been the same since he joined in October 2010; and
- Although the Company met or exceeded many of the metrics considered by the Compensation Committee, the Committee exercised its discretion and awarded only 90% of target bonus (pursuant to previously disclosed elections, bonuses for NEOs who agreed to receive stock instead of cash were paid out at 1.5 times the percentage of target achieved).

Examples of practices and policies that the Compensation Committee has implemented for effective governance of compensation plans include, but are not limited to, the following:

- The Compensation Committee employs an independent compensation consultant who reports directly to the Compensation Committee and performs no other services for the Company.
- In addition to new hire and annual grant programs, our NEOs were given an opportunity to elect to receive equity in lieu of cash bonuses, to build and maintain a long-term equity ownership position in the Company so that their interests are further aligned with those of our stockholders.
- None of our severance agreements provide for tax gross-ups in connection with severance benefits following a change-in-control.
- We have "clawback" language in our Senior Management Cash Incentive Plan, or SMCIP, that permits the Company to recover bonuses from senior executives to ensure that no payments are made in violation of the provisions of the Dodd-Frank Wall Street Reform and Consumer Protection Act, or the Dodd-Frank Act.
- We conduct an annual risk assessment of our pay practices.

- Our insider trading policy discourages all employees, officers and directors from engaging in transactions involving hedging, monetization, margin accounts, pledges, puts, calls and other derivative securities, and requires those who wish to enter into such an arrangement to first pre-clear the proposed transaction with either the Chief Financial Officer or the General Counsel. To date, no such transaction has been requested or approved.
- Our equity plan prohibits option repricing and back-dating.
- We have not granted any perquisites to our NEOs, with the exception of paying Mr. Dolan's share of insurance premium relating to the benefit plans generally provided to employees of the Company in accordance with Company policy because Mr. Dolan elected to accept shares of restricted stock in lieu of base salary for the period from January 1, 2013 to December 31, 2013. This amount, totaling \$5,455, is included with "All Other Compensation" for Mr. Dolan in the Summary Compensation Table.

For further details regarding our 2013 executive compensation program, please review the "Compensation Discussion and Analysis" section and the accompanying compensation tables and narrative discussion in this Proxy Statement.

We believe that for the reasons summarized in the "Compensation Discussion and Analysis" section, together with the strong progress we achieved in 2013, we have a compensation program deserving of stockholder support. In accordance with Section 14A of the Securities Exchange Act of 1934, as amended, which we refer to as the Exchange Act, we are asking stockholders to indicate their support for our NEO compensation by voting FOR the following advisory resolution:

"RESOLVED, that the stockholders of Sonus Networks, Inc. (the "Company") approve, on an advisory basis, the compensation paid to the Company's named executive officers as disclosed pursuant to the compensation disclosure rules of the U.S. Securities and Exchange Commission, including the "Compensation Discussion and Analysis" section and the accompanying compensation tables and the related narratives in the Proxy Statement for the Company's 2014 annual meeting of stockholders."

This vote is not intended to address any specific element of compensation, but rather the overall compensation paid to the NEOs. Even though the outcome of this advisory vote on the compensation of our NEOs is non-binding, the Compensation Committee and the Board of Directors will review and consider the outcome of this vote, among other factors, when making future compensation decisions for our NEOs.

#### **Board of Directors' Recommendation**

**The Board of Directors unanimously recommends a vote "FOR" the approval, on a non-binding advisory basis, of the compensation paid to our NEOs, as disclosed in the "Compensation Discussion and Analysis" section and the accompanying compensation tables and related narratives in this Proxy Statement.**

## CORPORATE GOVERNANCE AND BOARD MATTERS

### Code of Ethics

Our Board has adopted a written Code of Conduct, which qualifies as a “code of ethics” as defined by the regulations promulgated under the Securities Act of 1933, as amended, and the Exchange Act. The Code of Conduct is intended to provide guidance on the conduct expected of Sonus’ employees, officers and directors in the interests of preserving Sonus’ reputation for integrity, accountability and fair dealing. To ensure that our business is conducted in a consistently legal and ethical manner, all of our directors, officers and employees must act in accordance with our Code of Conduct.

We intend to disclose any amendment to or waiver of a provision of the Code of Conduct that applies to our principal executive officer, principal financial officer, principal accounting officer or controller, or persons performing similar functions, by posting such information on our website available at [www.sonusnet.com](http://www.sonusnet.com) and/or in our public filings with the SEC.

A current copy of our Code of Conduct is available on our website [www.sonusnet.com](http://www.sonusnet.com), in the section entitled *Company—Investor Relations—Corporate Governance*. A copy of the Code of Conduct may also be obtained, free of charge, from us upon a request directed to our corporate secretary at: Sonus Networks, Inc., 4 Technology Park Drive, Westford, Massachusetts 01886, Attention: Corporate Secretary.

### Oversight of Risk Management

At Sonus, we believe that innovation and leadership are impossible without taking risks. We also recognize that imprudent acceptance of risk or the failure to appropriately identify and mitigate risks could be destructive to stockholder value. The Board is responsible for assessing the Company’s approach to risk management and overseeing management’s execution of its responsibilities for identifying and managing risk. The Board exercises its responsibilities through discussions in Board meetings and also through its committees, each of which examines various components of enterprise risk as part of their responsibilities. Generally, strategic risks and the risks related to management delegation are overseen and evaluated by the full Board; financial and internal control risks are overseen and evaluated by the Audit Committee; risks relating to our compensation policies are overseen and evaluated by the Compensation Committee; and risks related to governance are overseen and evaluated by the Nominating and Corporate Governance Committee. Each committee assesses identified risks and informs the Board about the risks as needed. Management also regularly reports on each such risk to the relevant committee or the Board. Additional review or reporting on risks is conducted as needed or as requested by the Board or one of its committees.

In addition, an overall review of risk is inherent in the Board’s consideration of our long-term strategies and in the transactions and other matters presented to the Board, including capital expenditures, acquisitions and divestitures, and financial matters. The Board’s role in risk oversight of the Company is consistent with our leadership structure. The President and Chief Executive Officer and other members of senior management have responsibility for assessing and managing our risk exposure. The Board and, if applicable, its committees provide oversight in connection with those efforts.

### Director Independence

Under the NASDAQ Stock Market Marketplace Rules, a director will only qualify as an “independent director” if, in the opinion of our Board, that person does not have a relationship that would interfere with the exercise of independent judgment in carrying out the responsibilities of a director. SEC rules also impose, through the NASDAQ Stock Market Marketplace Rules, special independence requirements for members of the Audit Committee. In addition, beginning on the date of our 2014 annual meeting of stockholders, members of our Compensation Committee will also be

required to satisfy heightened independence requirements contained in the NASDAQ Stock Market Marketplace Rules as well as Rule 10C-1 under the Exchange Act. When determining the independence of members of our Compensation Committee, our Board will be required to consider all factors specifically relevant to determining whether a director has a relationship with us that is material to that director's ability to be independent from management in connection with the duties of a Compensation Committee member, including, but not limited to: (1) the source of compensation of that director, including any consulting, advisory or other compensatory fee paid by us to that director; and (2) whether that director is affiliated with our Company, a subsidiary of our Company or an affiliate of a subsidiary of our Company.

During its annual review of director independence, the Board considers all information it deems relevant, including without limitation, any transactions and relationships between each director or any member of his immediate family and the Company and its subsidiaries and affiliates.

Our Board has determined that each of James K. Brewington, Matthew W. Bross, John P. Cunningham, Beatriz V. Infante, Howard E. Janzen, Richard J. Lynch, Pamela D.A. Reeve, John A. Schofield, Scott E. Schubert and H. Brian Thompson does not have a relationship that would interfere with the exercise of independent judgment in carrying out the responsibilities of a director and that each of these directors is an "independent director" as defined under Rule 5605(a)(2) of the NASDAQ Stock Market Marketplace Rules. The special independence requirements for Audit Committee members are discussed below under "*Board Committees—Audit Committee.*"

### **Meeting Attendance**

Our Board recognizes the importance of director attendance at Board and committee meetings. Our Board held six meetings during 2013, four of which were regular meetings and two of which were special meetings. Each of the directors attended at least 75% of the aggregate of the total number of meetings of the Board and the total number of meetings of all committees of the Board on which they served during 2013. While we do not have a policy regarding the attendance of directors at our annual meetings of stockholders, 100% of the directors who served on our Board at the time attended the 2013 annual meeting of stockholders.

### **Board Committees**

Our Board has three standing committees: the Audit Committee, the Compensation Committee and the Nominating and Corporate Governance Committee, and two ad-hoc committees: the Corporate Development and Investment Committee and the Technology Strategy and Oversight Committee. With the exception of the Corporate Development and Investment Committee, each of these committees is composed entirely of independent directors as defined under applicable rules.

#### *Audit Committee*

Our Board has established an Audit Committee consisting of four members: Messrs. Schubert (Chairman), Cunningham, Janzen and Schofield. Each of the members of the Audit Committee is an "independent director" as defined under the NASDAQ Stock Market Marketplace Rules and the additional independence requirements for members of audit committees imposed by Rule 10A-3 under the Exchange Act. Our Board has determined that Mr. Schubert is an "audit committee financial expert" as defined in Item 407(d)(5) of Regulation S-K. Stockholders should understand that this designation is a disclosure requirement of the SEC related to Mr. Schubert's experience and understanding with respect to certain accounting and auditing matters. The designation does not impose upon Mr. Schubert any duties, obligations or liability that are greater than are generally imposed on him as a member of the Audit Committee and the Board, and his designation as an audit committee financial expert pursuant to this SEC requirement does not affect the duties, obligations or

liability of any other member of the Audit Committee or the Board. The Audit Committee held nine meetings during 2013.

As described more fully in its charter, the Audit Committee responsibilities include, among other things:

- appointing, evaluating, compensating, overseeing the work of and, if appropriate, terminating the appointment of the independent auditor;
- overseeing the Company's financial reporting, including reviewing and discussing with management, the independent auditor and a member of the internal audit function, prior to public release, the Company's annual and quarterly financial statements to be filed with the SEC;
- overseeing management's design and maintenance of the Company's internal control over financial reporting and disclosure controls and procedures; and
- reviewing and discussing with management and the independent auditor the Company's financial risk exposures and assessing the policies and procedures management has implemented to monitor and control such exposures.

The Audit Committee operates pursuant to a written charter adopted by the Board that reflects standards and requirements adopted by the SEC and the NASDAQ Stock Market, a current copy of which is available at [www.sonusnet.com](http://www.sonusnet.com), in the section entitled *Company—Investor Relations—Corporate Governance*.

#### *Compensation Committee*

The Compensation Committee consists of four members: Mr. Schofield (Chairman), Ms. Infante, Ms. Reeve and Mr. Thompson. Each of the members of the Compensation Committee is an "independent director" as defined under the applicable NASDAQ Stock Market Marketplace Rules. The Compensation Committee held eight meetings during 2013.

As described more fully in its charter, the Compensation Committee responsibilities include, among other things:

- reviewing and approving the Company's compensation plans, practices and policies for directors and executive officers, including a review of any risks arising from compensation practices and policies for employees that are reasonably likely to have a material adverse effect on the Company;
- reviewing the Company's succession plans for executive officers, where requested to do so by the Board;
- making recommendations to the Board regarding the establishment and terms of any incentive compensation or equity-based plans and monitoring their administration; and
- before selecting or receiving advice from a compensation advisor (other than in-house legal counsel), considering various factors, including the provision of other services to the Company by the firm employing the compensation advisor; the amount of fees received from the Company by the person that employs the compensation advisor as a percentage of the total revenue of the person that employs the compensation advisor; the policies or procedures of the person employing the compensation advisor that are designed to prevent conflicts of interest; any business or personal relationship of the compensation advisor with a member of the Compensation Committee; any stock of the Company owned by the compensation advisor; and any business or personal relationship of the compensation advisor or the person employing the compensation advisor with an executive officer of the Company.

The Compensation Committee operates pursuant to a written charter adopted by the Board that reflects standards and requirements adopted by the NASDAQ Stock Market, a current copy of which is available at [www.sonusnet.com](http://www.sonusnet.com), in the section entitled *Company—Investor Relations—Corporate Governance*.

#### *Nominating and Corporate Governance Committee*

The Nominating and Corporate Governance Committee consists of four members: Messrs. Thompson (Chairman), Brewington and Janzen and Ms. Reeve. Each of the members of the Nominating and Corporate Governance Committee is an “independent director” as defined under the NASDAQ Stock Market Marketplace Rules. The Nominating and Corporate Governance Committee held five meetings during 2013.

As described more fully in its charter, the Nominating and Corporate Governance Committee responsibilities include, among other things:

- identifying, screening and reviewing individuals qualified to serve as directors, consistent with criteria approved by the Board, and recommending to the Board candidates for: (i) nomination for election by the stockholders and (ii) any Board vacancies that are to be filled by the Board, subject to any rights regarding the selection of directors by holders of preferred shares and any other contractual or other commitments of the Company;
- developing and recommending to the Board, overseeing the implementation and effectiveness of, and recommending modifications as appropriate to, a set of corporate governance guidelines applicable to the Company;
- reviewing annually with the Board the composition of the Board as a whole and a succession plan in the event one or more directors ceases to serve for any reason; and
- identifying appropriate director development and continuing education opportunities and making recommendations to the Board as appropriate.

The Nominating and Corporate Governance Committee operates under a written charter adopted by the Board that reflects standards and requirements adopted by the NASDAQ Stock Market, a current copy of which is available at [www.sonusnet.com](http://www.sonusnet.com), in the section entitled *Company—Investor Relations—Corporate Governance*.

#### *Corporate Development and Investment Committee*

The Corporate Development and Investment Committee is an ad-hoc committee of the Board and consists of seven members: Messrs. Brewington, Bross, Cunningham, Dolan, Lynch and Schubert and Ms. Infante. Each of the members of the committee other than Mr. Dolan is an “independent director” as defined under the NASDAQ Stock Market Marketplace Rules. The Corporate Development and Investment Committee held four meetings during 2013.

Among other things, the purposes of the Corporate Development and Investment Committee include providing advice to the Board with respect to: the Company’s minority investments; the issuance of debt securities of the Company; stock repurchase programs that may be adopted by the Board; potential acquisitions, merger transactions, joint ventures and other investment transactions; uses of the Company’s cash and short-term investments; and tax planning. The Corporate Development and Investment Committee also performs any other activities or responsibilities from time to time assigned to it by the Board. The Corporate Development and Investment Committee, however, does not have any authority to act on behalf of or bind the Company unless the Board delegates such authority to the Corporate Development and Investment Committee.

The Corporate Development and Investment Committee operates pursuant to a written charter adopted by the Board, a current copy of which is available at [www.sonusnet.com](http://www.sonusnet.com), in the section entitled *Company—Investor Relations—Corporate Governance*.

#### *Technology Strategy and Oversight Committee*

The Technology Strategy and Oversight Committee is an ad-hoc committee of the Board and consists of three members: Messrs. Brewington (Chairman), Bross and Lynch. Each of these members is an “independent” director as defined under the NASDAQ Stock Market Marketplace Rules. The Technology Strategy and Oversight Committee was established in February 2014 and therefore did not hold any meetings during 2013.

Among other things, the purposes of the Technology Strategy and Oversight Committee include providing advice to the Board with respect to: the development and implementation of major strategies relating to the Company’s approach to technical and commercial innovation and the process of innovation and technology acquisition to assure ongoing business growth; the evaluation of the implications of new technologies on the Company’s competitive position; the research, development and implementation of improvements to the Company’s existing technologies; the assessment of the strength and competitiveness of the Company’s engineering processes and disciplines; and the assessment of the Company’s engineering leadership strategy and the review of critical technologists’ development and talent planning processes. The Technology Strategy and Oversight Committee also performs any other activities or responsibilities from time to time assigned to it by the Board. The Technology Strategy and Oversight Committee, however, does not have any authority to act on behalf of or bind the Company unless the Board delegates such authority to the Technology Strategy and Oversight Committee.

The Technology Strategy and Oversight Committee operates pursuant to a written charter adopted by the Board, a current copy of which is available at [www.sonusnet.com](http://www.sonusnet.com), in the section entitled *Company—Investor Relations—Corporate Governance*.

#### **Compensation Committee Interlocks and Insider Participation**

During 2013, the members of the Compensation Committee were Mr. Schofield (Chairman), Ms. Infante, Ms. Reeve and Mr. Thompson, with Ms. Reeve being appointed to the Compensation Committee in September 2013. No interlocking relationship exists between any member of our Board or our Compensation Committee and any member of our Board or Compensation Committee of any other company, and none of these interlocking relationships have existed in the past.

#### **Director Nomination Process**

The Nominating and Corporate Governance Committee encourages the selection of directors who will contribute to our overall corporate goals of responsibility to our stockholders, customers and employees. The Nominating and Corporate Governance Committee reviews from time to time the appropriate skills and characteristics required of individual directors to contribute to our success in today’s business environment. The process followed by the Nominating and Corporate Governance Committee to identify and evaluate director candidates includes requests to our Board members and others for recommendations, meetings from time to time to evaluate biographical information and background material relating to potential candidates and interviews of selected candidates by members of the Nominating and Corporate Governance Committee and our Board.

In considering whether to recommend any particular candidate for inclusion in our Board’s slate of recommended director nominees, the Nominating and Corporate Governance Committee applies the criteria generally set forth in the Nominating and Corporate Governance Committee Charter. There are no specific minimum qualifications for a recommended nominee to our Board; however, the

Nominating and Corporate Governance Committee considers, among other skills and criteria, the following criteria for nomination as a director: demonstrated business knowledge and experience and an ability to exercise sound judgment in matters that relate to our current and long-term objectives; commitment to understanding us and our industry and to regularly attend and participate in meetings of our Board and its committees; a reputation for integrity, honesty and adherence to high ethical standards; the ability and experience to understand the sometimes conflicting interests of our various constituencies and to act in the interests of all stockholders; and the absence of any conflict of interest that would impair the nominee's ability to represent the interest of all our stockholders and to fulfill the responsibilities of being a director. The Nominating and Corporate Governance Committee does not assign specific weights to particular criteria and no particular criterion is a prerequisite for each prospective nominee. Our Board believes that the backgrounds and qualifications of its directors, considered as a group, should provide a composite mix of experience, knowledge and abilities that will allow our Board to fulfill its responsibilities. In identifying potential director candidates, the Nominating and Corporate Governance Committee and the Board also focus on ensuring that the Board reflects a diversity of experiences, gender, ethnicity, backgrounds and skills. The Nominating and Corporate Governance Committee has the authority to engage independent advisors to assist in the process of identifying and evaluating director candidates, but has not engaged any such advisors to date.

On September 4, 2013, we announced that Pamela D.A. Reeve had been appointed to our Board, expanding our Board from eight to nine directors. On February 18, 2014, we announced that Matthew W. Bross and Richard J. Lynch had been appointed to our Board, expanding our Board from nine to eleven directors. At the 2014 annual meeting of stockholders, stockholders will be asked to consider the election of Ms. Reeve, Mr. Bross and Mr. Lynch, who have not been previously nominated to stockholders for election to our Board. Ms. Reeve was recommended for election by Mr. Dolan, Mr. Bross was recommended for election by Mr. Janzen, and Mr. Lynch was recommended for election by Mr. Brewington and Mr. Dolan.

Stockholders may recommend individuals to the Nominating and Corporate Governance Committee for consideration as potential director candidates. All director candidates will be evaluated based on the criteria identified above, regardless of the identity of the individual or entity or person who proposed the director candidate. A stockholder who wishes to propose a candidate may provide the candidate's name and a detailed background of the candidate's qualifications to the Nominating and Corporate Governance Committee, c/o Corporate Secretary, Sonus Networks, Inc., 4 Technology Park Drive, Westford, MA 01886. Stockholders may also directly nominate director candidates, without any action or recommendation on the part of the Nominating and Corporate Governance Committee or our Board, by following the procedures set forth under "*Stockholder Proposals For Presentation At 2015 Annual Meeting.*"

### **Board Leadership Structure**

The Company's by-laws delegate to the Board the right to exercise its discretion to either separate or combine the offices of Chairman of the Board and CEO. The Board evaluates its leadership structure and role in risk oversight on an ongoing basis. The decision to combine or separate the Chairman and CEO roles is determined on the basis of what the Board considers to be best for the Company at any given point in time. The current Board leadership structure separates the roles of Chairman and CEO. The independent Chairman meets regularly with the CEO to discuss appropriate business to come before the Board and its committees and actively recommends agenda items for Board meetings.



The Board believes that this separation of roles and the current Board leadership structure is most appropriate for the Company at this time because it believes that the leadership structure offers the following benefits:

- Increasing the independent oversight of Sonus and enhancing our Board's objective evaluation of our CEO;
- Liberating the CEO to focus on company operations instead of Board administration;
- Providing the CEO with an experienced sounding board;
- Providing greater opportunities for communication between stockholders and our Board;
- Enhancing the independent and objective assessment of risk by our Board; and
- Providing an independent spokesperson for our Company.

The duties of the independent Chairman of the Board, among others, are to:

- convene and preside over Board meetings; convene and preside over executive sessions or other meetings of the independent directors;
- consult with the CEO as to agenda items and appropriate materials for Board and committee meetings;
- coordinate with committee chairs in the development and recommendations relative to Board and committee meeting content and schedules; and
- provide the CEO's annual performance evaluation communicating the feedback from the Compensation Committee and the Board.

### **Executive Sessions of the Board**

The Company's Board is structured to promote independence. All but one member of the Board are independent directors. Under our Corporate Governance Guidelines, our independent directors are required to meet regularly in executive session without management to review the performance of management and our Company and any related matters. Generally, executive sessions are held in conjunction with regularly scheduled meetings of the Board. We expect the Board to have a least four executive sessions each year.

The Board's leadership is designed so that independent directors exercise oversight of the Company's management and key issues related to strategy and risk. Only independent directors serve on the Audit Committee, the Compensation Committee, the Nominating and Corporate Governance Committee and the Technology Strategy and Oversight Committee, and all standing Board committees are chaired by independent directors. The Board of Directors believes its leadership structure provides for appropriate independence between the Board and management.

### **Additional Governance Matters**

#### *Public Availability of Corporate Governance Documents*

For more corporate governance information, you are invited to access our key corporate governance documents, including our Corporate Governance Guidelines, Code of Conduct and the charters of our Audit Committee, Compensation Committee, Nominating and Corporate Governance Committee, Corporate Development and Investment Committee, and Technology Strategy and Oversight Committee on our corporate website at [www.sonus.net](http://www.sonus.net) or in print if you request them from our corporate secretary. The references in this Proxy Statement to our corporate website are not intended to, and do not, incorporate by reference into this Proxy Statement any materials contained on such website.

*Stockholder Communications with the Board of Directors*

Stockholders may communicate with our Board by writing, calling or e-mailing our Investor Relations Department at Sonus Networks, Inc., 4 Technology Park Drive, Westford, MA 01886, Attention: Investor Relations, (978) 614-8440, *ir@sonusnet.com*. Our Investor Relations Department will review all such communications and will forward to the Chairman of the Audit Committee all communications that raise an issue appropriate for consideration by our Board.

**DIRECTOR COMPENSATION**

**Director Cash Compensation**

Our President and Chief Executive Officer, the one member of our Board who is an employee and officer of Sonus, receives no compensation for his service as a director. Our non-employee directors receive cash compensation as follows:

<u>Description of Board and Committee Service</u>	<u>Board Member Annual Fee</u>
Board . . . . .	\$30,000
Audit Committee(1) . . . . .	\$10,000
Compensation Committee(1) . . . . .	\$ 7,500
Nominating and Corporate Governance Committee(1) . . . . .	\$ 5,000
Corporate Development and Investment Committee(1) . . . . .	\$ 5,000
Technology Strategy and Oversight Committee(1)(2) . . . . .	\$ 5,000
Non-Executive Chairman of the Board(3) . . . . .	\$20,000
Audit Committee Chair(4) . . . . .	\$20,000
Compensation Committee Chair(4) . . . . .	\$15,000
Nominating and Corporate Governance Committee Chair(4) . . . . .	\$10,000
Technology Strategy and Oversight Committee Chair(2)(4) . . . . .	\$10,000

- (1) Compensation for service as a committee member is in addition to compensation paid for Board service.
- (2) The Technology Strategy and Oversight Committee was established by the Board in February 2014. Therefore, no fees were paid to any non-employee director for serving on this committee in fiscal 2013.
- (3) Compensation for service as the Non-Executive Chairman is in addition to compensation paid for Board service.
- (4) Compensation for service as a committee chair includes all compensation for service on such committee.

Directors also are eligible to be reimbursed for reasonable out-of pocket expenses incurred in connection with attendance at our Board or committee meetings.

## Director Equity Compensation

For 2013, non-employee directors were also entitled to equity compensation as follows:

Type of Grant	Cash Value of Shares of Common Stock Underlying Options	Cash Value of Shares of Restricted Stock
Initial Grant . . . . .	\$100,000(1)	\$100,000(2)
Grant for continuing non-employee directors in first half of 2013(3) . . . . .	\$ 20,000(4)	\$ 20,000(5)
Grant for continuing non-employee directors in second half of 2013(3)(6) . . . . .	\$ 25,000(7)	\$ 25,000(8)

- (1) The number of shares subject to options to purchase common stock granted to each newly appointed non-employee director under the Company’s 2007 Stock Incentive Plan, as amended (the “2007 Plan”), was calculated by dividing \$100,000 by the grant date fair value of an option to purchase one share of common stock. The per share exercise price was the per share closing price of the Company’s common stock on the grant date. In September 2013, Pamela D.A. Reeve was granted an option to purchase 58,228 shares of our common stock at an exercise price of \$3.61 per share using this methodology. Subject to Ms. Reeve’s continued service through the vesting date, the option will vest in full and become immediately exercisable immediately prior to the Company’s 2014 annual meeting of stockholders.
- (2) The number of shares of restricted stock granted to each newly appointed non-employee director under the 2007 Plan was calculated by dividing \$100,000 by the per share closing price of the Company’s common stock on the grant date. In September 2013, Pamela D.A. Reeve was granted 27,701 shares of restricted stock using this methodology. Subject to Ms. Reeve’s continued service through the vesting date, each share of restricted stock will vest immediately prior to the Company’s 2014 annual meeting of stockholders.
- (3) To qualify to receive equity grants as a continuing non-employee director, a non-employee director must have been continuously serving on the Board since the Company’s last annual meeting of stockholders.
- (4) The number of shares subject to options to purchase common stock granted to each continuing non-employee director under the 2007 Plan was calculated by dividing \$20,000 by the grant date fair value of an option to purchase one share of common stock. Options granted to continuing non-employee directors in the first half of fiscal 2013 were subject to four-year vesting periods under the 2007 Plan.
- (5) The number of shares of restricted stock granted to each continuing non-employee director under the 2007 Plan was calculated by dividing \$20,000 by the per share closing price of the Company’s common stock on the grant date. Grants of restricted stock to continuing non-employee directors in the first half of fiscal 2013 will vest immediately prior to the Company’s 2014 annual meeting of stockholders.
- (6) In June 2013, the Board revised its compensation structure. Therefore, the compensation paid to continuing non-employee directors for the second half of fiscal 2013 was modified to increase the cash value for grants of restricted stock from \$40,000 to \$50,000 per year and increase the cash value for stock option grants from \$40,000 to \$50,000 per year. The cash value was prorated for each director for the remainder of the year (i.e., the cash value for the second half of 2013 increased from \$20,000 to \$25,000). The Board also shortened the vesting periods of the option grants from four years to approximately one

year with the annual equity grants to continuing non-employee directors vesting on the earlier of one year from the date of grant or immediately prior to the Company's 2014 annual meeting of stockholders.

- (7) The number of shares subject to options to purchase common stock granted to each continuing non-employee director under the 2007 Plan was calculated by dividing \$25,000 by the grant date fair value of an option to purchase one share of common stock. In fiscal 2013, each non-employee director who served as a director for the full fiscal year was granted options to purchase 30,933 shares of our common stock using this methodology. Each option will vest in full and become exercisable immediately prior to the Company's 2014 annual meeting of stockholders.
- (8) The number of shares of restricted stock granted to each continuing non-employee director under the 2007 Plan was calculated by dividing \$25,000 by the closing price of the Company's common stock on the date of grant. In fiscal 2013, each non-employee director who served as a director for the full fiscal year was granted 15,152 restricted shares of our common stock using this methodology. These grants of restricted stock will vest immediately prior to the Company's 2014 annual meeting of stockholders.

### Total Director Compensation for 2013

The following table contains information on compensation earned by each non-employee member of our Board during 2013:

#### 2013 Director Compensation

	Fees Earned or Paid in Cash \$(1)	Stock Awards \$(2)	Option Awards \$(3)	Total (\$)
James K. Brewington . . . . .	\$40,000	\$ 45,000	\$ 45,000	\$130,000
John P. Cunningham . . . . .	\$45,000	\$ 45,000	\$ 45,000	\$135,000
Beatriz V. Infante . . . . .	\$42,500	\$ 45,000	\$ 45,000	\$132,500
Howard E. Janzen . . . . .	\$65,000	\$ 45,000	\$ 45,000	\$155,000
Pamela D.A. Reeve(4) . . . . .	\$14,167	\$100,000	\$100,000	\$214,167
John A. Schofield . . . . .	\$55,000	\$ 45,000	\$ 45,000	\$145,000
Scott E. Schubert . . . . .	\$55,000	\$ 45,000	\$ 45,000	\$145,000
H. Brian Thompson . . . . .	\$47,500	\$ 45,000	\$ 45,000	\$137,500

(1) As part of a Company's non-employee director stock-for-cash election program, Ms. Infante and each of Messrs. Brewington, Cunningham and Janzen elected to receive the full amount of their compensation in the form of shares of the Company's common stock ("2013 Full Director Shares") in lieu of annual retainer fees. Mr. Thompson elected to receive half of his cash compensation in the form of shares of the Company's common stock ("2013 Part Director Shares" and collectively with the 2013 Full Director Shares, the "2013 Director Shares") in lieu of annual retainer fees. Half of the 2013 Director Shares were granted on February 15, 2013, while the remainder was granted on June 17, 2013. The number of 2013 Director Shares granted to each director was equal to the applicable amount of cash compensation foregone by such director divided by the closing price of the Company's common stock on the applicable grant date. The 2013 Director Shares were fully vested as of the respective grant dates.

Messrs. Bross and Lynch were not included on this table because they joined the Board in February 2014 and accordingly received no compensation for service in 2013.

- (2) The amounts in this column do not reflect compensation actually received by the director. Instead the amounts reflect the grant date fair value of 2013 awards of restricted stock, as calculated in accordance with Accounting Standards Codification 718, *Compensation—Stock-Based Compensation*, or ASC 718. The grant date fair values of restricted stock awards granted to our directors are equal to the closing price of our common stock on the date of grant.
- (3) The amounts in this column do not reflect compensation actually received by the director. Instead, the amounts reflect the grant date fair value of 2013 option awards, as calculated in accordance with ASC 718. The grant date fair values of options to purchase common stock granted to our non-employee directors in 2013 were estimated using the Black-Scholes valuation model. For a discussion of the assumptions used in the Black-Scholes calculation of the grant date fair values of options granted in 2013, please see Note 16 to our audited consolidated financial statements included in our Annual Report on Form 10-K for the year ended December 31, 2013.
- (4) On September 4, 2013, the Company announced that Pamela D.A. Reeve had been appointed to our Board of Directors, expanding our Board from eight to nine directors. Ms. Reeve’s annual retainer was pro-rated for the period during which she served on the Board in 2013.

At December 31, 2013, our non-employee directors held options to purchase the following aggregate numbers of shares: Mr. Brewington, 154,137, of which options for 123,204 shares have exercise prices below \$3.15 (the closing price of our common stock on December 31, 2013); Mr. Cunningham, 214,137, of which options for 73,204 shares have exercise prices below \$3.15; Ms. Infante, 154,137, of which options for 123,204 shares have exercise prices below \$3.15; Mr. Janzen, 194,137, of which options for 73,204 shares have exercise prices below \$3.15; Ms. Reeve, options for 58,228 shares, none of which have exercise prices below \$3.15; Mr. Schofield, 141,637, of which options for 110,704 shares have exercise prices below \$3.15; Mr. Schubert, 154,137, of which options for 123,204 shares have exercise prices below \$3.15; and Mr. Thompson, 179,137, of which options for 73,204 shares have exercise prices below \$3.15.

At December 31, 2013, each of our non-employee directors held 15,152 unvested shares of our common stock with the exception of Ms. Reeve, who held 27,701 unvested shares of our common stock.

#### **EXECUTIVE OFFICERS OF THE REGISTRANT**

The executive officers of the Company as of the date hereof are listed below.

<u>Name</u>	<u>Age</u>	<u>Position</u>
Raymond P. Dolan . . . . .	56	President and Chief Executive Officer
Mark T. Greenquist(1) . . . . .	55	Chief Financial Officer and Treasurer
Todd A. Abbott . . . . .	54	Executive Vice President, Strategy and Go-to-Market
Anthony Scarfo . . . . .	53	Executive Vice President, Technology and Business Development
Jeffrey M. Snider . . . . .	50	Senior Vice President, Chief Administrative Officer, General Counsel and Secretary
Peter Polizzi . . . . .	43	Vice President and General Manager, Global Services

- (1) Mr. Greenquist succeeded Maurice L. Castonguay, who resigned effective November 2013 as our Senior Vice President, Chief Financial Officer and Treasurer.

Biographical information regarding each executive officer other than Raymond P. Dolan is set forth below. Mr. Dolan’s biographical information is set forth above under “*Proposal 1—Election of Directors.*”

**Mark T. Greenquist** has been our Chief Financial Officer since November 2013. Prior to joining the Company, he was the Chief Financial Officer at Siemens Enterprise Communications Limited (now Unity), a leading provider of enterprise communications solutions, from May 2013 to October 2013. He previously served as the President and Chief Executive Officer of Telcordia Technologies, Inc., a telecommunications research and development company, from May 2007 to August 2012 and served as its Senior Vice President and Chief Financial Officer from July 2005 to May 2007. He served as Chief Financial Officer and Senior Vice President, Finance of Symbol Technologies Inc. from February 2003 to June 2005. Prior to his tenure at Symbol Technologies, Inc., Mr. Greenquist served as Executive Vice President and Chief Financial Officer of Agere Systems Inc. from January 2001 to February 2003. Prior to joining Agere Systems Inc., Mr. Greenquist served as Vice President of Finance and Chief Financial Officer of General Motors Europe from January 1999 to January 2001. From October 1998 to January 1999, he served as Vice President and Corporate Treasurer of Delta Air Lines Inc. Prior to joining Delta Air Lines Inc., Mr. Greenquist was at General Motors (now Motors Liquidation Company) from 1986 to 1998, where he held a variety of positions, including Assistant Treasurer of General Motors, Chief Financial Officer and Managing Director of General Motors Poland, and Corporate Treasurer and Manager of Commercial Finance of Saab Automobile AB. Mr. Greenquist earned a Bachelor of Arts degree in Economics from Dartmouth College and a Master's in Business Administration degree with concentration in Finance from Columbia University Graduate School of Business.

**Todd A. Abbott** has been our Executive Vice President, Strategy and Go-to-Market since September 2012. He was previously our Senior Vice President, Worldwide Sales and Marketing from May 2011 to September 2012, and is responsible for overseeing the strategic planning, portfolio management, marketing, channel enablement and sales functions at the Company. Prior to joining Sonus, Mr. Abbott served as Senior Vice President of Sales and Marketing at Avaya Inc., an enterprise communications systems company, from 2008 to 2010. Previously, Mr. Abbott was Executive Vice President of Worldwide Sales, Marketing and Service at Seagate Technology LLC, a provider of hard drives and storage solutions, from 2007 to 2008, and Senior Vice President of Worldwide Sales and Marketing at Symbol Technologies, Inc., a manufacturer and supplier of mobile data capture and delivery equipment, from 2002 to 2006. He held positions of increasing responsibility at Cisco Systems, Inc., a leader in information technology, including Group Vice President of Service Providers in Europe and Vice President of South Asia, from 1994 to 2002. He also served in various sales and sales management positions at IBM Corp., a global leader in information technology and services, from 1982 to 1994. Mr. Abbott holds a Bachelor of Science degree from Northeastern University with a double major in Finance and Marketing.

**Anthony Scarfo** has been our Executive Vice President, Technology and Business Development since October 2013, and was previously our Senior Vice President, Technology Development from May 2012 to October 2013; Vice President and General Manager of Trunking, Policy and Business Development from February 2012 to May 2012; and Vice President of Business Development from September 2011 to February 2012. Mr. Scarfo is in charge of product development and global engineering. Prior to joining Sonus, Mr. Scarfo was the Vice President of Global Services Providers and System Integrators at Polycom Inc., a leader in open, standards-based unified communications and collaboration solutions for voice and video collaboration, from February 2010 to May 2011, where he was responsible for developing Polycom Inc.'s cloud strategy to deploy video and voice infrastructure for Managed and Hosted Unified Communication services. Previously, Mr. Scarfo was the Chief Strategy Officer and Head of Global Channels at ECI Telecom, which delivers communications platforms to carriers and services providers worldwide, from July 2006 to January 2010, where he led the development of a multi-faceted business strategy and developed a partner program with strategic and original equipment manufacturer partners. He also served as Vice President of Global Alliances and Partnerships at Juniper Networks, Inc., which designs, develops and sells network infrastructure products and services, from July 2002 to June 2006. Mr. Scarfo started his career at AT&T Inc., a premier communications holding company, and held leadership roles at Lucent Technologies, which designed and delivered

systems, services and software for next-generation communications networks. Mr. Scarfo holds a Bachelor of Science degree in computer information systems from Manhattan College and a Master of Business Administration degree from Seton Hall University.

*Jeffrey M. Snider* has served as our Chief Administrative Officer since September 2012 and our Senior Vice President, General Counsel and Secretary since June 2009. Prior to joining Sonus, from 2006 to 2008, Mr. Snider served in a dual legal and operating role as Executive Vice President and General Counsel of BMS, Inc., a provider of hardware, software and services to the legal industry. From 2003 to 2006, Mr. Snider was the Senior Vice President and General Counsel of Geac Computer Corporation, Ltd., a global software and services provider. Prior to Geac Computer Corporation, Ltd., Mr. Snider was Senior Vice President and General Counsel at Lycos, Inc., an industry-leading Internet conglomerate, from 1997 to 2002. Before his in-house career, Mr. Snider was a member of the Boston law firm of Hutchins & Wheeler. Mr. Snider served as a Director on the Board of the New England Legal Foundation from 2001 to 2009, and was a Trustee of the Boston Bar Foundation from 2003 to 2007. Mr. Snider received a Bachelor of Arts degree from Amherst College and a Juris Doctor from the University of Virginia School of Law.

*Peter Polizzi* has been our Vice President and General Manager of Global Services since August 2013. He was previously our Senior Director of Strategy and Go-to-Market from November 2011 to August 2013, and is responsible for managing our Services strategy and operations at the Company. Prior to joining Sonus, Mr. Polizzi served as Vice President of Channel Technical Operations at Avaya Inc., an enterprise communications systems company, from 2009 to 2011. Previously, from 2003 to 2009, Mr. Polizzi was a Senior Director at Symbol Technologies, Inc., a manufacturer and supplier of data capture and delivery equipment, and a General Manager at Motorola Solutions Inc.'s Advanced Services business after its acquisition of Symbol Technologies, Inc. Mr. Polizzi holds a Bachelor of Science degree in Mathematics from both the Università di Palermo in Italy and Columbia University.

#### **BENEFICIAL OWNERSHIP OF OUR COMMON STOCK**

The following table sets forth information regarding beneficial ownership of our common stock as of March 31, 2014 by:

- each person who beneficially owns, to the best of our knowledge, more than 5% of the outstanding shares of our common stock;
- each of our Chief Executive Officer, our Chief Financial Officer, our other three most highly compensated executive officers serving as executive officers at December 31, 2013, and our former Chief Financial Officer;
- each of our directors; and
- all of our current executive officers and directors as a group.

Beneficial ownership is determined in accordance with the rules of the SEC, and includes voting or investment power with respect to shares. In computing the number of shares beneficially owned by each person named in the following table and the percentage ownership of that person, shares of common stock that are subject to stock options held by that person that are currently exercisable or exercisable within 60 days of March 31, 2014 are deemed owned by that person and are also deemed outstanding. These shares are not, however, deemed outstanding for purposes of computing the percentage ownership of any other person.

Unless otherwise indicated below, to our knowledge, all persons named in the table have sole voting and investment power with respect to their shares of common stock, except to the extent authority is shared by spouses under applicable law. The percentage of common stock outstanding as of

March 31, 2014 is based upon 249,664,674 shares of common stock outstanding on that date plus shares subject to options to the extent noted above.

<u>Name and Address of Beneficial Owner</u>	<u>Number of Shares Beneficially Owned</u>	<u>Percentage of Common Stock Outstanding</u>
<b>Named Executive Officers:</b>		
Raymond P. Dolan(1) . . . . .	3,444,299	1.38%
Mark T. Greenquist(2) . . . . .	250,000	*
Todd A. Abbott(3) . . . . .	1,115,015	*
Anthony Scarfo(4) . . . . .	706,574	*
Jeffrey M. Snider(5) . . . . .	658,555	*
Maurice L. Castonguay(6) . . . . .	52,280	*
<b>Non-Employee Directors:</b>		
James K. Brewington(7) . . . . .	197,878	*
Matthew W. Bross(8) . . . . .	42,426	*
John P. Cunningham(9) . . . . .	258,148	*
Beatriz V. Infante(10) . . . . .	196,497	*
Howard E. Janzen(11) . . . . .	268,347	*
Richard J. Lynch(12) . . . . .	42,426	*
Pamela D.A. Reeve(13) . . . . .	88,082	*
John A. Schofield(14) . . . . .	155,945	*
Scott E. Schubert(15) . . . . .	173,445	*
H. Brian Thompson(16) . . . . .	239,122	*
All current executive officers and directors as a group (16 persons)(17) .	7,892,489	3.16%
<b>5% Owners:</b>		
Empire Capital—1 Gorham Island, Suite 201, Westport, CT 06880(18)	26,475,000	10.60%
Senate Limited (Trustee)—P.O. Box 506625, Dubai, United Arab Emirates(19) . . . . .	18,462,130	7.39%
The Vanguard Group—100 Vanguard Blvd., Malvern, PA 19355(20) .	16,304,018	6.53%
BlackRock Inc.—40 East 52 <sup>nd</sup> Street, New York, NY 10022(21) . . . . .	13,041,579	5.22%

\* Less than 1% of the outstanding shares of common stock

- (1) Includes 1,365,625 shares subject to outstanding options that are exercisable as of May 30, 2014 and 516,423 shares of restricted stock and performance-based restricted stock subject to vesting.
- (2) Mr. Greenquist was appointed the Chief Financial Officer of the Company effective November 1, 2013, and therefore has no shares subject to outstanding options that are exercisable as of May 30, 2014 and no shares of restricted stock subject to vesting.
- (3) Includes 610,417 shares subject to outstanding options that are exercisable as of May 30, 2014 and 152,084 shares of restricted stock and performance-based restricted stock subject to vesting.
- (4) Includes 332,292 shares subject to outstanding options that are exercisable as of May 30, 2014 and 181,250 shares of restricted stock and performance-based restricted stock subject to vesting.
- (5) Includes 301,441 shares subject to outstanding options that are exercisable as of May 30, 2014 and 93,750 shares of restricted stock subject to vesting.
- (6) Includes 20,532 shares subject to outstanding options that are exercisable as of May 30, 2014 and no shares of restricted stock subject to vesting.
- (7) Includes 125,515 shares subject to outstanding options that are exercisable as of May 30, 2014 and 23,161 shares of restricted stock subject to vesting.



- (8) Mr. Bross was appointed a director of the Company in February 2014 and therefore has no shares subject to outstanding options that are exercisable as of May 30, 2014 and 36,365 shares of restricted stock subject to vesting.
- (9) Includes 185,515 shares subject to outstanding options that are exercisable as of May 30, 2014 and 22,457 shares of restricted stock subject to vesting.
- (10) Includes 125,515 shares subject to outstanding options that are exercisable as of May 30, 2014 and 22,051 shares of restricted stock subject to vesting.
- (11) Includes 165,515 shares subject to outstanding options that are exercisable as of May 30, 2014 and 25,704 shares of restricted stock subject to vesting.
- (12) Mr. Lynch was appointed a director of the Company in February 2014 and therefore has no shares subject to outstanding options that are exercisable as of May 30, 2014 and 36,365 shares of restricted stock subject to vesting.
- (13) Includes 46,582 shares subject to outstanding options that are exercisable as of May 30, 2014 and 34,600 shares of restricted stock subject to vesting.
- (14) Includes 113,015 shares subject to outstanding options that are exercisable as of May 30, 2014 and 15,152 shares of restricted stock subject to vesting.
- (15) Includes 125,515 shares subject to outstanding options that are exercisable as of May 30, 2014 and 15,152 shares of restricted stock subject to vesting.
- (16) Includes 150,515 shares subject to outstanding options that are exercisable as of May 30, 2014 and 19,008 shares of restricted stock subject to vesting.
- (17) Includes 3,678,192 shares subject to outstanding options that are exercisable as of May 30, 2014, and 1,218,522 shares of restricted stock and performance-based restricted stock subject to vesting owned by our current directors and executive officers. Each of our current directors and executive officers may be reached at 4 Technology Drive, Westford, Massachusetts 01886.
- (18) According to a Schedule 13G/A No. 7 filed with the SEC on March 27, 2014, reporting the beneficial ownership of 26,475,000 shares of our common stock, each of Empire Capital Management, L.L.C. (“Empire”), Scott A. Fine, and Peter J. Richards reports shared voting and dispositive power over the 26,475,000 shares. According to the Schedule 13G/A No. 7, (i) Empire serves as the investment manager to and has investment discretion over the securities held by Empire Capital Partners, L.P.; Empire Capital Partners, Ltd.; Empire Capital Partners Enhanced Master Fund, Ltd.; Charter Oak Partners, L.P. and Charter Oak Partners II L.P.; and (ii) Mr. Fine and Mr. Richards are the only managing members of Empire.
- (19) According to a Schedule 13D/A No. 14 filed with the SEC on March 25, 2014, reporting the beneficial ownership of 18,462,130 shares of our common stock, each of Galahad Securities Limited, Legatum Capital Limited, Legatum Global Holdings Limited, and Senate Limited (acting on behalf of a trust formed under the laws of The Cayman Islands as of July 1, 1996) reports sole voting power and sole dispositive power of the 18,462,130 shares.
- (20) According to a Schedule 13G filed with the SEC on February 11, 2014, reporting the beneficial ownership of 16,304,018 shares of our common stock, The Vanguard Group, Inc. reported that it had sole dispositive power with respect to 15,941,919 shares of common stock, shared dispositive power over 362,099 shares of common stock, sole voting power with respect to 376,099 shares, and shared voting power with respect to none of the shares. Vanguard Fiduciary Trust Company, a wholly owned subsidiary of The Vanguard Group, Inc., is the beneficial owner with respect to 362,099 of the shares mentioned above as a result of its serving as investment manager of collective trust accounts and Vanguard Investments Australia, Ltd., a wholly owned subsidiary of The Vanguard Group, Inc., is the beneficial owner with respect to 14,000 of the shares mentioned above as a result of its serving as investment manager of Australian investment offerings.

- (21) According to a Schedule 13G/A No. 1 filed with the SEC on March 7, 2014, reporting the beneficial ownership of 13,041,579 shares of our common stock, BlackRock Inc. reported that it had sole voting power with respect to 12,413,252 shares, sole dispositive power with respect to 13,041,579 shares, and shared voting and dispositive powers with respect to none of the shares.

#### **SECTION 16(a) BENEFICIAL OWNERSHIP REPORTING COMPLIANCE**

Section 16(a) of the Exchange Act requires our executive officers, directors and persons who beneficially own more than 10% of our common stock to file reports of initial ownership and subsequent changes in that ownership with the SEC. Based solely on a review of the copies of reports furnished to us and the written representations of our directors and executive officers, we believe that during the year ended December 31, 2013, our directors, executive officers and greater than 10% stockholders complied with all Section 16(a) filing requirements, except that Anthony Scarfo made one late Form 4 filing with respect to one transaction (a Form 4 was required to be filed in connection with the sale of stock in connection with the payment of a tax liability due to the vesting of certain shares of the Company's restricted stock).

#### **TRANSACTIONS WITH RELATED PERSONS**

Our Board has adopted a written related party transaction policy, which sets forth our policies and procedures for the review, approval or ratification of any transaction required to be reported in our filings with the SEC. Our policy with regard to related party transactions is that all related party transactions are to be reviewed by our general counsel, who, in consultation with our CEO, will determine whether the contemplated transaction or arrangement requires the approval or ratification of the Audit Committee, the Compensation Committee (in the case of compensation of executive officers), both or neither.

Other than the compensation arrangements described elsewhere in this Proxy Statement, since January 1, 2013, there has not been, and there is not currently proposed, any transaction or series of similar transactions (i) to which we were or will be a participant, (ii) in which the amount involved exceeded or will exceed \$120,000 (or, where the amount is less than \$120,000, that was not entered into in the ordinary course of business on an arms-length basis), and (iii) in which any director, executive officer or a holder of five percent or more of any class of our capital stock or any member of their immediate family had or will have a direct or indirect material interest.

#### **COMPENSATION COMMITTEE REPORT**

*The information contained in this report shall not be deemed to be "soliciting material" or "filed" or incorporated by reference in future filings with the U.S. Securities and Exchange Commission, or subject to the liabilities of Section 18 of the Securities Exchange Act of 1934, as amended, except to the extent that we specifically request that it be treated as soliciting material or specifically incorporate it by reference into a document filed under the Securities Act of 1933, as amended, or the Securities Exchange Act of 1934, as amended.*

The Compensation Committee consists of John A. Schofield (Chairman), Beatriz V. Infante, Pamela D.A. Reeve and H. Brian Thompson. The Compensation Committee has reviewed and discussed the Compensation Discussion and Analysis required by Item 402(b) of Regulation S-K with our management. Based on this review and discussion, the Compensation Committee recommended to our Board of Directors that the Compensation Discussion and Analysis be included in this Proxy Statement.

Submitted by,  
**COMPENSATION COMMITTEE:**  
John A. Schofield (Chairman)  
Beatriz V. Infante  
Pamela D.A. Reeve  
H. Brian Thompson

## COMPENSATION DISCUSSION AND ANALYSIS

*The following discussion and analysis contains statements regarding Company performance targets and goals. These targets and goals are discussed in the limited context of our compensation programs and should not be understood to be statements of management's expectations or estimates of results or other guidance. Investors should not apply these statements to other contexts.*

### Executive Summary

#### Overview

This Compensation Discussion and Analysis, or CD&A, section explains our compensation philosophy, summarizes the material components of our compensation programs and reviews compensation decisions made by the Compensation Committee, a committee comprised exclusively of independent directors, for the six executives identified as named executive officers ("NEOs") in the Summary Compensation Table below.

#### 2013 NEOs

The NEOs for 2013 are:

- Raymond P. Dolan, President and Chief Executive Officer
- Mark T. Greenquist, Chief Financial Officer
- Todd A. Abbott, Executive Vice President of Strategy and Go-to-Market
- Anthony Scarfo, Executive Vice President of Technology and Business Development
- Jeffrey M. Snider, Senior Vice President, Chief Administrative Officer, and General Counsel
- Maurice L. Castonguay, former Senior Vice President and Chief Financial Officer

Effective November 1, 2013, Mr. Greenquist was appointed our new Chief Financial Officer. As of that same date, Mr. Castonguay stepped down as the Company's Senior Vice President and Chief Financial Officer.

#### 2013 Financial and Operating Performance of the Company

Fiscal year 2013 was a year of tremendous progress for Sonus. Highlights from the results of the Company's full year ended December 31, 2013 include the following (a reconciliation of non-GAAP to GAAP financial information and a statement on the use of non-GAAP financial measures are included as Appendix A. These non-GAAP financial measures are not in accordance with generally accepted accounting principles in the United States ("GAAP") and should not be viewed in isolation or as a substitution for reported, or GAAP, financial measures):

#### FINANCIAL PERFORMANCE

- **We increased total revenue by 9%**, to \$276.7 million.
- **We generated \$34 million in cash from operations.**
- **We grew total SBC revenue by 48%**, to \$129.9 million. SBC revenue represented 47% of our total revenue for the year and 55% of our total revenue in the fourth quarter of 2013, reflecting the rapid trend toward our growth business.

- We increased non-GAAP gross margins by 360 basis points, to 63.6%; GAAP gross margins increase was 620 basis points, to 62.3%.
- We achieved non-GAAP diluted earnings per share of \$0.02; we reduced GAAP loss per share to \$0.08.

#### **SALES PERFORMANCE**

- **We added 670 new customers**, compared with 230 the previous year.
- **Enterprise sales contributed 27%** of total product revenue in 2013.
- **Channel sales contributed 20%** of total product revenue in 2013.

#### **STRATEGIC PERFORMANCE**

- **We launched our first** full-featured, software-based SBC architected for unlimited scale.
- **We successfully integrated Network Equipment Technologies, Inc.**, an acquisition we made to expand our SBC product portfolio.
- **We announced the acquisition of Performance Technologies, Incorporated** in December 2013, and closed that transaction in February 2014.
- **We announced a \$100 million stock buyback program**, and repurchased approximately \$60 million of shares under the program through December 31, 2013.

#### **Summary of 2013 Compensation Payout Decisions**

In making its compensation decisions for 2013, the Compensation Committee considered, among other things, our financial and operational results for the year, the achievement of the compensation objectives set by the Compensation Committee, and the feedback received from our stockholders following last year's annual meeting of stockholders. Highlights of the Company's 2013 executive compensation program included the following:

- Our CEO elected to receive 100% of his salary in restricted shares of common stock that were subject to forfeiture until they vested on December 31, 2013, and our NEOs elected to receive their annual bonuses in the form of common stock in lieu of cash, further aligning them with the long-term interests of other stockholders;
- There have been no increases in base salary for our NEOs for three years except in connection with promotions; the CEO's base salary has been the same since he joined in October 2010; and
- Although the Company met or exceeded many of the metrics considered by the Compensation Committee, the Committee exercised its discretion and awarded only 90% of target bonus (pursuant to previously disclosed elections, bonuses for NEOs who agreed to receive stock instead of cash were paid out at 1.5 times the percentage of target achieved).

#### **Existing Strong Pay Practices**

In addition to the design summarized above, we believe our existing compensation practices reflect strong corporate governance policies.

- The Compensation Committee employs an independent compensation consultant who reports directly to the Compensation Committee and performs no other services for the Company.

- In addition to new hire and annual grant programs, our NEOs were given an opportunity to elect to receive equity in lieu of cash bonuses, to build and maintain a long-term equity ownership position in the Company so that their interests are further aligned with those of our stockholders.
- None of our severance agreements provide for tax gross-ups in connection with severance benefits following a change-in-control.
- We have “clawback” language in our Senior Management Cash Incentive Plan, or SMCIP, that permits the Company to recover bonuses from senior executives to ensure that no payments are made in violation of the provisions of the Dodd-Frank Wall Street Reform and Consumer Protection Act, or the Dodd-Frank Act.
- We conduct an annual risk assessment of our pay practices.
- Our insider trading policy discourages all employees, officers and directors from engaging in transactions involving hedging, monetization, margin accounts, pledges, puts, calls and other derivative securities, and requires those who wish to enter into such an arrangement to first pre-clear the proposed transaction with either the Chief Financial Officer or the General Counsel. To date, no such transaction has been requested or approved.
- Our equity plan prohibits option repricing and back-dating.
- We have not granted any perquisites to our NEOs, with the exception of paying Mr. Dolan’s share of insurance premium relating to the benefit plans generally provided to employees of the Company in accordance with Company policy because Mr. Dolan elected to accept shares of restricted stock in lieu of base salary for the period from January 1, 2013 to December 31, 2013. This amount, totaling \$5,455, is included with “All Other Compensation” for Mr. Dolan in the Summary Compensation Table.

### **2013 Say-on-Pay Results and Stockholder Input**

In response to the vote at last year’s annual meeting on the Say-on-Pay proposal (in which 49.04% of the shares present at the meeting and entitled to vote on the matter voted in favor, with 49.69% voting against and 1.27% abstaining; with 29.45% of the shares present at the meeting constituting broker non-votes that were not entitled to vote on the matter), the Compensation Committee engaged in an extensive re-examination of our executive compensation program, including contacting our largest institutional owners who voted against or abstained from voting on our 2013 Say-on-Pay proposal. The institutional investors with whom we spoke welcomed our proactive outreach and the opportunity to provide feedback. The primary reason that they gave to us for voting against or abstaining with respect to our 2013 Say-on-Pay proposal was a perceived lack of alignment between performance and pay. Several of these institutional investors indicated that they would also like to see prospective disclosure of the performance metrics used by the Compensation Committee. To address these key concerns:

- We explained the performance metrics we focused on with respect to 2012, which was an important foundational year during which we continued to reposition our business to support sustainable growth and profitability, and
- We are providing enhanced disclosure in this Proxy Statement of the prospective performance metrics that are being utilized to determine executive bonus compensation, if any is earned, for 2014.

We believe that our 2014 executive compensation program is responsive to the feedback we have received and is aligned with stockholder interests. The Compensation Committee respects all stockholder votes, both for and against our compensation program. The Compensation Committee is committed to continued engagement between stockholders and the Company to fully understand diverse viewpoints and discuss the important connections between Sonus’ compensation program, business strategy and long-term financial and operating performance.

### Overview

The Company's executive compensation programs are administered by the Compensation Committee of the Board, or the Compensation Committee. In addition to attracting and retaining high caliber executives, the components of the executive compensation program are designed to reward both annual and long-term business performance. Additionally, other factors are critical, such as the successful execution of corporate strategies and fostering and driving continuous improvement and a high performance culture.

### *Who Oversees the Company's Compensation Program*

#### *The Compensation Committee*

The Compensation Committee, which is comprised entirely of independent directors as defined by the independence standards of the NASDAQ Stock Market Marketplace Rules, is primarily responsible for overseeing the Company's executive compensation program, after considering advice from an independent compensation consultant regarding competitive market pay practices. Our Board sets the overall corporate performance objectives for each year, while the Compensation Committee determines and approves the compensation level for the CEO; reviews and sets compensation levels of other key executive officers; evaluates the performance of these executives; and evaluates and approves all grants of equity-based compensation to the CEO and the other executive officers. All decisions regarding the CEO's compensation are made by the Compensation Committee in executive session without the CEO present. After the end of the fiscal year, the Compensation Committee reviews the actual corporate performance to determine the appropriate bonus amount, if any, to be paid to each eligible executive.

#### *Role of the Compensation Consultant*

Since 2010, the Compensation Committee has engaged Pearl Meyer & Partners LLC as its independent compensation consultant. The consultant's duties have been to evaluate executive compensation, perform an analysis on realized pay alignment with financial and stock performance, discuss general compensation trends, provide competitive market practice data and benchmarking, participate in the design and implementation of certain elements of the executive compensation program and assist our CEO in developing compensation recommendations to present to the Compensation Committee for the executive officers other than himself. The compensation consultant provides the Compensation Committee with advice, consultation and market information on a regular basis, as requested, throughout the year. The Compensation Committee may accept, reject or modify any recommendations by compensation consultants or other outside advisors. The compensation consultant does not make specific recommendations on individual amounts for the executive officers or the independent directors, nor does the consultant determine the amount or form of executive and director compensation. The Compensation Committee has conducted an assessment of Pearl Meyer & Partners' independence relative to standards prescribed by the SEC and determined that no conflicts exist.

#### *Roles of the Chief Executive Officer, the Chief Administrative Officer and the Vice President of Human Resources*

The CEO, in consultation with the Compensation Committee's compensation consultant, develops compensation recommendations for the Compensation Committee to consider. The CEO considers various factors when making individual compensation recommendations, including the relative importance of the executive's position within the organization, the individual tenure and experience of the executive, and the executive's individual performance and contributions to the Company's results.

The Chief Administrative Officer and the Vice President of Human Resources work with the CEO to monitor existing compensation plans and programs applicable to NEOs and other executives, to recommend financial and other targets to be achieved under those plans and programs, to prepare

analyses of financial data, peer comparisons and other briefing materials for the Compensation Committee to aid in making its decisions and, ultimately, to implement the decisions of the Compensation Committee.

The Compensation Committee considers, but is not bound by, recommendations made by Company management.

### **2013 Say-on-Pay Results and Stockholder Input**

There were 202,256,064 shares of common stock present at our 2013 annual meeting of stockholders in person or by proxy, which represented 70.79% of the shares outstanding on the record date for the meeting, and which constituted a quorum for the transaction of business. Of the shares present at the meeting and entitled to vote on our 2013 Say-on-Pay proposal, 49.04% voted in favor, with 49.69% voting against and 1.27% abstaining. 29.45% of the shares present at the meeting constituted broker non-votes that were not entitled to vote on the matter. This result was not consistent with the voting results on our Say-on-Pay proposals at previous annual meetings of stockholders. At our 2012 annual meeting of stockholders, 98.48% of the shares present and entitled to vote on the matter voted in favor of our 2011 executive compensation program, with 1.39% voting against and 0.13% abstaining, with 22.24% of the shares present at the meeting constituting broker non-votes that were not entitled to vote on the matter. At our 2011 annual meeting of stockholders, 92.53% of the shares present and entitled to vote on the matter voted in favor of our 2010 executive compensation program, with 7.08% voting against and 0.39% abstaining, with 23.37% of the shares present at the meeting constituting broker non-votes that were not entitled to vote on the matter. Based on discussions with stockholders after our 2013 annual meeting of stockholders, we believe that there were stockholders who were supportive of our executive compensation program but who did not vote their shares on the 2013 Say-on-Pay proposal. If so, the voting result on our 2013 Say-on-Pay proposal may not accurately reflect the support, or lack thereof, of our stockholders with respect to our compensation practices.

Nevertheless, on the assumption that the vote accurately reflected the views of our stockholders as a whole with respect to our compensation practices, over the course of the last year, the Compensation Committee engaged in an extensive re-examination of our executive compensation program, including contacting any stockholder within our top 50 institutional owners who we were able to identify as having voted against or abstained from voting on our 2013 Say-on-Pay proposal, based on a review of public filings made pursuant to the Investment Company Act of 1940 by mutual funds on Form N-PX. We contacted 20 institutions holding approximately 93% of the total votes either against or abstaining from the 2013 Say-on-Pay proposal.

Nine institutional investors, who collectively held approximately 19% of our outstanding shares and approximately 73% of the total votes against or abstaining from the 2013 Say-on-Pay proposal, responded to this outreach program. We engaged with each of these institutional investors to understand their reasons for voting against or abstaining with respect to our 2013 Say-on-Pay proposal. The institutional investors with whom we spoke welcomed our proactive outreach and the opportunity to provide feedback. The primary reason that they gave to us for voting against or abstaining with respect to our 2013 Say-on-Pay proposal was a perceived lack of alignment between performance and pay. Several of these institutional investors indicated that they would also like to see prospective disclosure of the performance metrics used by the Compensation Committee.

To address these key concerns, we explained that 2012 was an important foundational year during which we continued to reposition our business to support sustainable growth and profitability. Our progress was evidenced by our SBC business growing to reach 44% of total product revenue in 2012, up from 25% in 2011. In terms of profitability, we committed to and delivered non-GAAP profitability in the fourth quarter of 2012. This was an important inflection point for the Company, following a year of investment in the business which enabled the aforementioned growth.

We believe that our performance in these metrics in 2012 represented key milestones in the Company's effort to reposition the business for sustainable growth and profitability and our subsequent performance has shown further progress in these metrics. In 2013, SBC product revenue represented 58% of total product revenue and, although we reported a GAAP net loss for the year, we delivered non-GAAP profitability for the full year. A reconciliation of non-GAAP to GAAP financial information and a statement on the use of non-GAAP financial measures are included as Appendix A. In 2014, we expect to continue to show an increase in the percentage contribution from our growth-related product revenue (including SBC and DSC), and that our total growth-related revenue, including maintenance and services, will be greater than 50% for the first time in the Company's history. We also expect that in 2014 and beyond, our non-GAAP profitability trend will continue.

In response to stockholder feedback that we received regarding the 2013 Say-on-Pay proposal, we are providing disclosure in this Proxy Statement of the prospective performance metrics that are being utilized to determine executive bonus compensation, if any is earned, for 2014. These include performance along a range, using at least the following three metrics: total revenue, profit and total SBC revenue. The range for each metric may be determined by considering several data points, including: (i) the financial plan approved by the Board at the beginning of the year, (ii) the Company's actual performance during the year, and (iii) the strategic context of the results, as they relate to marketplace dynamics and key drivers of long-term stockholder value. There is a cap on the amount of bonus compensation, if any, that may be paid to our executive officers pursuant to the 2014 executive bonus compensation program.

We believe that our 2014 executive compensation program is responsive to the feedback we have received and is aligned with stockholder interests. The Compensation Committee respects all stockholder votes, both for and against our compensation program. The Compensation Committee is committed to continued engagement between stockholders and the Company to fully understand diverse viewpoints and discuss the important connections between Sonus' compensation program, business strategy and long-term financial and operating performance.

#### ***Compensation Philosophy and Practices***

Our compensation philosophy and practices are an important part of our business strategy. We have a rigorous performance and compensation management system and we believe our compensation processes and programs are aligned to provide strong incentive for success while appropriately balancing risk. Our overall executive compensation program is founded on three guiding principles:

- We offer competitive compensation packages to attract executives from larger telecommunications companies that offer significantly greater cash compensation, and from smaller private telecommunications companies that offer greater perceived equity growth potential;
- We offer incentive compensation to motivate our executives to transform Sonus from a media gateway company in a declining market into a profitable company in a growing SBC and diameter signaling ("DSC") markets; and
- We seek to retain our key executives in the face of other opportunities and uncertainty caused by market consolidation, such as the acquisitions of two of our direct competitors, Acme Packet, Inc. and Tekelec, by Oracle Corporation.

We seek to accomplish these objectives by providing independent Board oversight; avoiding being overly rigid, formulaic or short-term oriented; encouraging and rewarding outstanding initiative, achievement, teamwork and a shared success environment; and reinforcing critical measures of performance derived from our business strategy and key success factors. These objectives, and our general compensation philosophy, are reviewed on an annual basis and updated as appropriate.



### *What is the Executive Compensation Program Designed to Reward*

Our executive compensation program is designed to reward Company performance, which is measured in part by overall Company results as we seek to transform our Company from a legacy media gateway provider in a declining market into a profitable SBC and DSC company in growing markets. Each year, our Compensation Committee decides whether or not to grant annual cash incentives to our corporate executives, including the NEOs.

### *2013 Financial and Operating Performance of the Company*

Fiscal year 2013 was a year of tremendous progress for Sonus. Highlights from the results of the Company's full year ended December 31, 2013 include the following (a reconciliation of non-GAAP to GAAP financial information and a statement on the use of non-GAAP financial measures are included as Appendix A):

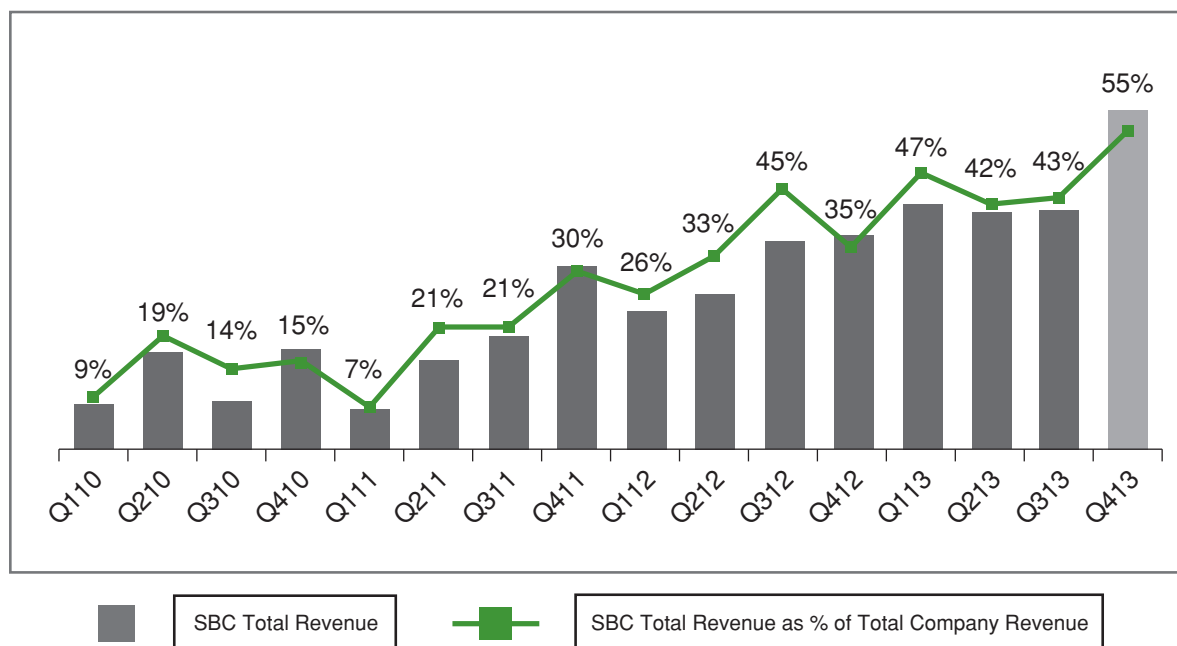
#### **FINANCIAL PERFORMANCE**

- **We increased total revenue by 9%**, to \$276.7 million.
- **We generated \$34 million in cash from operations.**
- **We grew total SBC revenue by 48%**, to \$129.9 million. SBC revenue represented 47% of our total revenue for the year and 55% of our total revenue in the fourth quarter of 2013, reflecting the rapid growth trend in our SBC growth business.
- We increased non-GAAP gross margins by 360 basis points, to 63.6%; GAAP gross margins increase was 620 basis points, to 62.3%.
- We achieved non-GAAP diluted earnings per share of \$0.02; we reduced GAAP loss per share to \$0.08.

#### **SALES PERFORMANCE**

- **We added 670 new customers**, compared with 230 the previous year.
- **Enterprise sales contributed 27%** of total product revenue in 2013.
- **Channel sales contributed 20%** of total product revenue in 2013.

The following graph provides a comparison of our SBC total revenue between 2010 and 2013:



The following table illustrates a comparison between the fourth quarter of 2013 and fiscal year 2013—guidance versus actual performance, with respect to the metrics that were considered in the Compensation Committee’s determination of the NEO 2013 bonuses:

	Q413 Guidance(1)	Q413 Actual	FY13 Guidance(1)	FY13 Actual
Total Company Revenue	\$70M - \$75M	\$76.2M	\$270M - \$275M	\$276.7M
SBC Product Revenue	\$27M - \$31M	\$32.2M	\$92M - \$96M	\$ 97.4M
SBC Total Revenue(2)	\$34M - \$38M	\$41.6M	\$122M - \$126M	\$129.9M
Gross Margin(3)	64% - 64.5%	64.7%	63.5%	63.6%
Operating Expenses(3)	\$39.5M - \$40.5M	\$42.8M	\$165M - \$166M	\$168.5M
Earnings Per Share(3)	\$0.02	\$ 0.02	\$0.02	\$ 0.02
Cash & Investments(4)	\$265M - \$270M	\$ 268M(3)	\$265M - \$270M	\$ 268M(4)

(1) Outlook as provided on October 29, 2013.

(2) SBC Total Revenue includes product, maintenance and services.

(3) Non-GAAP financial measures. We consider the use of non-GAAP financial measures helpful in assessing the core performance of our continuing operations and liquidity, and when planning and forecasting future periods. By continuing operations, we mean the ongoing results of the business, excluding certain costs including but not limited to: stock-based compensation, amortization of intangible assets, impairment of intangible assets, acquisition-related costs and restructuring. Non-GAAP financial measures should not be considered alternatives for, or superior to, GAAP

measures. In addition, our presentations of these measures may not be comparable to similarly titled measures used by other companies. These non-GAAP financial measures should not be considered alternatives for, or in isolation from, the financial information prepared and presented in accordance with GAAP. A reconciliation of non-GAAP to GAAP financial information and a statement on the use of non-GAAP financial measures are included as Appendix A.

- (4) Excludes \$22.3 million of cash expended in the fourth quarter of 2013 in connection with the Company's stock buyback program.

## STRATEGIC PERFORMANCE

In addition to financial and operating performance, a key factor underlying compensation decisions made by the Compensation Committee in 2013 was the progress achieved on strategic priorities. The accomplishments outlined below are expected to have a positive impact on Sonus' long-term performance:

- **We launched our first** full-featured, software-based SBC architected for unlimited scale.
- **We successfully integrated Network Equipment Technologies, Inc.**, an acquisition we made to expand our SBC product portfolio.
- **We announced the acquisition of Performance Technologies, Incorporated** in December 2013, and closed that transaction in February 2014.
- **We announced a \$100 million stock buyback program**, and repurchased approximately \$60 million of shares under the program through December 31, 2013.

### *Competitive Benchmarking*

The Compensation Committee, with the assistance of Pearl Meyer & Partners, reviews market compensation data, including the compensation practices of selected similar companies (the "peer group"). The peer group consists of publicly traded industrial companies that are in the communications equipment industry with market capitalization and revenue in similar range to that of the Company. The Compensation Committee also considers factors such as executive talent and business-line competitors, global scope and complexity, research and development expenses, and market capitalization-to-revenue multiples when selecting peers. The peer group has been consistently used by the Compensation Committee, with the only recent changes being the removal from the peer group for 2013 of (i) Acme Packet, Inc. because it was acquired by Oracle Corp. in 2013; (ii) Interdigital, Inc. because of its revenue size, relatively low research and development spend and divergent business model; and (iii) Symmetricom, Inc. because of its divergent business model. After a review to determine if there were any additional companies that would be appropriate to add to the 2013 peer group, the Compensation Committee decided to replace these three companies with Extreme Networks, Inc. and Ruckus Wireless, Inc.

The Compensation Committee believes that the 2013 peer group is relevant for purposes of benchmarking executive pay because the component companies are similar to us with respect to business model profile and size in terms of revenue and market capitalization. The 2013 peer group used for evaluating 2013 compensation decisions consisted of the companies below. Pearl Meyer &

Partners compiled compensation information from the peer group based on the publicly filed documents of each member of the peer group.\*

Company	Data at Time of Peer Group Roster Selection					
	Last Twelve Months Revenue (\$ Millions)	Market Capitalization (\$ Millions)	Market Capitalization/Revenue Ratio	Foreign Sales as % of Total Sales	Research and Development % of Revenue	Number of Employees
ADTRAN, Inc.	\$607.1	\$1,404.2	2.3x	24%	21%	2,045
Aruba Networks, Inc.	\$600.0	\$1,898.6	3.2x	37%	18%	1,223
BroadSoft, Inc.	\$169.6	\$ 905.1	5.3x	43%	21%	611
Calix, Inc.	\$357.7	\$ 638.7	1.8x	7%	19%	714
Digi International, Inc.	\$191.3	\$ 238.9	1.2x	41%	16%	643
Extreme Networks, Inc.	\$299.3	\$ 351.6	1.2x	67%	14%	668
Harmonic Inc.	\$510.8	\$ 714.9	1.4x	57%	22%	1,148
Infinera Corporation	\$503.3	\$1,094.5	2.2x	32%	23%	1,242
Ixia	\$474.8	\$1,102.5	2.3x	41%	21%	1,710
Oplink Communications, Inc.	\$183.4	\$ 354.0	1.9x	50%	14%	3,454
Riverbed Technology, Inc.	\$952.0	\$2,536.1	2.7x	45%	15%	2,566
Ruckus Wireless, Inc.	\$241.9	\$1,051.4	4.3x	55%	18%	669
ShoreTel, Inc.	\$313.5	\$ 289.0	0.9x	12%	17%	933
Sonus Networks, Inc.	\$264.7	\$ 975.8	3.7x	32%	25%	1,093
Sonus Networks, Inc. Percentile Position	28 <sup>th</sup>	54 <sup>th</sup>	87 <sup>th</sup>	25 <sup>th</sup>	Highest	48 <sup>th</sup>

\* All data was compiled by Pearl Meyer & Partners, who obtained peer company financial market intelligence from S&P Capital IQ. The data generally represents revenue and operating income for the most recent four quarters available to Pearl Meyer & Partners at the time it compiled the data in September 2013. The income statement metrics reflect trailing 12 month data, generally as of June 2013 and market capitalization as of August 30, 2013.

### *Compensation Components*

The Compensation Committee annually reviews the total fixed, cash incentive and equity incentive compensation received by our NEOs, including base salary, annual and long-term incentives, equity awards, and total equity in the Company. Our executive compensation program has four major components that support the Company's compensation objectives, each of which is discussed in detail below. The Compensation Committee reviews the executive compensation program on an annual basis.

*Compensation Mix.* A significant portion of our executive officers' total direct compensation (which includes base salary, cash bonus and equity-based incentives) opportunity is attributable to variable compensation—that is, the amount our executives earn is dependent upon Company performance. The equity-based component of each NEO's compensation package consists primarily of stock options, which vest over time, and therefore, the value of which is tied to the Company's stock performance. To the extent compensation includes restricted stock with time-based vesting, these are also tied to the Company's stock performance. These variable elements are intended to align the executives' performance and interests with Company performance and long-term stockholder value.

The table below generally summarizes the elements of our compensation program for our NEOs:

Element	Form of Compensation	Purpose	Link to Company Performance
<i>Base Salaries</i>	Cash, except our CEO who has elected to receive his base salary in the form of restricted shares of common stock that are subject to forfeiture	Provide competitive, fixed compensation to attract and retain exceptional executive talent	Moderate to High for the CEO;  Low for all other executives
<i>Annual Cash Incentives</i>	Generally in cash, except that our NEOs each elected to receive their target bonus, if any, in the form of shares of common stock	Provide a direct incentive to achieve strong operating results	High
<i>Long-Term Equity Incentives</i>	Stock options and restricted shares of common stock	Encourage executive officers to build and maintain a long-term equity ownership position in Sonus so that their interests are aligned with those of our stockholders	High
<i>Health, Retirement and Other Benefits</i>	Eligibility to participate in benefit plans generally available to our employees, including 401(k) plan, premiums paid on long-term disability and life insurance	Benefit plans are part of a broad-based employee benefits program  Executives do not generally enjoy any nonqualified deferred compensation plans or perquisites*	Low

\* Because Mr. Dolan elected to accept shares of restricted stock in lieu of base salary for the period January 1, 2013 to December 31, 2013, during 2013, the Company paid Mr. Dolan's share of the insurance premium relating to the benefit plans generally provided to employees of the Company in accordance with Company policy, currently including health insurance. This amount, totaling \$5,455, is included with "All Other Compensation" for Mr. Dolan in the Summary Compensation Table.

Each of these elements of pay is described below in further detail.

*How Target Levels of Compensation are Determined.* In determining the amount of compensation to pay our NEOs, the Compensation Committee considers factors such as the executive's role within the Company and the level of responsibility, skills and experiences required by the position, the executive's qualifications, our ability to replace such individual and the overall competitive environment for executive talent. The Compensation Committee also considers the Company's performance, the executive's performance, the Compensation Committee's view of internal equity and consistency and other considerations it deems relevant. In analyzing these factors, the Compensation Committee reviews competitive compensation data gathered in comparative surveys (benchmarking data). The Compensation Committee does not have a policy for allocating target compensation among the various elements in any particular ratio, but generally attempts to provide an allocation similar to that used by other companies with whom the Company competes for executive talent using the peer data provided by our outside compensation consultant. Of the elements of total direct compensation, only base salary is fixed compensation, while cash bonuses and equity-based awards are both performance-contingent and variable compensation.

### ***2013 Compensation Payouts***

The established targets for individual components and overall executive compensation are designed to be competitive in order to attract, motivate and retain the executives necessary to drive and achieve the Company's objectives. In some cases, individual components may be over or under market (in order to emphasize a particular element or if individual circumstances dictate), but the total compensation package is market competitive for executives with the backgrounds and skill sets we need. The Compensation Committee believes that the overall compensation program serves to balance both the

mix of cash and equity compensation as well as the mix of short- and long-term compensation for our NEOs.

The Compensation Committee has the discretion to determine the recipients and terms and conditions of all amounts paid out under the Company's compensation plans. This broad amount of discretion allows the Compensation Committee to consider the Company's results and the role of management in enabling the Company to achieve such results. The Compensation Committee incorporated this flexibility into our compensation programs and in the assessment process to respond to and adjust for the evolving business environment.

*Base Salary.* Base salaries are designed to reflect the scope of responsibilities, performance and competencies of the individual executives, and the relation of that position to other positions in the Company. Each NEO's salary and performance is reviewed annually as well as at the time of a promotion or other change in responsibilities. Increases in base salary, if any, are based upon an evaluation of the individual's performance and level of pay compared to benchmark data for similar positions at peer companies.

In 2013, after taking into account the Company's performance, the Compensation Committee determined for the third year in a row that it would not implement changes to the base salaries, with the exception of promotions. As a result, the base salary of the CEO remains the same as when he was first hired by the Company in 2010.

For 2013, Mr. Dolan wanted to demonstrate his confidence in the future success of the Company and elected, as he did for approximately five months in 2012, to accept shares of restricted stock, or the 2013 Dolan Salary Shares, in lieu of his annual base salary for the period January 1, 2013 through December 31, 2013. Accordingly, on February 15, 2013, the Company granted Mr. Dolan 183,824 shares of restricted stock, such number calculated by dividing his 2013 base salary of \$500,001 by \$2.72, the closing price of the Company's common stock on the grant date. Mr. Dolan had not previously received any salary payments from the Company for this period. If Mr. Dolan's employment was terminated by Mr. Dolan with Good Reason (as defined in his employment agreement) or by the Company without Cause (as defined in his employment agreement) before December 31, 2013, a pro rata portion of the 2013 Dolan Salary Shares would have vested on the date of such termination. If Mr. Dolan had terminated his employment without Good Reason or his employment was terminated by the Company for Cause before December 31, 2013, he would have forfeited all of the 2013 Dolan Salary Shares. Therefore, with such election, the 2013 Dolan Salary Shares were subject to a risk of loss before they vested and could have declined in value before the shares vested. Despite the risk of loss and the risk of a decline in the value of the 2013 Dolan Salary Shares, Mr. Dolan made the election to accept the 2013 Dolan Salary Shares instead of a base salary to demonstrate his commitment towards and belief in the future success of the Company. The 2013 Dolan Salary Shares vested in full on December 31, 2013.

To further demonstrate his confidence in the Company, each time Mr. Dolan's restricted stock has vested and taxes were due, Mr. Dolan has elected to pay his taxes in cash instead of allowing the Company to offset shares of its common stock to cover his tax withholding obligations. In 2013, Mr. Dolan has put 100% of his compensation at risk in these ways.

*Cash Bonuses.* The Company has one cash incentive plan—the SMCIP—that covers all executive officers and certain other senior employees. Annual cash incentives provide named executive officers with the opportunity to earn additional annual compensation beyond base salary. Bonus payments under the SMCIP were determined by the Compensation Committee based on its determination of the efforts expended and the achievements of the officers during the fiscal year. The Compensation Committee took into account the recommendations of the compensation consultant with respect to Mr. Dolan's bonus, and took into account the recommendations of Mr. Dolan and the compensation consultant with respect to the bonuses of the remaining NEOs. Actual bonuses are based solely on the Company's performance, within the discretion of the Compensation Committee.

The eligibility for an annual cash bonus creates an incentive to achieve desired near-term corporate goals that are in furtherance of the Company's long-term objectives. The compensation program establishes target bonuses, set as a percentage of annual base salary, for each position. Cash bonuses are expected to represent a substantial part of total compensation for our executives if earned.

We have "clawback" language in our SMCIP that permits the Company to recover bonuses from senior executives to ensure that no payments are made in violation of the provisions of the Dodd-Frank Act.

Relating to executive cash bonuses, the 2013 performance factors for the SMCIP were to be based upon the evaluation by the Compensation Committee of the Company's performance along a *range*, using at least the following three metrics: (i) total revenue, (ii) profit, and (iii) total SBC revenue. The Compensation Committee did not set specific financial targets for these three metrics and instead, the Compensation Committee could exercise discretion to determine the level of bonus achievement based on the *totality* of the Company's performance. The range for each metric could be determined by the Compensation Committee by considering several data points, including (a) the Company's actual performance during 2013, (b) the stretch financial plan approved by the Board at the beginning of 2013, and (c) the public guidance given by the Company at the beginning of 2013. In each case, the final determination of the Compensation Committee could be influenced by such other factors as they determined. The following table provides the relevant metrics that were considered in the Compensation Committee's determination of the NEO 2013 bonuses:

2013 Metrics	Actual	02/28/2013 Guidance	Actual vs. 02/28/2013 Guidance	10/29/2013 Guidance	Actual vs. 10/29/2013 Guidance
Total Revenue	\$276.7 million	\$267 million to \$271 million	102% to 104%	\$270 million to \$275 million	101% to 102%
SBC Revenue	\$129.9 million	\$120 million to \$124 million	105% to 108%	\$122 million to \$126 million	103% to 106%
SBC Product Revenue	\$97.4 million	\$98 million to \$102 million	95% to 99%	\$92 million to \$96 million	101% to 106%
Gross Margins(1)	63.6%	64% to 65%	98% to 99%	63.5%	100%
Operating Expenses(1)	\$168.5 million	\$171 million to \$172 million	101% to 102%	\$165 million to \$166 million	98% to 99%
Earnings Per Share(1)	\$0.023	\$0.00 to \$0.01	228%+	\$0.02	114%
Cash/Investments	\$301.7 million	\$280 million to \$285 million	106% to 108%	N/A	N/A

(1) These metrics are non-GAAP financial measures and exclude stock-based compensation, amortization of intangible assets, impairment of intangible assets, acquisition-related costs and restructuring. A reconciliation of non-GAAP to GAAP financial information and a statement on the use of non-GAAP financial measures are included as Appendix A.

Based on achievement at the levels reflected above and against the stretch financial plan approved by the Board, and after considering the strategic progress the Company made during the year (as highlighted several places in this Proxy Statement), the Compensation Committee determined that target bonuses for executive officers covered by the SMCIP in fiscal 2013 would be paid out at 90% of target. The Compensation Committee determined to award less than 100% because achievement of the stretch financial plan approved by the Board at the beginning of the fiscal year was, for the most part, below 100%. In particular, the Company failed to achieve the earnings per share that the Compensation Committee had targeted, but the Compensation Committee recognized that the miss was relatively small in absolute terms, and hence, did not warrant a substantial diminution of the payout. Instead, based on achievement at the levels reflected above, and after considering the strategic progress the Company made during the year, the Compensation Committee determined that target bonuses for executive officers covered by the SMCIP in fiscal 2013 would be paid out at 90%.

In March 2013, 21 executives of the Company, including each of the NEOs except for Mr. Greenquist who had not yet joined the Company, elected to receive bonuses with respect to fiscal 2013 (collectively, the “2013 Bonus”), if any were earned, in the form of shares of the Company’s common stock (collectively, the “2013 Bonus Shares”). The 2013 Bonus Shares, if any were granted, would be granted on a date concurrent with the timing of normal 2013 bonus payouts and would be fully vested as of the date of grant, with the number of 2013 Bonus Shares calculated by dividing amounts equal to 1.5 times the respective 2013 Bonus amounts earned, as determined by the Compensation Committee, by the closing price of the Company’s common stock on the date of grant. The 2013 Bonus Share program further aligned the interests of our executives with those of stockholders, strengthened our bottom line and improved our cash position. The Compensation Committee considered these factors, as well as our executive population’s history of holding equity awards well beyond vesting dates, when determining the 1.5 ratio for converting bonuses to Company common stock.

Therefore, with the exception of Mr. Greenquist who was not eligible to receive any 2013 Bonus since he joined the Company in November 2013, on February 18, 2014, each NEO received 1.5 times their 2013 Bonus at 90% achievement of target in the form of shares of the Company’s common stock. The shares were fully vested on the date of grant.

The following table summarizes the actions taken with respect to 2013 bonuses for our NEOs:

<b>Named Executive Officer and Principal Position</b>	<b>Bonus Eligibility Under SMCIP</b>	<b>Full Year Bonus at 90% Achievement</b>	<b>Full Year Bonus with 1.5x Multiplier</b>	<b>Number of Shares of Common Stock Granted for 2013 Bonus(1)</b>
Raymond P. Dolan . . . . . President and Chief Executive Officer	100% of base salary of \$500,000	\$450,000	\$675,000	204,546
Mark T. Greenquist(2) . . . . . Chief Financial Officer	—	—	—	—
Todd A. Abbott . . . . . Executive Vice President, Strategy and Go-to-Market	75% of base salary of \$400,000(3)	\$270,000	\$405,000	122,728
Anthony Scarfo . . . . . Executive Vice President, Technology and Business Development	75% of base salary of \$400,000(4)	\$270,000	\$405,000	122,728
Jeffrey M. Snider . . . . . Senior Vice President, Chief Administrative Officer and General Counsel	75% of base salary of \$300,000(5)	\$202,500	\$303,750	92,046
Maurice L. Castonguay(6) . . . . . Former Senior Vice President and Chief Financial Officer	60% of base salary of \$285,000(7)	\$153,900	\$230,850	69,955

- (1) Represents 1.5 times each NEO’s full year bonus at 90% of target, divided by \$3.30, the closing price of the Company’s common stock on February 18, 2014, the date of grant of such shares. All of the shares vested in full as of the date of grant.
- (2) Mr. Greenquist joined the Company on November 1, 2013. According to the terms of Mr. Greenquist’s employment agreement with the Company, he was not eligible to receive a bonus for the portion of the 2013 fiscal year that he was employed by the Company.
- (3) Mr. Abbott’s base salary and bonus eligibility under the SMCIP were originally determined pursuant to the terms of his employment agreement. With Mr. Abbott’s promotion from Senior Vice President, Worldwide Sales and Marketing to



Executive Vice President, Strategy and Go-to-Market in September 2012, his base salary and bonus eligibility were revised from 50% of a base salary of \$370,000 to 75% of a base salary of \$400,000.

- (4) Mr. Scarfo's base salary and bonus eligibility under the SMCIP were originally determined pursuant to the terms of his employment agreement. With Mr. Scarfo's promotion from Vice President of Business Development to Senior Vice President, Technology Development in May 2012, his base salary and bonus eligibility were revised from 30% of a base salary of \$270,000 to 50% of a base salary of \$320,000. When Mr. Scarfo received another promotion to Executive Vice President, Technology and Business Development, effective October 2013, Mr. Scarfo's base salary and bonus eligibility were revised to 75% of a base salary of \$400,000.
- (5) Mr. Snider's base salary and bonus eligibility under the SMCIP were originally determined pursuant to the terms of his employment agreement. In December 2013, Mr. Snider's bonus eligibility was increased by the Compensation Committee from 60% of a base salary of \$300,000 to 75% of a base salary of \$300,000.
- (6) On July 29, 2013, the Company announced that Mr. Castonguay planned to leave the Company. To facilitate an orderly transition of his duties and responsibilities, Mr. Castonguay and the Company entered into a letter agreement (the "Castonguay Retention Letter") on July 26, 2013 pursuant to which Mr. Castonguay agreed to remain with the Company through March 31, 2014. The Castonguay Retention Letter amended certain terms of Mr. Castonguay's employment agreement, dated August 24, 2011, which was previously amended on October 25, 2011, February 15, 2013, and March 28, 2013 (collectively, the "Castonguay Employment Agreement").

Since Mr. Castonguay was an employee of the Company on February 18, 2014 when the shares of common stock were granted to the Company's executives in connection with the payout of the 2013 bonuses, Mr. Castonguay was eligible to receive, and did receive, his bonus under the SMCIP and pursuant to the terms of the March 28, 2013 amendment to the Castonguay Employment Agreement.

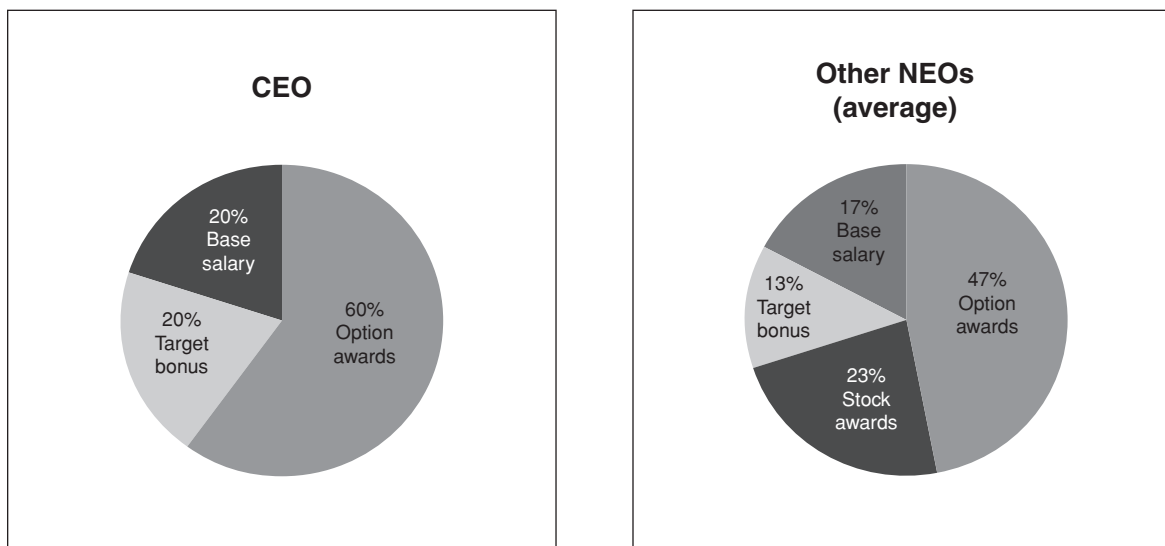
- (7) The bonus eligibility of Mr. Castonguay under the SMCIP was determined pursuant to the terms of the Castonguay Employment Agreement.

*Equity-based Incentives.* Equity-based incentives are provided to executives whose decisions and actions have a direct impact upon our performance and success. Stock options and restricted stock awards are granted to our executive officers in order to tie their compensation directly to our long-term success. The Compensation Committee believes that a significant portion of each NEO's target total direct compensation should be made in the form of equity compensation due to its strong long-term alignment with stockholder interests. In determining the size of the stock option and/or restricted stock awards granted to each executive officer, the Compensation Committee takes into account the executive officer's role, past performance, anticipated contribution to our long-term goals and market data for executive officers in similar roles at peer companies. Equity granted in prior years and existing levels of stock ownership are also taken into consideration. While the Compensation Committee considers the compensation of such peer group companies' senior executives, it does not benchmark a particular percentile for the total compensation of our NEOs or for any component thereof. The size of the awards was not determined by application of any formula, but rather reflected the Compensation Committee's desire to encourage and reward high levels of performance as the equity plans were designed to allow.

In 2013, our NEOs received two forms of equity compensation—grants of stock options and grants of restricted stock. The chart below illustrates the proportion of direct compensation comprised of cash

and equity-related awards. The “Target bonus” components represent 100% of target bonus before any adjustments to account for the stock-for-cash bonus program:

**2013 Target Compensation Components of CEO and Other Named Executive Officers  
(as a Percentage of Total Direct Compensation)<sup>1</sup>**



- (1) All components of our CEO’s target compensation mix for 2013 were at risk, including the 2013 Dolan Salary Shares awarded in lieu of base salary, which were subject to a risk of loss before they vested and could have declined in value before the shares vested. Our “Other NEOs” chart reflects the average target compensation mix of Messrs. Greenquist, Abbott, Scarfo and Snider. Mr. Greenquist’s annual base salary and target bonus have been annualized for the year, since Mr. Greenquist joined the Company as Chief Financial Officer on November 1, 2013. Mr. Castonguay’s target compensation mix for 2013 is excluded from this chart because Mr. Castonguay resigned on October 29, 2013 as Senior Vice President and Chief Financial Officer effective November 1, 2013, when Mr. Greenquist joined the Company as Chief Financial Officer. All of such NEOs’ compensation except for base salary was at risk in 2013.

A description of the types of equity awards that were granted in 2013 to our NEOs under the 2007 Plan is as follows:

Stock Option Grants

Stock options granted to NEOs generally become 25% exercisable one year after the grant date and the remaining 75% of the shares underlying the stock options generally vest in equal monthly increments for the following 36 months. The stock options are typically fully exercisable four years after the grant date, as long as the NEO is still employed by the Company. The Compensation Committee has the ability to establish the vesting schedule for new stock option grants within the parameters of the 2007 Plan and the 2008 Stock Incentive Plan (the “2008 Plan”); provided, however, any awards issued under the 2008 Plan after the August 24, 2012 acquisition date of Network Equipment Technologies, Inc. (“NET”) are required to be issued only to employees of NET who subsequently become employees of Sonus or other persons who were not performing services for us at the time of the acquisition, such as new employee hires after August 24, 2012. All the stock options are granted following the Compensation Committee’s authorization, with an exercise price equal to the closing market price of a share of common stock on the date of grant and have a ten-year term under the 2007

Plan or a seven-year term under the 2008 Plan. Grant dates are generally on the 15<sup>th</sup> day of the month following the date of action by the Compensation Committee, consistent with grants generally made to our non-executive employees.

In connection with the Company's annual equity incentive grant, the Compensation Committee approved the following stock option grants to our NEOs pursuant to the terms of the 2007 Plan:

<u>Named Executive Officer and Principal Position</u>	<u>March 15, 2013 Option Grant(1)</u>	<u>June 17, 2013 Option Grant(2)</u>	<u>Total</u>
Raymond P. Dolan . . . . . President and Chief Executive Officer	450,000	450,000	900,000
Mark T. Greenquist(3) . . . . . Chief Financial Officer	—	—	—
Todd A. Abbott . . . . . Executive Vice President, Strategy and Go-to-Market	250,000	275,000	525,000
Anthony Scarfo . . . . . Executive Vice President, Technology and Business Development	200,000	275,000	475,000
Jeffrey M. Snider . . . . . Senior Vice President, Chief Administrative Officer and General Counsel	150,000	175,000	325,000
Maurice L. Castonguay . . . . . Former Senior Vice President and Chief Financial Officer	—	—	—

- (1) The Compensation Committee annually considers an equity incentive grant for certain of our key employees, including executives, in connection with its annual review of employee and executive compensation. The annual equity incentive grant date is generally March 15 of each year, or the next business day following March 15 if March 15 falls on a weekend or a holiday. For 2013, the annual equity incentive grant date was March 15, 2013. The exercise price of each option granted on March 15, 2013 equaled the closing price on the date of grant, or \$2.51 per share. The number of shares granted on March 15 was limited by the number of shares available under the 2007 Plan.
- (2) In connection with the 2013 annual equity incentive grant for certain of the Company's key employees, including executives, the Compensation Committee decided to provide annual equity incentive grants in two tranches—approximately half of the grants were awarded to eligible employees on March 15, 2013, as the annual equity incentive grant date is generally March 15 of each year, and the second half of the grants were awarded on June 17, 2013. Since the Company did not have enough shares to award its desired annual equity incentive grants under the 2007 Plan and 2008 Plan, the Company waited to grant the second tranche after the 2013 Annual Meeting of Stockholders when the Company's stockholders approved the amendment to the 2007 Plan to increase the maximum number of shares of the Company's common stock issuable under the 2007 Plan by 21 million, from 34,902,701 to 55,902,701. Since grant dates are generally on the 15<sup>th</sup> day of the month following the date of action by the Compensation Committee (or the following business day following the 15<sup>th</sup> day of the month if the 15<sup>th</sup> falls on a weekend or a holiday), these stock options were awarded to eligible employees on

June 17, 2013. The exercise price of each option granted on June 17, 2013 equaled the closing price on the date of grant, or \$3.30 per share.

(3) Mr. Greenquist joined the Company on November 1, 2013.

When Mr. Greenquist joined the Company, he was granted an option to purchase 500,000 shares of the Company's common stock pursuant to the 2007 Plan with an exercise price of \$2.72 per share on November 15, 2013.

On December 16, 2013, Mr. Scarfo received an option to purchase 200,000 shares of the Company's common stock under the 2007 Plan with an exercise price of \$2.91 per share. Such option grant was in connection with Mr. Scarfo's October 2013 promotion to Executive Vice President, Technology and Business Development.

#### Restricted Stock Awards

On February 15, 2013, Mr. Scarfo received 150,000 shares of the Company's restricted stock. The Compensation Committee provided this equity grant to Mr. Scarfo because it believed Mr. Scarfo had taken on more responsibility as the then-Senior Vice President of Technology Development, and that he needed to be granted more equity to be sufficiently invested in the Company as a senior executive of the Company, and to ensure that there was fairness among all senior executives regarding the number of shares of common stock owned. 25% of these shares vested on February 15, 2014 and the remaining 75% of such shares will vest in six equal increments semi-annually thereafter through the fourth anniversary of the grant date, subject to Mr. Scarfo's continued employment with the Company.

On February 15, 2013, in connection with Mr. Snider's promotion to Chief Administrative Officer of the Company in August 2012, Mr. Snider received 125,000 shares of the Company's restricted stock. The Compensation Committee provided this equity grant to Mr. Snider because they believed Mr. Snider had taken on more responsibility as the Chief Administrative Officer and that he needed to be granted more equity to be sufficiently invested in the Company as a senior executive of the Company. 25% of these shares vested on February 15, 2014 and the remaining 75% of such shares will vest in six equal increments semi-annually thereafter through the fourth anniversary of the grant date, subject to Mr. Snider's continued employment with the Company.

When Mr. Greenquist joined the Company in November 2013, he received a grant of 250,000 shares of restricted stock under the 2007 Plan on November 15, 2013. 25% of these restricted shares will vest on November 15, 2014, and the remaining 75% of these restricted shares will vest in six equal increments semi-annually thereafter through the fourth anniversary of the grant date, subject to Mr. Greenquist's continued employment with the Company.

On February 14, 2013, the Compensation Committee took certain actions regarding performance-based stock awards that had been awarded between September 2011 and March 2012, but for which the grant date criteria had not been met as of December 31, 2012. These actions included determining that a certain number of these performance-based shares vested on February 15, 2013 (the "February Vested Performance Shares") and subjecting the remaining performance-based shares (the "July Earned Performance Shares") to further performance and service conditions. The performance conditions for the July Earned Performance Shares related to the achievement of certain metrics that needed to be met either by the close of the 2013 second quarter on June 28, 2013 or end of the 2013 year. The half-year metrics were set to drive achievement earlier in the year, providing greater benefit to the Company sooner than would otherwise be received. The July Earned Performance Shares had vesting schedules that were individually assigned to each NEO. While the Compensation Committee set the metrics for the July Earned Performance Shares, it retained discretion over the performance conditions.

The half-year and full-year metrics and the actual figures for the July Earned Performance Shares were as follows:

Performance Conditions	Half-Year Goal(1)	Actual First Half-Year Performance	Full-Year Goal(1)
SBC Product Revenue	\$36.5 million	\$44 million	\$85 million
Total Product Revenue	\$72.7 million	\$80.7 million	\$170 million
SBC as a Percentage of Total Product Revenue	50%	54%	50%
Non-GAAP Earnings (Loss) Per Share	\$(0.04)	(\$0.01)	\$0.02

- (1) These metrics are non-GAAP figures and exclude stock-based compensation, amortization of intangible assets, impairment of intangible assets, acquisition-related costs and restructuring. A reconciliation of non-GAAP to GAAP financial information and a statement on the use of non-GAAP financial measures are included as Appendix A.

On July 26, 2013, the Compensation Committee determined that the performance conditions related to the July Earned Performance Shares had been satisfied based on the Company's performance for the six months ended June 28, 2013. These half-year metrics were set to drive achievement earlier in the year, providing greater benefit to the Company sooner than would otherwise be received. Accordingly, all of the July Earned Performance Shares were earned and will vest contingent upon continued employment with the Company on the vesting dates described below. Because the half-year metrics were achieved, the full year metrics did not need to be met.

The following table summarizes the actions taken with respect to February Vested Performance Shares and the July Earned Performance Shares:

<u>Named Executive Officer(1)</u>	<u>Total Number of Performance Shares Granted in 2011 and 2012 and Earned in 2013(2)</u>	<u>Number of February Vested Performance Shares(3)</u>	<u>Number of July Earned Performance Shares</u>
Raymond P. Dolan . . . . . President and Chief Executive Officer	800,000(4)	186,117	613,883(5)
Todd A. Abbott . . . . . Executive Vice President, Strategy and Go-to-Market	400,000(6)	93,058	306,942(7)
Anthony Scarfo . . . . . Executive Vice President, Technology and Business Development	162,500(8)	40,625	121,875(9)
Maurice L. Castonguay . . . . . Former Senior Vice President and Chief Financial Officer	447,917(10)	111,979	335,938(11)

- (1) Messrs. Greenquist and Snider were not granted any performance shares in 2011 or 2012 and therefore they are not included in this table.
- (2) The shares in this column were calculated by the addition of February Vested Performance Shares and July Earned Performance Shares.
- (3) The February Vested Performance Shares vested on February 15, 2013.

- (4) Consisted of three separate performance-based share awards granted to Mr. Dolan in March 2012.
- (5) Of the 613,883 shares earned, (i) 222,233 shares will vest as follows: 111,117 shares vested on October 12, 2013; and 111,116 shares will vest on October 12, 2014; (ii) 225,000 shares will vest as follows: 75,000 shares vested on July 26, 2013; 75,000 vested on March 16, 2014; and 75,000 shares will vest on March 16, 2015; and (iii) 166,650 shares will vest as follows: 55,550 shares vested on July 26, 2013; 55,550 shares vested on March 15, 2014; and the remaining 55,550 shares will vest on March 15, 2015; with vesting in each case subject to continued employment with the Company.
- (6) Consists of three separate performance-based share awards granted to Mr. Abbott in March 2012.
- (7) Of the 306,942 shares earned, (i) 111,117 shares will vest as follows: 55,558 shares will vest on May 3, 2014; and the remaining 55,559 shares will vest on May 3, 2015; (ii) 112,500 shares will vest as follows: 37,500 shares vested on July 26, 2013; 37,500 shares vested on March 16, 2014; and the remaining 37,500 shares will vest on March 16, 2015; and (iii) 83,325 shares will vest as follows: 27,775 shares vested on July 26, 2013; 27,775 shares vested on March 15, 2014; and 27,775 shares will vest on March 15, 2015; with vesting in each case subject to continued employment with the Company.
- (8) Consists of two separate performance share awards granted to Mr. Scarfo, one in September 2011 and the other in March 2012.
- (9) Of the 121,875 shares earned, (i) 84,375 shares will vest as follows: 28,125 shares vested on September 12, 2013; and 28,125 shares will vest on each of September 12, 2014 and September 12, 2015; and (ii) 37,500 shares will vest as follows: 12,500 shares vested on July 26, 2013; 12,500 shares vested on March 15, 2014; and 12,500 shares will vest on March 15, 2015; with vesting in each case subject to continued employment with the Company.
- (10) Consists of two separate performance-based share awards granted to Mr. Castonguay, one in September 2011 and the other in March 2012.
- (11) Of the 335,938 shares earned, 130,208 shares vested on August 26, 2013. Since Mr. Castonguay left the Company on March 31, 2014, 205,730 shares of his unvested July Earned Performance Shares were forfeited.

### ***Benefits and Other Compensation***

#### ***Benefit Plans***

We have various broad-based employee benefit plans. We do not typically offer perquisites or employee benefits to executive officers that are not also made available to employees on a broad basis. Our executive officers are eligible for the same benefits that are available to all employees, which include group health insurance, life and disability insurance, and paid holidays. With the exception of our CEO, who began to accrue four weeks of vacation per year upon his date of hire, all other employees begin accruing three weeks of vacation per year upon date of hire. We offer a 401(k) plan, which allows our employees to invest in a wide array of funds, and the ability to purchase shares of our common stock under our Amended and Restated 2000 Employee Stock Purchase Plan, as amended. We do not provide pension arrangements or post-retirement health coverage for our NEOs. We also enter into executive agreements with certain of our executive officers providing for certain severance benefits that may be triggered as a result of the termination of such officer's employment under certain circumstances. We have entered into indemnification agreements with our executive officers and directors.

Because Mr. Dolan elected to accept shares of restricted stock in lieu of base salary for the period January 1, 2013 to December 31, 2013, the Company paid Mr. Dolan's share of the insurance premium relating to the benefit plans generally provided to employees of the Company in accordance with

Company policy, currently including health insurance. This amount, totaling \$5,455, is included with “All Other Compensation” for Mr. Dolan in the Summary Compensation Table.

#### *Severance Agreements*

We have entered into severance agreements with each of our NEOs. On February 15, 2013, we entered into amendments to the existing severance arrangements with each of our NEOs, with the exception of Mr. Greenquist, to make the change of control provisions more uniform among the Company’s executive team. Following these amendments, the severance agreements generally provide that, upon termination of the executive officer’s employment without cause, the NEO is entitled to severance payments equal to 100% of his or her base salary and target cash bonus (or 150% for our CEO), and continued health plan premium payments for up to 12 months (or 18 months for our CEO). The severance agreements also generally provide that, upon an involuntary termination in connection with a change in control, or upon a resignation for good reason in connection with a change in control, the executive officer is entitled to 150% of his or her base salary and target cash bonus (or 200% for our CEO), continued health plan premium payments for up to 18 months, and full vesting of all unvested restricted stock and stock options. None of our severance agreements provide for tax gross-ups in connection with severance benefits following a change-in-control. The Compensation Committee believes that these provisions are consistent with executive severance arrangements that are customary for public companies at our stage of development and were necessary in order to hire and/or retain the executives.

#### *Transactions Involving Hedging, Monetization, Margin Accounts, Pledges, Puts, Calls and Other Derivative Securities*

The Company’s insider trading policy contains stringent restrictions on transactions in Company common stock by directors and officers. All trades must be pre-approved by the Chief Financial Officer or the General Counsel. The Company intends to adopt a hedging policy once final rules are adopted with respect to the requirements under the Dodd-Frank Act. In the meantime, our current insider trading policy discourages all employees, officers and directors from engaging in transactions involving hedging, monetization, margin accounts, pledges, puts, calls and other derivative securities, and requires those who wish to enter into such an arrangement to first pre-clear the proposed transaction with either the Chief Financial Officer or the General Counsel. To date, no such transaction has been requested or approved.

#### *Tax and Accounting Considerations*

*Accounting for Stock-Based Compensation.* We account for stock-based compensation in accordance with ASC 718.

*Incentive Stock Options.* Options granted to employees through 2007 were intended to qualify as “incentive stock options” under Section 422 of the Internal Revenue Code of 1986, as amended, or the Code. Although the 2007 Plan allows for the granting of incentive stock options, the Company’s current practice is not to grant options to employees as incentive stock options. However, there are outstanding incentive stock options that were previously granted to employees that continue to be exercised and were exercisable at December 31, 2013. We make no representation or warranty as to the tax treatment to the optionee upon receipt or exercise of the option or sale or other disposition of the shares covered by the option. In addition, options will not be treated as incentive stock options for tax purposes to the extent that options covering in excess of \$100,000 of stock (based upon fair market value of the stock as of the respective dates of grant of such options) become exercisable in any calendar year.

*Policy on Deductibility of Executive Compensation.* Section 162(m) of the Code generally disallows a tax deduction for compensation in excess of \$1.0 million paid to our CEO and to each other officer

(other than the Chief Financial Officer) whose compensation is required to be reported to our stockholders pursuant to the Exchange Act by reason of being among our three most highly paid executive officers. The Compensation Committee reviews the potential effect of Section 162(m) of the Code periodically and uses its judgment to authorize compensation payments that may be subject to the limit when the Compensation Committee believes such payments are appropriate and in our best interests and our stockholders' best interests, after taking into consideration changing business conditions and the performance of our employees.

### **Risk Management and Our Executive Compensation Program**

The Compensation Committee monitors and manages our executive compensation program to help ensure that it does not encourage excessive risk taking. The Compensation Committee concluded that our programs do not encourage excessive or inappropriate risk taking by our executive officers for the following reasons, among others:

- with the exception of our CEO, we structure our pay to consist of both fixed and variable compensation, so that our executive officers' cash compensation is not entirely tied to financial results;
- the variable bonus compensation of our executive officers who are covered by the SMCIP is not tied to any individual metric;
- our stock option awards generally vest over a period of four years and are only valuable if our stock price increases over time; and
- none of our incentive plans is based solely on bookings or revenue targets, which mitigates the risk of employees focusing exclusively on the short term.

The Compensation Committee believes that the Company's executive compensation program is market competitive and provides suitable incentives for the NEOs to achieve sustained value for the Company and its stockholders. The Compensation Committee remains committed to providing our NEOs with competitive compensation opportunities that allow for significant upside when the Company is performing well above its corporate objectives, and the Compensation Committee believes that the Company's executive compensation program and practices incorporate a pay-for-performance approach that also avoids compensation arrangements that encourage excessive risk taking. The Compensation Committee reviewed, analyzed and considered whether the Company's compensation policies and practices create risks that are reasonably likely to have a material adverse effect on Sonus Networks, and concluded that no such material risks exist.

### **Compensation Decisions for 2014**

In response to stockholder feedback that we received regarding the 2013 Say-on-Pay proposal, we are providing disclosure in this Proxy Statement of the prospective performance metrics that are being utilized to determine executive bonus compensation, if any is earned, for 2014. These include performance along a range, using at least the following three metrics: total revenue, profit and total SBC revenue. The range for each metric may be determined by considering several data points, including: (i) the financial plan approved by the Board at the beginning of the year, (ii) the Company's actual performance during the year, and (iii) the strategic context of the results, as they relate to marketplace dynamics and key drivers of long-term stockholder value. There is a cap on the amount of bonus compensation, if any, that may be paid to our executive officers pursuant to the 2014 executive bonus compensation program.



We believe that our 2014 executive compensation program is responsive to the feedback we have received and is aligned with stockholder interests.

## **Conclusion**

We believe that we have designed an executive compensation program that effectively links pay and performance and is in the best long-term interests of our stockholders. We will continue to re-evaluate our executive compensation program to ensure future alignment in our compensation program and practices. Stockholder input will continue to be an important consideration in our annual executive compensation evaluation process.

## **AUDIT COMMITTEE REPORT**

*The information contained in this report shall not be deemed to be “soliciting material” or “filed” or incorporated by reference in future filings with the U.S. Securities and Exchange Commission, or subject to the liabilities of Section 18 of the Securities Exchange Act of 1934, as amended, except to the extent that we specifically request that it be treated as soliciting material or specifically incorporate it by reference into a document filed under the Securities Act of 1933, as amended, or the Securities Exchange Act of 1934, as amended.*

We reviewed Sonus’ audited financial statements for the fiscal year ended December 31, 2013 and discussed these financial statements with Sonus’ management, including a discussion of the quality, not just the acceptability, of the accounting principles, the reasonableness of significant judgments and the clarity of disclosures in the financial statements. Sonus’ management is responsible for Sonus’ financial reporting process, including its system of internal controls, and for the preparation of consolidated financial statements in accordance with generally accepted accounting principles. Sonus’ independent registered public accounting firm, Deloitte & Touche LLP (“Deloitte”), is responsible for performing an independent audit of Sonus’ financial statements in accordance with standards of the Public Company Accounting Oversight Board (United States) (“PCAOB”) and issuing a report on those financial statements and issuing a report on the effectiveness of Sonus’ internal control over financial reporting as of the end of the fiscal year. Our responsibility is to monitor and review these processes. We also reviewed and discussed with Deloitte the audited financial statements and the matters required by SEC Regulation S-X Rule 2-07 and PCAOB Standard No. 16, *Communications with Audit Committees*.

Deloitte provided us with the written disclosures and the letter required by PCAOB Ethics and Independence Rule 3526, *Communications with Audit Committees Concerning Independence*. This rule requires independent registered public accounting firms annually to disclose in writing all relationships that in the independent registered public accounting firm’s professional opinion may reasonably be thought to bear on independence, to confirm their independence and to engage in a discussion of independence. In addition to engaging in this discussion with Deloitte regarding its independence, we also considered whether Deloitte’s provision of other, non-audit related services to Sonus is compatible with maintaining Deloitte’s independence.

Based on our discussions with management and Deloitte, and our review of information provided by management and Deloitte, we recommended to the Sonus Board of Directors that the audited

financial statements be included in Sonus' Annual Report on Form 10-K for the year ended December 31, 2013.

Submitted by,  
**AUDIT COMMITTEE:**  
 Scott E. Schubert (Chairman)  
 John P. Cunningham  
 Howard E. Janzen  
 John A. Schofield

### EXECUTIVE COMPENSATION TABLES

The following table sets forth, for the year ended December 31, 2013 and for the two years prior thereto, the compensation earned by our Chief Executive Officer, our Chief Financial Officer, the other three most highly compensated executive officers serving as executive officers at December 31, 2013 and our former Chief Financial Officer (collectively, the “Named Executive Officers” or the “NEOs”).

*2013 Summary Compensation Table*

Name and Principal Position	Year	Salary (\$)	Bonus (\$)(1)	Stock Awards (\$)(2)	Option Awards (\$)(3)	Non-Equity Incentive Plan Compensation (\$)	All Other Compensation (\$)(4)	Total (\$)
Raymond P. Dolan(5) President and Chief Executive Officer	2013	\$500,001	\$675,002	\$ —	\$1,527,840	\$ —	\$25,863	\$2,728,706
	2012	\$500,001	\$ —	\$2,140,231	\$ 980,625	\$ —	\$22,978	\$3,643,835
	2011	\$500,000	\$ —	\$1,570,000	\$ —	\$277,800	\$ 4,742	\$2,352,542
Mark T. Greenquist(6) Chief Financial Officer	2013	\$ 60,000	\$ —	\$ 680,000	\$ 699,350	\$ —	\$ 3,397	\$1,442,747
Todd A. Abbott(7) Executive Vice President, Strategy and Go-to-Market	2013	\$400,000	\$405,002	\$ —	\$ 773,160	\$ —	\$21,374	\$1,599,536
	2012	\$378,750	\$300,002	\$ 936,228	\$ 470,700	\$ —	\$20,874	\$2,106,554
	2011	\$244,058	\$ —	\$ 760,000	\$ 755,900	\$ 68,524	\$ 589	\$1,829,071
Anthony Scarfo(8) Executive Vice President, Technology and Business Development	2013	\$336,667	\$405,002	\$ 408,000	\$1,005,830	\$ —	\$21,199	\$2,176,698
	2012	\$300,897	\$160,001	\$ 210,168	\$ 457,090	\$ —	\$24,355	\$1,152,511
Jeffrey M. Snider(9) Senior Vice President, Chief Administrative Officer and General Counsel	2013	\$300,000	\$303,752	\$ 340,000	\$ 479,900	\$ —	\$20,858	\$1,444,510
Maurice L. Castonguay(10) Former Senior Vice President and Chief Financial Officer	2013	\$285,000	\$230,851	\$ —	\$ —	\$ —	\$16,573	\$ 532,424
	2012	\$285,000	\$171,001	\$ 504,654	\$ 226,464	\$ —	\$19,749	\$1,206,868
	2011	\$ 99,385	\$ —	\$ —	\$ 639,500	\$ 31,669	\$ 4,156	\$ 774,710

- (1) The amounts shown in this column for 2013 represent the bonus amounts payable under our SMCIP with respect to 2013. These bonuses were paid in shares of restricted stock of the Company on February 18, 2014, which shares vested immediately. The amounts represent the bonus amounts payable based on a 90% achievement level, increased by 150% as the result of the bonuses being paid in shares of restricted stock, as discussed above under “*Compensation Discussion and Analysis—2013 Compensation Payouts—Cash Bonuses*”. The number of shares granted to each NEO was determined by dividing the total bonus amount by \$3.30, the closing price of our common stock on the date of grant, rounded up for fractional shares.
- (2) The amounts shown in this column do not reflect compensation actually received by the Named Executive Officer. Instead, the amounts reflect the grant date fair value of each stock award granted to each Named Executive Officer. The grant date fair values of stock awards were estimated in accordance with ASC 718, except as indicated below. The assumptions we use in calculating these amounts are discussed in Note 16 to our audited consolidated financial statements included in our Annual Report on Form 10-K for the year ended December 31, 2013. The amounts reported in 2012 for Mr. Dolan, Mr. Abbott, Mr. Scarfo and Mr. Castonguay include amounts attributable to performance-based awards for which the Compensation Committee established performance conditions in 2012 but which did not have grant dates in 2012 for accounting purposes as a result of the level of discretion retained by the Compensation Committee in determining the final number of shares earned under these awards. For these awards, the

amounts reported in the table above were calculated using the closing price of the Company's common stock on the date the performance conditions were communicated to the recipient, multiplied by the number of shares that would be earned at the target level of achievement, which is the performance level that the Company estimated would be achieved as of that date. \$995,231, \$571,228, \$210,168 and \$504,654 of the amounts reported in 2012 for Mr. Dolan, Mr. Abbott, Mr. Scarfo and Mr. Castonguay, respectively, related to these awards.

- (3) The amounts shown in this column do not reflect compensation actually received by the Named Executive Officer. The grant date fair values of option awards were estimated in accordance with ASC 718 using the Black-Scholes valuation model. The assumptions we use in calculating these amounts are discussed in Note 16 to our audited consolidated financial statements included in our Annual Report on Form 10-K for the year ended December 31, 2013.
- (4) The Company portions of health insurance premiums included in this column are also provided to all employees of the Company, with the amounts dependent upon the levels of health and group term life insurance coverage selected by each individual. Accordingly, the Company portion of premiums paid is not considered a perquisite but is reported as income earned for each NEO.
- (5) On February 15, 2013, Mr. Dolan elected to accept restricted shares of the Company's common stock in lieu of his base salary for the period from January 1, 2013 through December 31, 2013 (the "2013 Dolan Salary Shares"). Mr. Dolan had previously not received any salary payments from the Company for this period. On February 15, 2013, the Company granted Mr. Dolan 183,824 shares of restricted common stock (having a total grant date fair value of \$500,001, equal to Mr. Dolan's base salary for the year ending December 31, 2013). The number of shares was calculated by dividing Mr. Dolan's base salary for the year by \$2.72, the closing price of the Company's common stock on the date of grant, rounded up for fractional shares. The 2013 Dolan Salary Shares vested in full on December 31, 2013. Accordingly, the amount reported for Mr. Dolan as "Salary" for 2013 in the table above represents salary foregone by Mr. Dolan in exchange for the 2013 Dolan Salary Shares.

Mr. Dolan's 2013 "All Other Compensation" of \$25,863 is related to health insurance and comprised of \$20,408 for the Company's portion of his health insurance and \$5,455 for the employee portion of his health insurance, which the Company paid on his behalf as Mr. Dolan did not receive a cash salary in 2013.

- (6) Mr. Greenquist's 2013 "All Other Compensation" of \$3,397 is comprised of \$3,130 related to health insurance and \$267 related to group term life insurance.
- (7) Mr. Abbott's 2013 "All Other Compensation" of \$21,374 is comprised of \$20,408 related to health insurance and \$966 related to group term life insurance.
- (8) Mr. Scarfo's 2013 "All Other Compensation" of \$21,199 is comprised of \$20,408 related to health insurance and \$791 related to group term life insurance.
- (9) Mr. Snider's 2013 "All Other Compensation" of \$20,858 is comprised of \$20,408 related to health insurance and \$450 related to group term life insurance.
- (10) Mr. Castonguay's 2013 "All Other Compensation" of \$16,573 is comprised of \$14,682 related to health insurance and \$1,891 related to group term life insurance.

### Grants of Plan-Based Awards in 2013

The following table sets forth information about incentive plan awards made to the NEOs during the year ended December 31, 2013:

#### 2013 GRANTS OF PLAN-BASED AWARDS

Name	Grant Date	Date of Compensation Committee Action(1)	All Other Stock Awards: Number of Shares of Stock or Units (#)	All Other Option Awards: Number of Securities Underlying Options (#)	Exercise or Base Price of Option Awards (\$/Sh)	Grant Date Fair Value of Stock And Option Awards \$(2)
Raymond P. Dolan(3)	2/15/13	2/14/13	183,824	450,000	\$2.51	\$500,001
	3/15/13	3/11/13				\$662,175
	6/17/13	6/12/13				\$855,665
Mark T. Greenquist	11/15/13	10/24/13	250,000	500,000	\$2.72	\$699,350
	11/15/13	10/24/13				\$680,000
Todd A. Abbott	3/15/13	3/11/13		250,000	\$2.51	\$333,050
	6/17/13	6/12/13		275,000	\$3.30	\$440,110
Anthony Scarfo	2/15/13	2/14/13	150,000	200,000	\$2.51	\$408,000
	3/15/13	3/11/13				\$266,440
	6/17/13	6/12/13				\$440,110
	12/16/13	12/6/13				\$299,280
Jeffrey M. Snider	2/15/13	2/14/13	125,000	150,000	\$2.51	\$340,000
	3/15/13	3/11/13				\$199,830
	6/17/13	6/12/13				\$280,070
Maurice L. Castonguay	—	—	—	—	—	—

- (1) Date on which the Compensation Committee took action to approve the award.
- (2) Amounts reflect the grant date fair values of the restricted stock awards and stock option grants estimated in accordance with ASC 718 as of the respective grant dates.
- (3) On February 15, 2013, Mr. Dolan elected to accept restricted shares of our common stock in lieu of his base salary for the period from January 1, 2013 through December 31, 2013 (the “2013 Dolan Salary Shares”). Mr. Dolan had previously not received any salary payments from the Company for this period. On February 15, 2013, the Company granted Mr. Dolan 183,824 shares of restricted common stock (having a total grant date fair value of \$500,001, equal to Mr. Dolan’s base salary for the year ended December 31, 2013), with the number of shares granted rounded up for fractional shares. The number of shares was calculated by dividing Mr. Dolan’s base salary for the year by \$2.72, the closing price of the Company’s common stock on the date of grant, rounded up for fractional shares. The 2013 Dolan Salary Shares vested in full on December 31, 2013.

In 2013, the Compensation Committee modified performance share awards made in 2012 under the 2007 Plan to provide for performance vesting conditions with respect to the Company’s performance in 2013, which conditions were subsequently satisfied. These awards were reported in the 2012 Grants of Plan-Based Awards Table that was included in the Company’s proxy statement for its 2013 annual meeting of stockholders.

## Outstanding Equity Awards at Fiscal Year End

The following table sets forth information concerning stock options and unvested stock awards held by the Named Executive Officers as of December 31, 2013:

### OUTSTANDING EQUITY AWARDS AT 2013 FISCAL YEAR-END

Name	Option Awards					Stock Awards			
	Number of Securities Underlying Unexercised Options (#) Exercisable	Number of Securities Underlying Unexercised Options (#) Unexercisable(1)	Equity Incentive Plan Awards: Number of Securities Underlying Unexercised Unearned Options (#)	Option Exercise Price (\$)	Option Expiration Date	Number of Shares or Units of Stock that Have Not Vested (#)	Market Value of Shares or Units of Stock That Have Not Vested (\$)(2)	Equity Incentive Plan Awards: Number of Unearned Shares, Units or Other Rights That Have Not Vested (#)	Equity Incentive Plan Awards: Market or Payout Value of Unearned Shares, Units or Other Rights That Have Not Vested (\$)
Raymond P. Dolan	791,667 273,438 — —	208,333 351,262 450,000 450,000		\$3.38 \$2.92 \$2.51 \$3.30	10/12/20 3/16/22 3/15/23 6/17/23	575,166	\$1,811,773		
Mark T. Greenquist	—	500,000		\$2.72	11/15/23	250,000	\$ 787,500		
Todd A. Abbott	322,917 131,250 — —	177,083 168,750 250,000 275,000		\$2.81 \$2.92 \$2.51 \$3.30	5/16/21 3/16/22 3/15/23 6/17/23	343,689	\$1,082,620		
Anthony Scarfo	84,375 43,750 93,750 — — —	65,625 56,250 156,250 200,000 275,000 200,000		\$2.38 \$2.89 \$2.25 \$2.51 \$3.30 \$2.91	9/15/21 3/15/22 6/15/22 3/15/23 6/17/23 12/16/23	260,662	\$ 821,085		
Jeffrey M. Snider	148,750 67,708 22,787 — —	— 57,292 29,296 150,000 175,000		\$1.94 \$2.28 \$2.89 \$2.51 \$3.30	6/15/19 10/17/21 3/15/22 3/15/23 6/17/23	158,088	\$ 497,977		
Maurice L. Castonguay	291,667 63,803	208,333 82,030		\$2.38 \$2.89	6/29/14 6/29/14	255,392	\$ 804,485		

(1) Of Mr. Dolan's 208,333 unvested stock options, 20,833 will vest on the 12<sup>th</sup> of each month through October 12, 2014. Of Mr. Dolan's 351,262 unvested stock options, 13,020 will vest on the 16<sup>th</sup> of each month through March 15, 2016. Of Mr. Dolan's 450,000 unvested stock options (\$2.51 per share exercise price), 112,500 vested on March 15, 2014 and, starting April 15, 2014, 13,021 will vest on the 15<sup>th</sup> of each month, through March 15, 2017. Of Mr. Dolan's 450,000 unvested stock options (\$3.30 per share exercise price), 112,500 will vest on June 17, 2014 and, starting July 17, 2014, 13,021 will vest on the 17<sup>th</sup> of each month through June 17, 2017.

Of Mr. Greenquist's 500,000 unvested stock options, 125,000 will vest on November 15, 2014 and, starting December 15, 2014, 10,417 will vest in monthly increments for the following 36 months through November 15, 2017.

Of Mr. Abbott's 177,083 unvested stock options, 10,417 will vest on the 3<sup>rd</sup> of each month through May 3, 2015. Of Mr. Abbott's 168,750 unvested stock options, 6,250 will vest on the 16<sup>th</sup> of each month through March 16, 2016. Of Mr. Abbott's 250,000 unvested stock options, 62,500 vested on March 15, 2014 and, starting April 15, 2014, 5,208 will vest on the 15<sup>th</sup> of each month through March 15, 2017. Of Mr. Abbott's 275,000 unvested stock options, 68,750 will vest on June 17, 2014 and, starting July 17, 2014, 5,729 will vest on the 17<sup>th</sup> of each month through June 17, 2017.

Of Mr. Scarfo's 65,625 unvested stock options, 3,125 will vest on the 12<sup>th</sup> of each month through September 12, 2014. Of Mr. Scarfo's 56,250 unvested stock options, 2,083 will vest on the 15<sup>th</sup> of each month through March 15, 2016. Of Mr. Scarfo's 156,250 unvested stock options, 5,208 will vest on the 15<sup>th</sup> of each month through June 15, 2016. Of Mr. Scarfo's 200,000 unvested stock options (\$2.51 exercise price), 50,000 vested on March 15, 2014 and, starting April 15, 2014, 4,167 will vest on the 15<sup>th</sup> of each month through March 15, 2017. Of Mr. Scarfo's 275,000 unvested stock options, 68,750 will vest on June 17, 2014 and, starting July 17, 2014, 5,729 will vest on the 17<sup>th</sup> of each month through June 17, 2017. Of Mr. Scarfo's 200,000 unvested stock options (\$2.91 exercise price), 50,000 will vest on December 16, 2014 and, starting January 16, 2015, 4,167 will vest on the 16<sup>th</sup> of each month through December 16, 2017.

Of Mr. Snider's 57,292 unvested stock options, 2,604 will vest on the 17<sup>th</sup> of each month through October 17, 2015. Of Mr. Snider's 29,296 unvested stock options, 1,085 will vest on the 15<sup>th</sup> of each month through March 16, 2016. Of Mr. Snider's 150,000 unvested stock options, 37,500 vested on March 15, 2014 and, starting April 15, 2014, 3,125 will vest on the 15<sup>th</sup> of each month through March 15, 2017. Of Mr. Snider's 175,000 unvested stock options, 43,750 will vest on June 17, 2014 and, starting July 17, 2014, 3,646 will vest on the 17<sup>th</sup> of each month through June 17, 2017.

Of Mr. Castonguay's 208,333 unvested stock options, 31,251 vested following December 31, 2013 and prior to his resignation from the Company on March 31, 2014, and the remaining 177,082 stock options were forfeited as a result of his resignation. Of Mr. Castonguay's 82,030 unvested stock options, 9,114 vested following December 31, 2013 and prior to his resignation from the Company on March 31, 2014, and the remaining 72,916 stock options were forfeited as a result of his resignation.

(2) In accordance with SEC rules, the market value of unvested shares of restricted stock is determined by multiplying the number of such shares by \$3.15, the closing market price of our common stock on December 31, 2013.

*Option Exercises and Stock Vested*

The following table summarizes for the Named Executive Officers in 2013 the number of shares acquired upon the vesting of restricted stock and the value realized, before payout of any applicable withholding tax. None of our Named Executive Officers exercised stock options during 2013.

**2013 OPTION EXERCISES AND STOCK VESTED**

Name	Stock Awards	
	Number of Shares Acquired on Vesting (#)(1)	Value Realized on Vesting (\$)(2)
Raymond P. Dolan . . . . .	814,557	\$2,619,892
Mark T. Greenquist . . . . .	—	\$ —
Todd A. Abbott . . . . .	244,731	\$ 768,148
Anthony Scarfo . . . . .	110,662	\$ 362,341
Jeffrey A. Snider . . . . .	59,339	\$ 206,694
Maurice L. Castonguay . . . . .	255,392	\$ 812,617

(1) Of Mr. Dolan’s 814,557 shares that vested and were released to him in 2013, none were returned to us to satisfy the tax withholding obligation associated with the vesting of the shares. Instead, Mr. Dolan elected to pay the tax withholding obligation himself. 183,824 of these shares were issued to Mr. Dolan in lieu of his base salary for the period from January 1, 2013 through December 31, 2013.

Of Mr. Abbott’s 244,731 shares that vested and were released to him in 2013, 89,122 shares were returned to us to satisfy the tax withholding obligation associated with the vesting of the shares.

Of Mr. Scarfo’s 100,662 shares that vested and were released to him in 2013, 43,371 shares were returned to us to satisfy the tax withholding obligation associated with the vesting of the shares.

Of Mr. Snider’s 59,339 shares that vested and were released to him in 2013, 20,917 shares were returned to us to satisfy the tax withholding obligation associated with the vesting of the shares.

Of Mr. Castonguay’s 255,392 shares that vested and were released to him in 2013, 92,427 shares were returned to us to satisfy the tax withholding obligation associated with the vesting of the shares.

(2) In accordance with SEC rules, the aggregate dollar amount realized upon vesting of shares of restricted stock was determined by multiplying the number of shares by the closing market price of our common stock on the date of vesting.

## EQUITY COMPENSATION PLAN INFORMATION

The following table provides information as of December 31, 2013 with respect to the shares of our common stock that may be issued under our existing equity compensation plans. Information related to the Performance Technologies, Incorporated 2012 Omnibus Incentive Plan (the “2012 Plan”) is not included in the table below since we did not assume the 2012 Plan until February 2014, when we acquired Performance Technologies, Incorporated (“PT”).

<u>Plan Category</u>	(A) <u>Number of Securities to be Issued upon Exercise of Outstanding Options, Warrants and Rights</u>	(B) <u>Weighted Average Exercise Price of Outstanding Options, Warrants and Rights</u>	(C) <u>Number of Securities Remaining Available for Future Issuance Under Equity Compensation Plans (Excluding Securities Reflected in Column A)</u>
Equity Compensation Plans Approved by Stockholders . . . . .	30,856,706(1)	\$3.31(2)	28,035,677(3)
Equity Compensation Plans Not Approved by Stockholders . . . . .	<u>1,852,815(4)</u>	\$2.17(5)	<u>2,066,069(6)</u>
Total . . . . .	<u><u>32,709,521</u></u>		<u><u>30,101,746</u></u>

- (1) Consists of options to purchase common stock of the Company, which do not have voting or other rights of ownership, under the Company’s 2007 Stock Incentive Plan, as amended (the “2007 Plan”), or the Amended and Restated 1997 Stock Incentive Plan. Excludes purchase rights accruing under the Company’s Amended and Restated 2000 Employee Stock Purchase Plan (the “ESPP”).
- (2) Represents the weighted average exercise price for the 25,431,055 outstanding options to purchase the Company’s common stock under the 2007 Plan and 5,425,651 outstanding options to purchase the Company’s common stock under the 1997 Plan.
- (3) Consists of shares available for future issuance under the 2007 Plan and the ESPP. As of December 31, 2013, 16,437,253 shares of common stock were available for issuance under the 2007 Plan and 11,598,424 shares of common stock were available for issuance under the ESPP. In addition to being available for future issuance upon exercise of options that may be granted after December 31, 2013, the shares available under the 2007 Plan may also be issued in the form of restricted stock, restricted stock units, stock appreciation rights, performance-based share awards or other equity-based awards. However, shares granted under the 2007 Plan in the form of awards other than options or stock appreciation rights reduce the remaining available pool of shares at a ratio of 1:1.5.
- (4) In connection with the Company’s August 24, 2012 acquisition of NET, the Company assumed NET’s 2008 Equity Incentive Plan and renamed it the 2008 Stock Incentive Plan (the “2008 Plan”). The amount reported here consists of options to purchase common stock granted under the 2008 Plan following the Company’s acquisition of NET and excludes the options to purchase common stock and restricted stock units that were outstanding as of the date of the acquisition of NET, which awards were assumed by the Company in connection with the acquisition. These excluded awards consist of options to purchase an aggregate of 994,800 shares of common stock, which had a weighted average exercise price of \$1.11 at December 31, 2013, and 82,110 restricted stock units.
- (5) Represents the weighted average exercise price for all options to purchase the Company’s common stock granted under the 2008 Plan since August 24, 2012 (see Note 4 above).

- (6) Represents shares available for future issuance under the 2008 Plan, which we assumed in August 2012 when we acquired NET.

#### 2008 Plan

The shares available under the 2008 Plan may be issued in the form of stock options, restricted stock, stock appreciation rights and performance-based share awards. However, awards granted under the 2008 Plan that are not stock options or stock appreciation rights reduce the remaining available pool of shares at a multiple of 1.25 times the number of shares subject to the awards. Awards granted under the 2008 Plan may only be issued to former NET employees who subsequently became Sonus employees and new Sonus employees, directors, consultants and advisors hired subsequent to the NET acquisition date of August 24, 2012. Incentive stock options may only be granted to employees. The purpose of the 2008 Plan is to encourage ownership in key personnel whose long-term employment or other service relationship with us is considered essential to our continued progress and, thereby, encourage recipients to act in the stockholders' interest and share in our success.

The Board may terminate the 2008 Plan at any time, but the 2008 Plan does not have a set termination date. Any awards outstanding upon the termination of the 2008 Plan will continue to remain outstanding and exercisable in accordance with the terms and provisions of the instruments evidencing those grants. The Board may amend or modify the 2008 Plan, or any part thereof, at any time and for any reason, subject to the requirement that stockholder approval be obtained for any amendment to the 2008 Plan to the extent necessary to comply with applicable laws and that, unless approved by the stockholders of the Company, no amendment may be made that would reduce the minimum exercise price at which options may be granted or cancel outstanding options or stock appreciation rights in exchange for an award with an exercise price less than the exercise price of the original award. Generally, no amendment by the Board or stockholders may alter or impair any award previously granted under the 2008 Plan without the consent of the awardee.

The 2008 Plan is administered by our Board, by a committee appointed by our Board, and/or by other delegates approved by our Board consistent with applicable law (the "Plan Administrator"). Subject to the provisions of the 2008 Plan, the Plan Administrator has exclusive authority, with the ability to delegate such authority, to determine the eligible individuals who are to receive awards and the terms of the awards. The Plan Administrator has the authority to establish rules and regulations for proper plan administration.

*Stock Options:* Subject to applicable law, the Plan Administrator has the authority to determine whether each option is to be an incentive stock option under the federal tax laws, or a "non-statutory" stock option. The exercise price of any option granted under the 2008 Plan may not be less than fair market value of the common stock on the date of grant. The Plan Administrator cannot cancel outstanding options and grant replacement options at a lower exercise price for the same or a different number of shares of common stock without stockholder approval (except in connection with a change of capitalization). The option exercise price may be paid to the Company in cash, in shares of common stock valued at fair market value on the exercise date (subject to any conditions or limitations that may be established by the Plan Administrator), broker-assisted sales acceptable to the Plan Administrator, and any other form of consideration permitted by applicable law (which may include a "net exercise" program), or any combination thereof. Options may be exercisable immediately or may become exercisable in cumulative increments over a period of months or years as determined by the Plan Administrator. The maximum period during which any option may remain outstanding may not exceed seven years. Generally, if an optionee's service to the Company terminates other than by reason of death or disability, vested options will remain exercisable for a period of three months following the optionee's termination. If an optionee dies or becomes disabled while an employee or director of,



or a consultant or independent contractor to, the Company, or dies within three months following termination, the optionee's vested options will be exercisable for one year following death or disability, or if earlier, the expiration of the term of the option. The Plan Administrator may, in its discretion, either extend the exercise period for any option, but not beyond the expiration date, or accelerate the vesting of the option. Incentive stock options are not assignable or transferable other than by will or by the laws of inheritance and, during the optionee's lifetime, the option may be exercised only by the optionee. Other options are generally not assignable or transferable other than by will or by the laws of inheritance, though the Plan Administrator may in its discretion permit transfers that are not for consideration.

*Stock Appreciation Rights:* The Plan Administrator may grant stock appreciation rights either alone, in addition to, or in tandem with other awards granted under the 2008 Plan. Stock appreciation rights become exercisable, in whole or in part, at such times as the Plan Administrator shall specify in the applicable stock award agreement. Upon exercise of a stock appreciation right, in whole or in part, the participant is generally entitled to a payment in an amount equal to the excess of the fair market value on the date of exercise over the fair market value on the grant date of the shares covered by the exercised portion of the stock appreciation right. The amount due to the participant upon exercise of a stock appreciation right may be paid in cash, shares or a combination thereof.

*Grants of Stock:* The Plan Administrator may grant restricted stock awards that, in the discretion of the Plan Administrator, may be vested immediately or may vest over a period of time, as specified in the restricted stock agreement. Whether or not the shares of restricted stock are vested when issued, the awardee will have all rights of a stockholder as of the date of issuance, which will entitle the awardee to voting rights and the right to receive dividends. Unless otherwise provided by the Plan Administrator, upon termination of employment, the unvested shares of restricted stock will be surrendered to the Company for cancellation to the extent not purchased or earned (with Company having the right to repurchase unvested shares that have been purchased or earned) and the awardee will thereafter cease to have any rights in those shares so surrendered or repurchased. In its discretion, the Plan Administrator may waive, in whole or in part, the Company's cancellation of unvested restricted stock held by an employee at termination.

*Adjustments Upon Changes in Capitalization:* In the event of any stock split, reverse stock split, stock dividend, combination or reclassification of our common stock or any other change to the capital structure of the Company (effected without receipt of consideration by the Company), the Plan Administrator will make proportionate adjustments to (1) the number of shares of common stock covered by each outstanding award, (2) the number of shares of common stock which have been authorized for issuance under the 2008 Plan but as to which no awards have yet been granted or which have been returned to the 2008 Plan upon cancellation, forfeiture or expiration of an award or repurchase of shares, (3) the price per share of common stock covered by each such outstanding award under the 2008 Plan, and (4) the Section 162(m) limits under the 2008 Plan.

*Corporate Transactions:* In the event of certain "Corporate Transactions" that constitute a "Change in Control" of Sonus (each as defined in the 2008 Plan), if outstanding options or stock awards are not assumed by the successor corporation or parent thereof or replaced by an equivalent option or stock award for the stock of the successor corporation, then, subject to any limitations imposed at the time of grant, the vesting of such awards will accelerate and become fully exercisable. In addition, the Plan Administrator has discretion, either in advance of or at the time of such a "Change in Control", to provide for the automatic acceleration of awards upon the occurrence of the Change in Control. Options held by an eligible officer will be automatically accelerated if the officer is terminated in conjunction with, or within one year after, the Change in Control.

*Hostile Takeovers:* Eligible executive officers are granted limited stock appreciation rights in connection with a Hostile Take-Over (as defined in the 2008 Plan). Upon the occurrence of a Hostile Take-Over, each option in effect for at least six months will automatically be canceled and the optionee will be entitled to a cash payment as determined under the 2008 Plan.

#### 2012 Plan

We assumed the 2012 Plan in connection with the acquisition of PT in February 2014. The 2012 Plan provides for the award of stock options, restricted stock awards, stock appreciation rights, performance awards and other stock-based awards to applicable individuals. Awards granted under the 2012 Plan that are not stock options or stock appreciation rights reduce the remaining available pool of shares at a multiple of 1.2402 times the number of shares subject to the awards. Any awards issued under the 2012 Plan since the February 19, 2014 acquisition date will only be issued to employees of PT who subsequently become employees of Sonus or other persons who were not performing services for us at the time of the merger, such as new employee hires after February 19, 2014. All unissued shares reserved for further issuance under the 2012 Plan will be substituted with shares of our common stock. The purpose of the 2012 Plan is to encourage ownership in key personnel whose long-term employment or other service relationship with us is considered essential to our continued progress and, thereby, encourage participants to act in the stockholders' interest and share in our success.

The Board may amend, alter or discontinue the 2012 Plan or any award agreement, subject to approval of our stockholders in the manner and to the extent required by applicable law. Subject to the limitations in the 2012 Plan, our Board may at any time unilaterally amend any unexercised, unearned or unpaid award, including, but not by way of limitation, awards earned but not yet paid, to the extent it deems appropriate; provided, however, that (i) any such amendment which, in the opinion of our Board, materially impairs the rights or materially increases the obligation of a participant under an outstanding award will be made only with the consent of the participant (or, upon the participant's death, the person having the right to exercise the award), except that amendments to implement administrative changes to the 2012 Plan that are deemed necessary or advisable by our Board for compliance with laws will not require participant consent, and (ii) no such amendment will cause a violation of Section 409A of the Code. The 2012 Plan was originally approved by the Board of Directors of PT on February 16, 2012, was approved by PT's stockholders and became effective on May 24, 2012.

*Stock Options:* Our Board may grant an option or provide for the grant of an option from time to time in the discretion of our Board or automatically upon the occurrence of specified events. All stock options under the 2012 Plan, except under certain circumstances contemplated in the 2012 Plan, will have a vesting schedule not less than one year from the date of grant. Our Board may award stock options as either "incentive stock options," which are intended to qualify under Section 422 of the Code, or non-qualified stock options. The exercise price of the option is determined by our Board and specified in the applicable option agreement. The 2012 Plan requires all options to have an exercise price of not less than 100% of the fair market value of the shares subject to the option on the date of grant. The duration of the option is set forth in the applicable option agreement. The 2012 Plan requires that no option be granted with a term in excess of 10 years. Additionally, no incentive stock option will be granted more than 10 years from the effective date of the 2012 Plan, or May 24, 2022. Upon exercise, the exercise price of a stock option under the 2012 Plan may, at our Boards' discretion, be paid in cash (or equivalents), or by tendering, by either actual delivery of shares or by attestation, shares of common stock, by withholding shares otherwise issuable in connection with the exercise of the option (but only for non-qualified stock options issued under the 2012 Plan), a combination of the foregoing, or such other consideration as our Board may deem appropriate.

*Stock Appreciation Rights:* A stock appreciation right, or SAR, may be granted either in tandem with an option or freestanding. The 2012 Plan does not permit any SAR to provide for the payment or accrual of dividend equivalents. If a participant is expressly granted an SAR in tandem with an option: (i) the SAR will be exercisable to the extent, and only to the extent, that the related option is exercisable, and the “exercise price” of such SAR (the base from which the value of the SAR is measured at its exercise) will be the exercise price under the related option; (ii) upon exercise of a related option as to some or all of the shares covered by the award, the SAR will be canceled automatically to the extent of the number of shares covered by the option exercise; (iii) upon the exercise of a SAR as to some or all of the shares covered by the award, the related option will be canceled automatically to the extent of the number of shares covered by such exercise; and (iv) the SAR will expire upon the expiration of the related option. If the SAR was not expressly granted in tandem with an option: (a) the SAR will be exercisable in accordance with the terms and conditions and at the times and during the periods as may be determined by our Board; and (b) the SAR will expire not later than ten years from the effective date of such SAR’s grant and generally has the same terms and conditions as options. Our Board may, by way of the award notice or otherwise, determine such other terms, conditions, restrictions and/or limitations, if any, of any SAR award, provided they are not inconsistent with the 2012 Plan. The exercise price or grant price of the SAR is specified in the applicable SAR agreement. The 2012 Plan requires all SARs to have a grant price or exercise price of not less than 100% of the fair market value of our common stock on the date of grant. In the event the SAR is paid in cash, the corresponding cash (or equivalents) thereof will be paid as of the date that the SAR is exercised.

*Restricted Stock Awards:* Our Board, in its discretion, may grant restricted stock awards. Our Board may modify or accelerate the delivery of the restricted stock award under such circumstances as it deems would be in the best interest of Sonus; provided, however, that such action would not cause a violation of Section 409A of the Code. Except as otherwise provided in the 2012 Plan, the period to achieve full vesting for freestanding restricted stock awards granted to participants will not be shorter than three years. Notwithstanding the foregoing, restricted stock awards subject to performance vesting may have a minimum vesting period of one year. In addition, awards to new directors of Sonus or substitute awards made to new hires to replace forfeited awards from a prior employer are not subject to a minimum vesting period.

*Performance Awards:* The performance criteria that will be used to establish performance goal(s) will be limited to the following: increase in total revenue; earnings before interest and taxes; earnings before interest, depreciation, taxes and amortization; return on stockholders’ equity; gross margin; earnings per share; net income; operating income; net profit; operating profits; profits before tax; net cash provided by operating activities; ratio of operating earnings to capital spending; free cash flow; return on assets; equity or stockholders’ equity; and common stock price per share. Following the completion of a performance period, our Board may, and, with respect to covered employees will, review and certify in writing whether, and to what extent, the goals under the performance formula for the performance period have been achieved and, if so, to calculate and certify in writing the amount of the awards earned for the period. Our Board may reduce, eliminate or, except with respect to covered employees, increase the amount of the award earned under the performance formula for the performance period, if in our Board’s sole judgment, such reduction or elimination is appropriate. Unless otherwise provided in the relevant award notice or administrative guide, a participant must be employed by us on the last day of a performance period to be eligible for an earned performance award for such performance period.

*Other Stock-Based Awards:* Our Board may grant other awards of shares of our common stock and other awards that are valued in whole or in part by reference to, or are otherwise based on, shares of our common stock or other property, including without limitation awards entitling a participant to receive shares of our common stock to be delivered in the future.

*Major Corporate Events:* If there is any change in the number of outstanding shares of common stock through the declaration of stock dividends, stock splits or the like, the number of shares available for awards, the shares subject to any award and the option prices or exercise prices of awards will be automatically adjusted. If there is any change in the number of outstanding shares of common stock through any change in our capital structure, or through a merger, consolidation, separation (including a spin-off or other distribution of stock or property), reorganization (whether or not such reorganization comes within the meaning of such term in Section 368(a) of the Code) or partial or complete liquidation, our Board will make appropriate adjustments in the maximum number of shares of common stock which may be granted under the 2012 Plan and any adjustments and/or modifications to outstanding awards under the plans as it, in its sole discretion, deems equitable. In the event of any other change in our capital structure or our common stock (including through payment of an extraordinary cash dividend), our Board will also make such appropriate adjustments in the maximum number of shares of common stock available for grant under the 2012 Plan and any adjustments and/or modifications to outstanding awards under the plans as it, in its sole discretion, deems equitable. The maximum number of shares available for grant under the 2012 Plan will be automatically adjusted to the extent necessary to reflect any dividend equivalents paid in the form of common stock.

*Termination.* The consequences of a termination of a participant's status with Sonus with respect to an award under the 2012 Plan depends upon the type of award granted and the circumstances of such termination. Our Board has the authority to issue rules and regulations to determine the treatment of a participant under the 2012 Plan in the event of such participant's death, disability, retirement, termination for an approved reason and other termination.

#### ***Stock Option and Restricted Stock Grant Policy***

We have six stock incentive plans—the 1997 Plan; the 2007 Plan; the 2008 Plan; the Performance Technologies, Incorporated 2001 Stock Option Plan (the “2001 Plan”); the Performance Technologies, Incorporated 2003 Omnibus Incentive Plan (the “2003 Plan”); and the 2012 Plan (collectively, the “Plans”).

We issued stock options and restricted stock pursuant to the 1997 Plan through November 2007, when the 1997 Plan expired. No shares are available for future issuance under the 1997 Plan due to the 1997 Plan's expiration; however, outstanding options are still being administered under this plan.

We assumed the 2008 Plan in connection with the acquisition of NET in August 2012. Pursuant to such NET acquisition, restricted stock units and in-the-money options issued under the 2008 Plan that were outstanding on August 24, 2012 were assumed by Sonus, together with the 2008 Plan. These awards continue to be subject to and governed by the 2008 Plan and have all the same terms and conditions, except that the awards became awards with respect to our common stock and the number of shares subject to the awards and the exercise prices (in the case of options) were adjusted to reflect the equity award exchange ratio in the acquisition. Any awards issued under the 2008 Plan after the August 24, 2012 acquisition date are required to be issued only to employees of NET who subsequently become employees of Sonus or other persons who were not performing services for us at the time of the merger, such as new employee hires after August 24, 2012.

We assumed the 2001 Plan, the 2003 Plan and the 2012 Plan (collectively, the “PT Plans”) in connection with the acquisition of PT in February 2014. The 2001 Plan had expired for purposes of new options by its terms on May 31, 2011 but was assumed by us solely for the purpose of administering any outstanding options under this plan. The 2003 Plan was also assumed by us solely for the purpose of administering any outstanding awards under such plan as of the PT acquisition date. The only awards assumed from the 2001 Plan and the 2003 Plan were non-qualified stock options, which outstanding options are subject to the terms and conditions of the plan under which they were

granted. No future awards will be granted under either the 2001 Plan or the 2003 Plan. Pursuant to the PT merger, options issued under the 2012 Plan that were outstanding at the closing of the merger were assumed by us, along with the 2012 Plan. These awards continue to be subject to and governed by the 2012 Plan, and have all the same terms and conditions, except that the number of shares subject to the award and the exercise price were adjusted to reflect the equity award exchange ratio in the merger. The 2012 Plan provides for the grant of stock options, stock appreciation rights, restricted stock awards, performance awards and other stock-based awards to applicable individuals. The awards under the PT Plans continue to be subject to and governed by the applicable PT Plan and have all the same terms and conditions, except that the awards became awards with respect to our common stock and the number of shares subject to the awards and the exercise prices (in the case of options) were adjusted to reflect the equity award exchange ratio in the acquisition. Any awards issued under the 2012 Plan since the February 19, 2014 acquisition date are required to be issued only to employees of PT who subsequently become employees of Sonus or other persons who were not performing services for us at the time of the merger, such as new employee hires after February 19, 2014.

We have granted stock options under the Plans as a means of promoting the long-term success of our business because we believe that sharing ownership with our employees aligns their interests with our interests and the interests of our stockholders and encourages our employees to devote the best of their abilities and efforts to our company. Each stock option award specifies the exercise price that the employee must pay to purchase shares of common stock when the option is exercised. The exercise price per share is set at the closing market price of a share of our common stock on the date the option is granted. Employees receive value from their options only if the value of our shares has increased above their value on the date of grant of the options.

#### *New Hire, Promotion and Adjustment Equity Grants*

The Compensation Committee has delegated authority to our Chief Executive Officer, our Chief Administrative Officer and our Vice President of Human Resources to award new hire, promotion and adjustment stock option, restricted stock and restricted stock unit grants within certain established guidelines for the type and seniority of the position held by the recipient; provided, however, that only the Compensation Committee may approve: (i) equity grants to any officer or executive officer of the Company; (ii) new hire equity grants with respect to more than 100,000 shares per person; (iii) new hire, promotion and adjustment stock option, restricted stock and restricted stock unit grants outside of established guidelines for the type and seniority of the position held by the recipient; (iv) all equity grants to consultants; and (v) equity grants other than stock option, restricted stock and restricted stock unit grants.

The Compensation Committee reviews all grants issued under the delegation of authority and, if appropriate, approves the grants of equity at a Compensation Committee meeting or by written consent. The actions taken at the meetings are documented in meeting minutes subsequently approved by the Compensation Committee. The list of proposed individual grants is provided in advance of the Compensation Committee meeting and is included in the meeting minutes.

#### *Annual Equity Incentive Grants*

The Compensation Committee annually considers an equity incentive grant for certain of our key employees, including executives, in connection with its annual review of employee and executive compensation. Typically, employee eligibility is based upon hire date with a required minimum of one year of service. Among the eligible employees, awards are allocated to employees based upon management's evaluation of employee performance and other business criteria, with a weighting towards the Company's strongest performers.

The proposed plan for each year includes overall parameters of the plan and a pool of shares to be allocated under the plan. The Compensation Committee discusses the plan with management and then requests that management provide the Compensation Committee with a specific list of individual grants for employees consistent with the Compensation Committee's guidance. The Compensation Committee determines specific grants for executives. Management then prepares a list of individual grants for employees and executives and submits to the Compensation Committee the list of individual grants for employees and executives. The Compensation Committee reviews and, if appropriate, approves the list of individual grants at a Compensation Committee meeting or by written consent. The actions taken at the meetings are documented in meeting minutes subsequently approved by the Compensation Committee. The list of individual grants is attached to the meeting minutes.

The annual equity incentive grant date is generally March 15 of each year, or the next business day following March 15 if March 15 falls on a weekend or a holiday. In fiscal 2013, the Company decided to provide annual equity incentive awards to its eligible employees in two tranches—approximately half of the grants were awarded to eligible employees on March 15, 2013, and the second half of the grants were awarded on June 17, 2013. Since the Company did not have enough shares to award its desired annual equity incentive grants under the 2007 Plan and the 2008 Plan, the Company waited to grant the second tranche after the 2013 Annual Meeting of Stockholders when the Company's stockholders approved the amendment to the 2007 Plan to increase the maximum number of shares of the Company's common stock issuable under the 2007 Plan by 21 million, from 34,902,701 to 55,902,701. The Compensation Committee retains the right to change the annual equity incentive grant date based on business events that might warrant using another date.

#### *Promotion and Achievement Grants*

From time to time, our management recommends to the Compensation Committee promotion or achievement grants to our employees, including our executives. If the proposed grants are outside the standing delegated authority granted by the Compensation Committee, the Compensation Committee must approve them at a Compensation Committee meeting or, if necessary, by written consent. The actions taken at the meetings are documented in meeting minutes, including all stock option grants approved. Promotion and achievement grants typically have a grant date of the 15<sup>th</sup> day of the month following the Compensation Committee's approval of the grant, or the next business day if such 15<sup>th</sup> day of the month is a weekend or a holiday.

#### *Performance Stock Grants—Generally*

Under the Plans, the Compensation Committee has the authority to approve grants of performance-vested restricted shares, or performance shares, to our employees and executives (subject, in the case of the 2008 Plan and the 2012 Plan, to the requirement that such employees or executives were employees of NET or PT, respectively, who become employees of Sonus after the applicable acquisition or were otherwise not performing services for us at the time of the acquisition). The Compensation Committee, in its sole discretion, may establish the metrics and the vesting schedule underlying such shares. To date, the Compensation Committee has only granted performance shares to certain executive officers. In 2013, the Compensation Committee modified performance share awards made in 2012 under the 2007 Plan to provide for performance vesting conditions with respect to the Company's performance in 2013, which conditions were subsequently satisfied. These awards are subject to further time-based vesting conditions. The vesting schedules for these awards were individually assigned to each NEO who was awarded performance shares. Please see the footnotes to the table on page 53 for specific details relating to the individual vesting schedules for the performance shares awarded to certain NEOs.

Any performance shares that do not vest are forfeited and the shares of common stock underlying the forfeited performance shares will again become available for the grant of awards pursuant to the

terms of the respective Plans unless the Compensation Committee, in its sole discretion, elects to subject any unearned performance shares to further performance- and time-vesting conditions, as happened in February 2013 relative to the performance-based stock awards that were awarded between September 2011 and March 2012.

#### *General Vesting of Stock Options and Restricted Stock*

Under our Plans, provided that an employee continues his or her employment with us, on the applicable vesting date, (i) options will generally vest and become exercisable as follows: 25% of the shares vest on the first anniversary of the grant date or the employee's commencement date (as defined in the applicable notice of grant of stock options and option agreement) and the remaining 75% of the shares vest in equal increments of 2.0833% monthly thereafter through the fourth anniversary of such date; and (ii) restricted stock grants generally vest as follows: 25% of the shares vest on the first anniversary of the grant date or the employee's commencement date and the remaining 75% vest either in equal increments of 12.5% semi-annually through the fourth anniversary of such date or equal increments of 25% annually through the fourth anniversary of such date.

#### *Termination*

Under the 1997 Plan and the 2007 Plan, options typically expire on the tenth anniversary of the grant date (or the fifth anniversary of the grant date, if the optionee owns more than 10% of our common stock), provided that if an employee's employment relationship with us terminates, the option termination date is typically determined based upon the reason for employment termination as follows: (i) death or total and permanent disability of optionee (as defined in Section 22(e)(3) of the Code)—180 days thereafter; or (ii) termination for any other reason—30 days thereafter under the 1997 Plan or 90 days thereafter under the 2007 Plan, unless otherwise extended.

Under the 2008 Plan, options typically expire on the seventh anniversary of the grant date (or the fifth anniversary of the grant date, if the optionee owns more than 10% of our common stock); provided that if an employee's employment relationship with us terminates, the option termination date is typically based upon the reason for employment termination as follows: (a) death or disability—12 months following the termination of employment (or such other period as specified in the applicable option agreement); or (b) termination for any other reason—30 days following the termination of employment.

Under the 2012 Plan, options typically expire on the tenth anniversary of the grant date; provided, that if an employee's employment relationship with us terminates, the option termination date is typically based upon the reason for employment termination as follows: (a) death or disability—12 months following the termination of employment; (b) "retirement" (through a voluntary termination of employment at or after age 60) or for an approved reason—12 months following the termination of employment; (c) termination for any other reason—30 days thereafter; or (d) termination for cause—the right to exercise the option terminates immediately and is forfeited without consideration.

Under the 2003 Plan, options typically expire on the tenth anniversary of the grant date; provided, that if an employee's employment relationship with us terminates, the option termination date is typically based upon the reason for employment termination as follows: (a) death or disability—12 months following the termination of employment; (b) "retirement" (through a voluntary termination of employment at or after age 60) or for an approved reason—12 months following the termination of employment; or (c) termination for any other reason—30 days thereafter.

Under the 2001 Plan, options typically expire on the tenth anniversary of the grant date; provided, that if an employee's employment relationship with us terminates, the option termination date is typically based upon the reason for employment termination as follows: (a) death or

disability—12 months following the termination of employment; or (b) termination for any other reason—30 days thereafter.

Shares of restricted stock granted under the Plans generally vest through the fourth anniversary of the grant date or the employee's commencement date, as applicable. If an employee's employment relationship with us terminates for any reason prior to the fourth anniversary of such date, then effective upon the cessation of his or her employment, the employee will automatically forfeit, without any action required on the part of the employee, all the unvested shares that the employee received under the award without the payment of any consideration by the Company. The forfeited shares of restricted stock revert back to the Company.

We have entered into agreements with certain executives providing for extended terms for stock option grants under the Plans following the executive's termination, as described under "*Executive, Severance and Change of Control Benefits*" below.

#### *Acceleration*

Except as otherwise noted in an employment agreement, in the event of an acquisition of the Company as defined in the 2001 and 2007 Plans, or an Acquisition, or a Change in Control as defined in the 2008 Plan, our stock plan documents provide a pre-determined vesting schedule for such awards.

Except as otherwise noted in an employment agreement or as otherwise provided under either the 2008 Plan with respect to awards granted under the 2008 Plan prior to our acquisition of NET or the 2012 Plan with respect to awards granted under the 2012 Plan prior to our acquisition of PT, effective immediately prior to the occurrence of an Acquisition or Change in Control, (i) the lesser of the number of then unvested shares subject to a stock option award or 25% of the total number of shares subject to that stock option award will become vested, with the balance of the unvested shares subject to the award continuing to vest pursuant to the vesting schedule set forth in the award, except that the vesting schedule will be shortened by 12 months; and (ii) an additional 25% of the number of shares covered by the restricted stock award will become vested and the remaining unvested shares subject to the restricted stock award continuing to vest pursuant to the vesting schedule set forth in the award, except that the vesting schedule will be shortened by 12 months.

We have entered into agreements with certain executives providing for acceleration of the vesting of stock options and restricted stock upon a change of control as described under "*Executive, Severance and Change of Control Benefits*" below.

#### *Executive, Severance and Change of Control Benefits*

To attract and retain key executive officers, the Company has entered into executive agreements that include severance and change of control benefits. In the event, or threat, of a change of control transaction, these agreements reduce uncertainty and provide compensation for the significant levels of executive engagement and support required during an ownership transition that results in the termination of their employment. The severance agreements described in the "*Compensation Discussion and Analysis*" section generally provide that, upon termination of the executive officer's employment without cause, the executive officer is entitled to severance payments and continued health plan premium payments. The severance agreements for each of our Named Executive Officers, with the exception of Mr. Greenquist, were amended on February 15, 2013 to make the change of control provisions more uniform among the Company's executive team. Mr. Greenquist entered into an employment agreement on October 24, 2013, that contained severance provisions. The receipt of the severance benefits discussed below is contingent upon the execution of a release of all claims of any



kind or nature in favor of the Company. The severance agreements, as amended, contain the following provisions:

	Mr. Dolan	Mr. Greenquist	Mr. Castonguay	Mr. Abbott	Mr. Scarfo	Mr. Snider
<b>Basic Severance Benefit</b>						
<b>Severance Payment (Multiple of Base Salary and Target Bonus)</b>	1.5x	1.0x				
<b>Accelerated Vesting of Equity</b>	24 months for restricted stock and options(1)	12 months for restricted stock and options(2)				100% for restricted stock and 12 months for options
<b>Health Benefit Continuation</b>	18 months	12 months				
<b>Change of Control(3) Benefit</b>						
<b>Accelerated Vesting of Equity</b>	50% of unvested options and 50% of unvested restricted stock(4)					100% of unvested options and unvested restricted stock
<b>Severance Following Change of Control(3) Benefit</b>						
<b>Severance Payment (Multiple of Base Salary and Target Bonus)</b>	2.0x	1.5x				
<b>Accelerated Vesting of Equity</b>	100% for options and restricted stock(5)					
<b>Health Benefit Continuation</b>	18 months					
<b>Other Agreement Provisions</b>						
<b>Non-Compete(6)</b>	1 year					
<b>Non-Solicitation(7)</b>	1 year					
<b>Non-Disclosure(8)</b>	Indefinitely					

- (1) If a termination occurs during a performance period for a performance-based share award held by Mr. Dolan, the performance criteria for such award would be deemed achieved at the target level of performance, and of the resulting performance shares that could then vest, 25% would vest immediately and the remainder would have 24 months' accelerated vesting.
- (2) If a termination occurs during a performance period for a performance-based share award held by Mr. Abbott, Mr. Scarfo or Mr. Castonguay, the performance criteria for such award would be deemed achieved at the target performance level, and of the resulting performance shares that could then vest, 25% would vest immediately and the remainder would have 12 months' accelerated vesting.
- (3) "Change in Control" or "Acquisition," as used in the employment agreements signed by the Named Executive Officers, means, in summary: (i) an acquisition of 50 percent or more of either the then-outstanding shares of common stock or the combined voting power of the then-outstanding voting securities excluding certain specified acquisitions; (ii) a change in the composition of the Board such that the individuals who constitute the Board at that point in time cease to constitute a majority of the Board; (iii) consummation of a reorganization, merger or consolidation or sale or other disposition of all or

substantially all of the assets of the Company or the acquisition of shares or assets of another Company excluding certain specified transactions; or (iv) the approval by the stockholders of the Company of a complete liquidation or dissolution of the Company.

- (4) If a “Change in Control” or “Acquisition,” as used in the employment agreements signed by the Named Executive Officers, occurs during a performance period for a performance-based share award held by Mr. Dolan, Mr. Abbott, Mr. Scarfo, or Mr. Castonguay, the performance criteria for such award would be deemed achieved at the target performance level, and of the resulting performance shares that could then vest, 50% of such shares would vest immediately with the remaining shares vesting in equal increments on the first, second, and third anniversaries of the date of the Change in Control or Acquisition.
- (5) If termination occurs during a performance period for a performance-based share award held by Mr. Dolan, Mr. Castonguay, Mr. Abbott, or Mr. Scarfo, the performance criteria for such award would be deemed achieved at the target performance level and all of the resulting performance shares would vest immediately.
- (6) To the extent not provided in a Noncompetition and Confidentiality Agreement previously entered into by the applicable Named Executive Officer with us, each of the employment agreements signed by the Named Executive Officers contains a provision that restricts the executive from performing any acts that advance the interests of any existing or prospective competitors of the Company during the period specified in the agreement.
- (7) To the extent not provided in a Noncompetition and Confidentiality Agreement previously entered into by the applicable Named Executive Officer with us, each of the employment agreements signed by the Named Executive Officers contains a provision that restricts the executive from soliciting employees to terminate their relationship with the Company.
- (8) To the extent not provided in a Noncompetition and Confidentiality Agreement previously entered into by the applicable Named Executive Officer with us, each of the employment agreements signed by the Named Executive Officers contains a provision that restricts the executive from disclosing confidential information as defined in the agreement.

On July 29, 2013, the Company announced that Maurice L. Castonguay, Senior Vice President and Chief Financial Officer, planned to leave the Company. To facilitate an orderly transition of his duties and responsibilities, Mr. Castonguay and the Company entered into a letter agreement (the “Retention Letter”) on July 26, 2013 pursuant to which Mr. Castonguay agreed to remain with the Company through March 31, 2014 (the “Castonguay Separation Date”). The Retention Letter amends certain of the terms of Mr. Castonguay’s employment agreement, dated August 24, 2011, which was previously amended on October 25, 2011, February 15, 2013, and March 28, 2013 (collectively, the “Castonguay Employment Agreement”).

Under the Retention Letter, Mr. Castonguay agreed to continue to perform the duties and responsibilities of his then current roles as Senior Vice President, Chief Financial Officer, Treasurer and Principal Accounting Officer of the Company until the earlier of (i) the time that his successor is hired, at which time Mr. Castonguay agreed to relinquish his then current positions and provide transition services at the Company’s request in the role of Senior Consultant—Finance through the Castonguay Separation Date and (ii) the Castonguay Separation Date.

Pursuant to the Retention Letter, the terms of Mr. Castonguay’s employment through the Castonguay Separation Date remained substantially unchanged from those previously in effect except that:

- With respect to termination prior to the Castonguay Separation Date, (i) Mr. Castonguay no longer had the right to terminate his employment with the Company for “Good Reason” (as defined in the Castonguay Employment Agreement), (ii) the Company agreed not to terminate Mr. Castonguay’s employment without “Cause” (as defined in the Castonguay Employment Agreement) and (iii) the Company’s right to terminate Mr. Castonguay for “Cause” arising out

of repeated failure of Mr. Castonguay to perform his job duties could be based only on Mr. Castonguay's actions or inaction occurring after July 26, 2013.

- The Company agreed to continue to pay its share of Mr. Castonguay's health insurance premiums for Mr. Castonguay and his dependents between the Castonguay Separation Date and the earlier of the date Mr. Castonguay accepts other employment that provides him with commensurate insurance coverage, or March 31, 2015, but not provide any other benefits that would be due under the Castonguay Employment Agreement upon a termination without "Cause" or for "Good Reason."
- Mr. Castonguay's right to receive acceleration of his unvested equity upon an Acquisition (as that term is defined in the Castonguay Employment Agreement) would cease when he ceased to be the Chief Financial Officer of the Company.

#### **POTENTIAL PAYMENTS UPON TERMINATION OR UPON CHANGE IN CONTROL**

The table below shows potential payments to the Named Executive Officers with severance or change in control arrangements upon termination or upon a change in control of our Company, with the exception of Mr. Castonguay, who resigned on October 29, 2013 as Senior Vice President and Chief Financial Officer effective November 1, 2013. The amounts shown assume that termination and/or change in control was effective as of December 31, 2013, the last day of our fiscal year, and are estimates of the amounts that would have been paid to or realized by the Named Executive Officers upon such a termination or change in control on such date. The actual amounts to be paid or realized can only be determined at the time of a Named Executive Officer's termination or following a change in control.

On July 29, 2013, we announced that Mr. Castonguay planned to leave the Company. To facilitate an orderly transition of his duties and responsibilities, Mr. Castonguay and the Company entered into a letter agreement on July 26, 2013 under which Mr. Castonguay agreed to remain with the Company through March 31, 2014. Under the July 26, 2013 letter agreement, Mr. Castonguay agreed to continue to perform the duties and responsibilities of his current roles as Senior Vice President, Chief Financial Officer, Treasurer and Principal Accounting Officer of the Company until the earlier of (i) the time that his successor is hired, at which time Mr. Castonguay agreed to relinquish his current positions and provide transition services at the Company's request in the role of Senior Consultant—Finance through March 31, 2014 and (ii) March 31, 2014. On October 29, 2013, Mr. Castonguay resigned as Senior Vice

President and Chief Financial Officer, effective November 1, 2013. Mr. Castonguay did not receive any severance payment in connection with his resignation.

	<u>Termination without Cause or for Good Reason(1)</u>	<u>Change in Control(2)</u>	<u>Termination without Cause or for Good Reason following Change in Control</u>
<b>Raymond P. Dolan</b>			
Cash Severance(3) . . . . .	\$1,500,000	\$ —	\$2,000,000
Stock Options(4) . . . . .	269,798	184,430	368,859
Stock Awards(5) . . . . .	1,400,540	905,886	1,811,773
Health Benefits . . . . .	23,329	—	23,329
	<u>\$3,193,667</u>	<u>\$1,090,316</u>	<u>\$4,203,961</u>
<b>Mark T. Greenquist</b>			
Cash Severance(3) . . . . .	\$ 630,000	\$ —	\$ 945,000
Stock Options(4) . . . . .	103,021	107,500	215,000
Stock Awards(6) . . . . .	196,875	393,750	1,404,787
Health Benefits . . . . .	15,553	—	23,329
	<u>\$ 945,449</u>	<u>\$ 501,250</u>	<u>\$2,588,116</u>
<b>Todd A. Abbott</b>			
Cash Severance(3) . . . . .	\$ 700,000	\$ —	\$1,050,000
Stock Options(4) . . . . .	129,750	129,510	259,021
Stock Awards(7) . . . . .	652,775	541,310	1,082,620
Health Benefits . . . . .	15,508	—	23,263
	<u>\$1,498,033</u>	<u>\$ 670,820</u>	<u>\$2,414,904</u>
<b>Anthony Scarfo</b>			
Cash Severance(3) . . . . .	\$ 700,000	\$ —	\$1,050,000
Stock Options(4) . . . . .	159,625	190,891	381,781
Stock Awards(8) . . . . .	397,804	410,543	821,085
Health Benefits . . . . .	15,553	—	23,329
	<u>\$1,272,982</u>	<u>\$ 601,434</u>	<u>\$2,276,195</u>
<b>Jeffrey M. Snider</b>			
Cash Severance(3) . . . . .	\$ 525,000	\$ —	\$ 787,500
Stock Options(4) . . . . .	72,573	153,461	153,461
Stock Awards(9) . . . . .	497,977	497,977	497,977
Health Benefits . . . . .	15,553	—	23,329
	<u>\$1,111,103</u>	<u>\$ 651,438</u>	<u>\$1,462,267</u>

(1) Assumes employment termination without a change in control. “Change in Control” or “Acquisition,” as used in each of the employment agreements or executive severance and arbitration agreement, as applicable, signed by the Named Executive Officers, means, in summary: (i) an acquisition of 50 percent or more of either the then-outstanding shares of common stock or the combined voting power of the then-outstanding voting securities excluding certain specified acquisitions; (ii) a change in the composition of the Board such that the individuals who constitute the Board at that point in time cease to constitute a majority of the Board; (iii) consummation of a reorganization, merger or consolidation or sale or other disposition of all or substantially all of

the assets of the Company or the acquisition of shares or assets of another Company excluding certain specified transactions; or (iv) the approval by the stockholders of the Company of a complete liquidation or dissolution of the Company.

- (2) If the Company is acquired, 50% of all unvested stock options and 50% of unvested shares of restricted stock will vest immediately and the rest of the unvested stock options and shares of restricted stock will vest according to their terms, except that in the case of Mr. Snider all of his outstanding stock options and restricted stock would vest in full.
- (3) Pursuant to Mr. Dolan's agreement, as amended, Mr. Dolan would be entitled to lump sum cash severance payments equal to 1.5 times his then-current base salary payable at the time of termination (or 2.0 times his then-current base salary if his termination follows an acquisition) and 1.5 times his then-target bonus payable at the time of termination (or 2.0 times his then-target bonus if a termination follows an acquisition).

Pursuant to the terms of their respective agreements, as amended, Mr. Greenquist, Mr. Abbott, Mr. Scarfo and Mr. Snider would be entitled to cash severance payments equal to their then-current base salary, less applicable state and federal withholdings, paid by the Company either in a lump sum or in accordance with the Company's usual payroll practices for a period of twelve months following the termination date (or if a termination follows an acquisition, in a lump sum or for a period of 18 months following the date of termination). The Company would pay Mr. Greenquist, Mr. Abbott, Mr. Scarfo and Mr. Snider their then-current annual target bonus at 100% of target, less applicable state and federal withholdings, in a lump sum (or their respective then-current annual target bonus at 150% of target if a termination follows an acquisition).

Each of Messrs. Dolan, Greenquist, Abbott, Scarfo and Snider must sign a release of all claims of any kind or nature in favor of the Company before receipt of any such severance payments.

- (4) These amounts represent the gains that would be realized on the stock options held by each of our Named Executive Officers that were in the money on December 31, 2013 related to the accelerated vesting of their stock options.
- (5) Under Mr. Dolan's agreement, as amended, in the event of his termination without Cause or for Good Reason, the vesting of his restricted stock would be accelerated by 24 months, except that if such termination occurs in connection with a change of control the vesting of his restricted stock would be fully accelerated. If such termination occurs during a performance period for a performance-based share award held by Mr. Dolan, the performance criteria for such award would be deemed achieved at the target level of performance, and of the resulting performance shares that could then vest, 25% would vest immediately and the remainder would have 24 months' accelerated vesting.
- (6) Under Mr. Greenquist's agreement, as amended, in the event of his termination without Cause or for Good Reason, the vesting of his restricted stock would be accelerated by 12 months, except that if such termination occurs in connection with a change of control the vesting of his restricted stock would be fully accelerated. If such termination occurs during a performance period for a performance-based share award held by Mr. Greenquist, the performance criteria for such award would be deemed achieved at the target performance level, and of the resulting performance shares that could then vest, 25% would vest immediately and the remainder would have 12 months' accelerated vesting.
- (7) Under Mr. Abbott's agreement, as amended, in the event of his termination without Cause or for Good Reason, the vesting of his restricted stock would be accelerated by 12 months, except that if such termination occurs in connection with a change of control the vesting of his restricted stock would be fully accelerated. If such termination occurs during a performance period for a performance-based share award held by Mr. Abbott, the performance criteria for such award

would be deemed achieved at the target performance level, and of the resulting performance shares that could then vest, 25% would vest immediately and the remainder would have 12 months' accelerated vesting.

- (8) Under Mr. Scarfo's agreement, as amended, in the event of his termination without Cause or for Good Reason, the vesting of his restricted stock would be accelerated by 12 months, except that if such termination occurs in connection with a change of control the vesting of his restricted stock would be fully accelerated. If such termination occurs during a performance period for a performance-based share award held by Mr. Scarfo, the performance criteria for such award would be deemed achieved at the target performance level, and of the resulting performance shares that could then vest, 25% would vest immediately and the remainder would have 12 months' accelerated vesting.
- (9) Under Mr. Snider's agreement, as amended, in the event of his termination without Cause or for Good Reason, whether or not related to a change of control, 100% of the restricted shares to which he is entitled would vest immediately.

#### **STOCKHOLDER PROPOSALS FOR INCLUSION IN 2015 PROXY STATEMENT**

To be considered for inclusion in the proxy statement relating to our annual meeting of stockholders to be held in 2015, stockholder proposals must be received at our principal executive offices no later than January 5, 2015, which is not less than 120 calendar days before the date of our proxy statement released to our stockholders in connection with the prior year's annual meeting of stockholders, and must otherwise comply with the rules promulgated by the SEC. If the date of next year's annual meeting is changed by more than 30 days from the anniversary date of this year's annual meeting on June 11, 2014, then the deadline is a reasonable time before we begin to print and mail proxy materials.

#### **STOCKHOLDER PROPOSALS FOR PRESENTATION AT 2015 ANNUAL MEETING**

According to our by-laws, we must receive other proposals of stockholders (including director nominations) intended to be presented at the 2015 annual meeting of stockholders but not included in the proxy statement by the close of business on March 13, 2015, but not before February 11, 2015, which is not later than the ninetieth (90<sup>th</sup>) day nor earlier than the one hundred twentieth (120<sup>th</sup>) day prior to the first anniversary of the date of the 2014 annual meeting of stockholders. Such proposals must be delivered to the Secretary of the Company at our principal executive office. However, in the event the 2015 annual meeting of stockholders is scheduled to be held on a date before May 12, 2015, or after August 20, 2015, which are dates 30 days before or 70 days after the first anniversary of our 2014 annual meeting of stockholders, then your notice must be received by us at our principal executive office not earlier than the close of business on the 120<sup>th</sup> day prior to such annual meeting and not later than the close of business on the later of the 90<sup>th</sup> day before the scheduled date of such annual meeting or the 10<sup>th</sup> day after the day on which we first make a public announcement of the date of such annual meeting. Any proposals that are not made in accordance with the above standards may not be presented at the 2015 annual meeting of stockholders.

#### **STOCKHOLDERS SHARING THE SAME ADDRESS**

We have adopted a procedure called "householding." Under this procedure, we are delivering only one copy of the annual report and Proxy Statement to multiple stockholders who share the same address and have the same last name, unless we have received contrary instructions from an affected stockholder. Stockholders who participate in householding will continue to receive separate proxy cards.

We will deliver promptly upon written or oral request a separate copy of the annual report and the Proxy Statement to any stockholder at a shared address to which a single copy of either of those

documents was delivered. To receive a separate copy of the annual report or Proxy Statement, please submit your request to Broadridge Financial Solutions by calling 1-800-579-1639 or by following the instructions on your notice of Internet availability of proxy materials to request delivery of paper copies through the Internet or by e-mail, or in writing addressed to Sonus Networks, Inc., 4 Technology Park Drive, Westford, MA 01886 Attn: Investor Relations.

If you are a holder of record and would like to revoke your householding consent and receive a separate copy of the annual report or Proxy Statement in the future, please contact Broadridge Household Department, 51 Mercedes Way, Edgewood, NY 11717, tel. 800-542-1061. You will be removed from the householding program within 30 days of receipt of the revocation of your consent.

Any stockholders of record who share the same address and currently receive multiple copies of our annual report and Proxy Statement who wish to receive only one copy of these materials per household in the future please contact Broadridge Household Department at the contact information listed above to participate in the householding program.

A number of brokerage firms have instituted householding. If you hold your shares in "street name," please contact your bank, broker or other holder of record to request information about householding.

#### **FORM 10-K**

Our Annual Report on Form 10-K for the year ended December 31, 2013, which was filed with the SEC effective February 28, 2014, is being delivered to stockholders in connection with this proxy solicitation. With the payment of an appropriate processing fee, we will provide copies of the exhibits to our Annual Report on Form 10-K. Please address all such requests to the Investor Relations department at our principal executive offices at 4 Technology Park Drive, Westford, MA 01886.

#### **OTHER MATTERS**

Our Board knows of no other matters to be submitted at the meeting and the deadline under our by-laws for submission of matters by stockholders has passed. If any other matters properly come before the meeting, it is the intention of the persons named in the enclosed form of proxy to vote the shares they represent as our Board may recommend.

We will pay the costs of soliciting proxies from stockholders. We have engaged Georgeson, Inc. as our proxy solicitor to help us solicit proxies from brokers, bank nominees and other institutions for a fee of \$10,000, plus reasonable out-of-pocket expenses. In addition to soliciting proxies by mail, by telephone and via the Internet, our directors, executive officers and other employees may solicit proxies, either personally or by other electronic means, on our behalf, without additional compensation, other than the time expended and communications charges in making such solicitations. We will also request brokerage houses, custodians, nominees and fiduciaries to forward copies of the proxy material to those persons for whom they hold shares and request instructions for voting the proxies. We will reimburse such brokerage houses and other persons for their reasonable expenses in connection with this distribution.

By Order of the Board of Directors,



Mark T. Greenquist  
Chief Financial Officer

Westford, Massachusetts  
April 24, 2014

**SONUS NETWORKS, INC.****Discussion of Non-GAAP Financial Measures**

Sonus management uses a number of different financial measures, both GAAP and non-GAAP, in analyzing and assessing the overall performance of the business, making operating decisions, planning and forecasting future periods, and determining payments under compensation programs. Our annual financial plan is prepared both on a GAAP and non-GAAP basis, and the non-GAAP annual financial plan is approved by our board of directors. Continuous budgeting and forecasting for revenue and expenses are conducted on a non-GAAP basis (in addition to GAAP) and actual results on a non-GAAP basis are assessed against the annual financial plan. We consider the use of non-GAAP financial measures helpful in assessing the core performance of our continuing operations and liquidity, and when planning and forecasting future periods. By continuing operations we mean the ongoing results of the business excluding certain costs, including, but not limited to: stock-based compensation, amortization of intangible assets, depreciation expense related to the fair value of acquired property and equipment, impairment of intangible assets, write-off of prepaid royalties for software licenses, acquisition-related costs and restructuring. We also consider the use of non-GAAP earnings per share helpful in assessing the performance of the continuing operations of our business. While our management uses these non-GAAP financial measures as a tool to enhance their understanding of certain aspects of our financial performance, our management does not consider these measures to be a substitute for, or superior to, GAAP measures. In addition, our presentations of these measures may not be comparable to similarly titled measures used by other companies. These non-GAAP financial measures should not be considered alternatives for, or in isolation from, the financial information prepared and presented in accordance with GAAP.

Investors are cautioned that there are material limitations associated with the use of non-GAAP financial measures as an analytical tool. In particular, many of the adjustments to Sonus' financial measures reflect the exclusion of items that are recurring and will be reflected in our financial results for the foreseeable future.

Stock-based compensation is different from other forms of compensation, as it is a non-cash expense. For example, a cash salary generally has a fixed and unvarying cash cost. In contrast, the expense associated with an equity-based award is generally unrelated to the amount of cash ultimately received by the employee, and the cost to us is based on a stock-based compensation valuation methodology and underlying assumptions that may vary over time. We believe that excluding non-cash stock-based compensation expense from our operating results facilitates the ability of readers of our financial statements to compare our financial results to our historical operating results and to other companies in our industry.

We exclude the amortization of acquired intangible assets from non-GAAP expense and income measures. These amortization amounts are inconsistent in frequency and amount and are significantly impacted by the timing and size of acquisitions. Although we exclude amortization of acquired intangible assets from our non-GAAP expenses, we believe that it is important for investors to understand that intangible assets contribute to revenue generation. We believe that excluding the non-cash amortization of intangible assets facilitates the comparison of our financial results to our historical operating results and to other companies in our industry as if the acquired intangible assets had been developed internally rather than acquired.

As part of the assessment of the assets acquired and liabilities assumed in connection with the acquisition of Network Equipment Technologies, Inc., we were required to increase the aggregate fair



value of acquired property and equipment by \$2.0 million. The acquired property and equipment is being depreciated over a weighted average useful life of approximately 2.5 years. We believe that excluding the incremental depreciation expense resulting from the fair value write-up of this acquired property and equipment in 2012 facilitates the comparison of our operating results to our historical results and to other companies in our industry.

In the second quarter of 2013, we recorded \$0.6 million of expense for the impairment of an intellectual property intangible asset which we determined had no future value as of June 28, 2013. We believe that excluding the impairment of intangible assets facilitates the comparison of our financial results to our historical operating results and to other companies in our industry.

In the fourth quarter of 2012, we wrote off \$7.1 million of prepaid royalties for software licenses related to products from which we do not expect to derive future revenues. We believe that excluding the write-off of these prepaid royalties facilitates the comparison of our product gross margins to our historical operating results and other companies in our industry.

We consider certain transition, integration and other acquisition-related costs to be unpredictable and dependent on a significant number of factors that may be outside of our control. We do not consider these acquisition-related costs to be related to the continuing operations of the acquired business or the Company. In addition, the size, complexity and/or volume of an acquisition, which often drives the magnitude of acquisition-related costs, may not be indicative of such future costs. We believe that excluding acquisition-related costs facilitates the comparison of our financial results to our historical operating results and to other companies in our industry.

In August 2012, we announced that we had committed to a restructuring initiative to streamline operations and reduce operating costs by closing and consolidating certain facilities and reducing our worldwide workforce. In connection with this initiative we have recorded restructuring expense in both 2013 and 2012. We believe that excluding restructuring expense facilitates the comparison of our financial results to our historical operating results and to other companies in our industry.

We believe that providing non-GAAP information to investors, in addition to the GAAP presentation, will allow investors to view the financial results in the way management views the operating results. We further believe that providing this information helps investors to better understand our financial performance and evaluate the efficacy of the methodology and information used by our management to evaluate and measure such performance.

The following is a reconciliation of the non-GAAP measures presented in this Proxy Statement to the most comparable financial measures calculated in accordance with GAAP.

**SONUS NETWORKS, INC.**  
**Reconciliation of Non-GAAP and GAAP Financial Measures**  
**(unaudited)**

**Actuals—Three months and year ended December 31, 2013 (Q413 and FY13)**

	<u>Three months ended December 31, 2013</u>	<u>Year ended December 31, 2013</u>
<b>Gross margin</b>		
GAAP as reported . . . . .	63.5%	62.3%
Stock-based compensation expense . . . . .	0.4%	0.4%
Amortization of intangible assets . . . . .	0.8%	0.9%
Non-GAAP . . . . .	<u>64.7%</u>	<u>63.6%</u>
<b>Operating expenses (in thousands)</b>		
GAAP as reported . . . . .	\$ 48,445	\$193,535
Stock-based compensation expense . . . . .	(4,394)	(16,642)
Amortization of intangible assets . . . . .	(526)	(2,304)
Impairment of intangible assets . . . . .	—	(600)
Acquisition-related expense . . . . .	(93)	(93)
Restructuring . . . . .	(624)	(5,411)
Non-GAAP . . . . .	<u>\$ 42,808</u>	<u>\$168,485</u>
<b>Net income (loss) (in thousands)</b>		
GAAP as reported . . . . .	\$ 272	\$ (22,119)
Stock-based compensation expense . . . . .	4,736	17,873
Amortization of intangible assets . . . . .	1,086	4,546
Impairment of intangible assets . . . . .	—	600
Acquisition-related expense . . . . .	93	93
Restructuring . . . . .	624	5,411
Non-GAAP . . . . .	<u>\$ 6,811</u>	<u>\$ 6,404</u>
<b>Diluted earnings per share or (loss) per share</b>		
GAAP . . . . .	\$ —	\$ (0.08)
Non-GAAP . . . . .	\$ 0.02	\$ 0.02
<b>Shares used to compute diluted earnings per share or (loss) per share</b>		
GAAP . . . . .	273,490	278,428
Non-GAAP . . . . .	273,490	280,857

**Actuals—Three months ended December 31, 2012 (fourth quarter of 2012)**

	<u>Three months ended December 31, 2012</u>
<b>Net income (loss) (in thousands)</b>	
GAAP as reported . . . . .	\$(16,387)
Stock-based compensation expense . . . . .	2,463
Amortization of intangible assets . . . . .	1,869
Depreciation expense—fair value of acquired property and equipment . . . . .	601
Write-off of prepaid royalties for software licenses . . . . .	7,083
Acquisition-related expense . . . . .	439
Restructuring . . . . .	5,683
Non-GAAP . . . . .	<u>\$ 1,751</u>
<b>Diluted earnings per share or (loss) per share</b>	
GAAP . . . . .	\$ (0.06)
Non-GAAP . . . . .	\$ 0.01
<b>Shares used to compute diluted earnings per share or (loss) per share</b>	
GAAP . . . . .	280,773
Non-GAAP . . . . .	281,236

**SONUS NETWORKS, INC.**  
**Reconciliation of Non-GAAP and GAAP Financial Measures**  
**(unaudited)**

**Guidance—Three months and year ended December 31, 2013 (Q413 and FY13)**  
**As published October 29, 2013**

	<b>Three months ended December 31, 2013</b>		<b>Year ended December 31, 2013</b>	
	<b>Range</b>		<b>Range</b>	
<b>Gross margin</b>				
GAAP outlook . . . . .	62.8%	63.2%	62.2%	62.3%
Stock-based compensation . . . . .	0.4%	0.4%	0.4%	0.4%
Amortization of intangible assets . . . . .	0.8%	0.9%	0.9%	0.8%
Non-GAAP outlook . . . . .	<u>64.0%</u>	<u>64.5%</u>	<u>63.5%</u>	<u>63.5%</u>
<b>Operating expenses (in millions)</b>				
GAAP outlook . . . . .	\$ 46.3	\$ 47.3	\$191.2	\$192.2
Stock-based compensation . . . . .	(4.3)	(4.3)	(16.5)	(16.5)
Amortization of intangible assets . . . . .	(0.5)	(0.5)	(2.3)	(2.3)
Impairment of intangible assets . . . . .	—	—	(0.6)	(0.6)
Restructuring . . . . .	(2.0)	(2.0)	(6.8)	(6.8)
Non-GAAP outlook . . . . .	<u>\$ 39.5</u>	<u>\$ 40.5</u>	<u>\$165.0</u>	<u>\$166.0</u>
<b>Earnings (loss) per share</b>				
GAAP outlook . . . . .	\$(0.01)	\$(0.01)	\$(0.09)	\$(0.09)
Stock-based compensation expense . . . . .	0.02	0.02	0.06	0.06
Amortization of intangible assets . . . . .	*	*	0.02	0.02
Impairment of intangible assets . . . . .	—	—	*	*
Restructuring . . . . .	0.01	0.01	0.03	0.03
Non-GAAP outlook . . . . .	<u>\$ 0.02</u>	<u>\$ 0.02</u>	<u>\$ 0.02</u>	<u>\$ 0.02</u>

\* Less than \$0.01 impact on earnings per share.

**Guidance—Year ended December 31, 2013 (FY13)**  
**As published February 20, 2013**

	<b>Year ended December 31, 2013</b>	
	<b>Range</b>	
<b>Gross margin</b>		
GAAP outlook . . . . .	62.7%	63.7%
Stock-based compensation . . . . .	0.5%	0.5%
Amortization of intangible assets . . . . .	0.8%	0.8%
Non-GAAP outlook . . . . .	<u>64.0%</u>	<u>65.0%</u>
<b>Operating expenses (in millions)</b>		
GAAP outlook . . . . .	\$186.8	\$187.8
Stock-based compensation . . . . .	(11.3)	(11.3)
Amortization of intangible assets . . . . .	(2.5)	(2.5)
Restructuring . . . . .	(2.0)	(2.0)
Non-GAAP outlook . . . . .	<u>\$171.0</u>	<u>\$172.0</u>
<b>Earnings (loss) per share</b>		
GAAP outlook . . . . .	\$(0.07)	\$(0.06)
Stock-based compensation expense . . . . .	0.04	0.04
Amortization of intangible assets . . . . .	0.02	0.02
Restructuring . . . . .	0.01	0.01
Non-GAAP outlook . . . . .	<u>\$ —</u>	<u>\$ 0.01</u>

\* Less than \$0.01 impact on earnings per share.

**Performance Conditions—Half-Year Goal, Actual First Half-Year  
Performance and Full-Year Goal (six months ended June 28, 2013 and  
year ended December 31, 2013)**

	<b>Half-Year Goal Six months ended June 28, 2013</b>	<b>Full-Year Goal Year ended December 31, 2013</b>
<b>Earnings (loss) per share</b>		
GAAP goal . . . . .	\$(0.08)	\$(0.09)
Stock-based compensation . . . . .	0.02	0.06
Amortization of intangible assets . . . . .	*	0.02
Impairment of intangible assets . . . . .	—	*
Restructuring . . . . .	<u>0.02</u>	<u>0.03</u>
Non-GAAP goal . . . . .	<u>\$(0.04)</u>	<u>\$ 0.02</u>

\* Less than \$0.01 impact on earnings per share.

	<b>Actual First Half-Year Performance Six months ended June 28, 2013</b>
<b>Net income (loss) (in thousands)</b>	
GAAP as reported . . . . .	\$(18,618)
Stock-based compensation expense . . . . .	8,764
Amortization of intangible assets . . . . .	2,373
Impairment of intangible assets . . . . .	600
Restructuring . . . . .	<u>3,647</u>
Non-GAAP . . . . .	<u>\$ (3,234)</u>
<b>Diluted earnings per share or (loss) per share</b>	
GAAP . . . . .	\$ (0.07)
Non-GAAP . . . . .	\$ (0.01)
<b>Shares used to compute diluted earnings per share or (loss) per share</b>	
GAAP . . . . .	281,973
Non-GAAP . . . . .	281,973



Form 10-K

**UNITED STATES  
SECURITIES AND EXCHANGE COMMISSION  
WASHINGTON, D.C. 20549**

**FORM 10-K**

**ANNUAL REPORT PURSUANT TO SECTION 13 OR 15(d) OF THE SECURITIES EXCHANGE ACT OF 1934**

For the fiscal year ended December 31, 2013

**TRANSITION REPORT PURSUANT TO SECTION 13 OR 15(d) OF THE SECURITIES EXCHANGE ACT OF 1934**

Commission File Number 001-34115

**SONUS NETWORKS, INC.**

(Exact name of Registrant as specified in its charter)

**DELAWARE**

(State or other jurisdiction of incorporation or organization)

**04-3387074**

(I.R.S. Employer Identification No.)

**4 Technology Park Drive, Westford, Massachusetts 01886**

(Address of principal executive offices, including zip code)

**(978) 614-8100**

(Registrant's telephone number, including area code)

Securities registered pursuant to Section 12(b) of the Act:

Title of each class

Common Stock, par value \$0.001

Name of each exchange on which registered

The NASDAQ Global Select Market

Securities registered pursuant to Section 12(g) of the Act: **None**

Indicate by check mark if the registrant is a well-known seasoned issuer, as defined in Rule 405 of the Securities

Act. Yes  No

Indicate by check mark if the registrant is not required to file reports pursuant to Section 13 or Section 15(d) of the

Act. Yes  No

Indicate by check mark whether the registrant (1) has filed all reports required to be filed by Section 13 or 15(d) of the Securities Exchange Act of 1934 during the preceding 12 months (or for such shorter period that the Registrant was required to file such reports), and (2) has been subject to such filing requirements for the past 90 days. Yes  No

Indicate by check mark whether the registrant has submitted electronically and posted on its corporate Web site, if any, every Interactive Data File required to be submitted and posted pursuant to Rule 405 of Regulation S-T (§232.405 of this chapter) during the preceding 12 months (or for such shorter period that the registrant was required to submit and post such files). Yes  No

Indicate by check mark if disclosure of delinquent filers pursuant to Item 405 of Regulation S-K (§229.405 of this chapter) is not contained herein, and will not be contained, to the best of the registrant's knowledge, in definitive proxy or information statements incorporated by reference in Part III of this Form 10-K or any amendment to this Form 10-K.

Indicate by check mark whether the registrant is a large accelerated filer, an accelerated filer, a non-accelerated filer or a smaller reporting company. See definitions of "large accelerated filer," "accelerated filer" and "smaller reporting company" in Rule 12b-2 of the Exchange Act. (Check one):

Large accelerated filer

Accelerated filer

Non-accelerated filer   
(Do not check if a smaller reporting company)

Smaller reporting company

Indicate by check mark whether the registrant is a shell company (as defined in Rule 12b-2 of the Exchange Act). Yes  No

The aggregate market value of the common stock held by non-affiliates of the Registrant was approximately \$529,226,000 based on the closing price for the Common Stock on the NASDAQ Global Select Market on June 28, 2013. As of February 14, 2014, there were 266,388,259 shares of common stock, \$0.001 par value, outstanding.

**DOCUMENTS INCORPORATED BY REFERENCE**

Portions of the definitive Proxy Statement to be delivered to stockholders in connection with the Registrant's 2014 Annual Meeting of Stockholders are incorporated by reference into Part III of this report.

**SONUS NETWORKS, INC.**  
**FORM 10-K**  
**YEAR ENDED DECEMBER 31, 2013**  
**TABLE OF CONTENTS**

<u>Item</u>	<u>Page</u>
Cautionary Note Regarding Forward-Looking Statements	3
<b>Part I</b>	
1. Business	4
1A. Risk Factors	12
1B. Unresolved Staff Comments	28
2. Properties	29
3. Legal Proceedings	29
4. Mine Safety Disclosures	29
<b>Part II</b>	
5. Market for Registrant's Common Equity, Related Stockholder Matters and Issuer Purchases of Equity Securities	30
6. Selected Financial Data	33
7. Management's Discussion and Analysis of Financial Condition and Results of Operations	35
7A. Quantitative and Qualitative Disclosures about Market Risk	51
8. Financial Statements and Supplementary Data	53
9. Changes in and Disagreements with Accountants on Accounting and Financial Disclosure	90
9A. Controls and Procedures	90
9B. Other Information	92
<b>Part III</b>	
10. Directors, Executive Officers and Corporate Governance	92
11. Executive Compensation	92
12. Security Ownership of Certain Beneficial Owners and Management and Related Stockholder Matters	92
13. Certain Relationships and Related Transactions, and Director Independence	92
14. Principal Accounting Fees and Services	92
<b>Part IV</b>	
15. Exhibits, Financial Statement Schedules	93
Signatures	94
Exhibit Index	95



## Cautionary Note Regarding Forward-Looking Statements

This Annual Report on Form 10-K contains "forward-looking statements" within the meaning of the U.S. Private Securities Litigation Reform Act of 1995, which are subject to a number of risks and uncertainties. All statements other than statements of historical facts contained in this Annual Report on Form 10-K, including statements regarding our future results of operations and financial position, business strategy, plans and objectives of management for future operations and plans for future product development and manufacturing are forward-looking statements. Without limiting the foregoing, the words "anticipates", "believes", "could", "estimates", "expects", "intends", "may", "plans", "seeks" and other similar language, whether in the negative or affirmative, are intended to identify forward-looking statements, although not all forward looking statements contain these identifying words. Forward-looking statements are based on our current expectations and assumptions regarding our business, the economy and other future conditions. Because forward-looking statements relate to the future, they are subject to inherent uncertainties, risks and changes in circumstances that are difficult to predict. Our actual results could differ materially from those anticipated in these forward-looking statements as a result of various factors. These statements involve known and unknown risks, uncertainties and other factors that may cause our actual results, performance or achievements to be materially different from any future results, performance or achievements expressed or implied by the forward-looking statements. We therefore caution you against relying on any of these forward-looking statements. Important factors that could cause actual results to differ materially from those in these forward-looking statements are discussed in Item 1A., "Risk Factors" of Part I and Items 7 and 7A., "Management's Discussion and Analysis of Financial Condition and Results of Operations" and "Quantitative and Qualitative Disclosures About Market Risk," respectively, of Part II of this Annual Report on Form 10-K. Also, any forward-looking statement made by us in this Annual Report on Form 10-K speaks only as of the date on which this Annual Report on Form 10-K was first filed. Factors or events that could cause our actual results to differ may emerge from time to time, and it is not possible for us to predict all of them. We undertake no obligation to publicly update any forward-looking statement, whether as a result of new information, future developments or otherwise, except as may be required by law.

References in this Annual Report on Form 10-K to "Sonus," "Sonus Networks," "Company," "we," "us" and "our" are to Sonus Networks, Inc. and its subsidiaries, collectively, unless the context requires otherwise.

## PART I

### Item 1. Business

#### Overview

Sonus helps many of the world's leading communications service providers and enterprises embrace the next generation of Session Initiation Protocol ("SIP")-based solutions, including Voice over Internet Protocol ("VoIP"), video and Unified Communications ("UC") through secure, reliable and scalable Internet Protocol ("IP") networks. With customers around the globe and more than 15 years of experience transforming networks to IP, Sonus enables service providers and enterprises to capture and retain users and generate significant related return on investment. Sonus products include session border controllers ("SBCs"), policy/routing servers, media and signaling gateways and network analytics tools. Sonus products are supported by a global services team with experience in design, deployment and maintenance of some of the world's largest IP networks.

Our solutions enable the delivery of real time communication applications over IP infrastructure with the same performance and quality level historically delivered from legacy voice time-division multiplexing ("TDM") technologies. Our original flagship product, the GSX9000 VoIP softswitch, helped usher in the VoIP revolution by providing a carrier-class IP telephony switch that would support the transition from circuit-switched to IP-based network communications. Other products soon followed, such as the Sonus ASX Feature Server and the Sonus PSX Centralized Routing & Policy Server, that allowed communications service providers to replace high-cost circuit-based and space-consuming network equipment with smaller and more cost-efficient IP-based servers. We leveraged this expertise in managing and scaling large VoIP networks and introduced one of the industry's first SBCs to address the growing need for secure interconnection between private communications networks and the public Internet.

Today we provide communication solutions to service providers and, increasingly, to enterprises that enable them to protect, secure and unify their real time communications infrastructures. Our solutions enable our customers to seamlessly link and leverage multivendor, multiprotocol communications systems and applications across their networks, around the world and in a rapidly changing ecosystem of IP-enabled devices such as smartphones and tablets. Our solutions help our customers realize the intended value and benefits of UC platforms by enabling disparate communications environments, commonplace in most enterprises today, to work seamlessly together. Likewise, Sonus solutions facilitate the evolution to cloud-based delivery of UC solutions.

We have traditionally sold our products principally through global direct sales, with additional sales support from regional channel partners throughout the world. In 2012, we launched an expanded channel partner program, the Sonus Partner Assure Program, to expand our coverage of the service provider and enterprise markets. Our customers include AT&T, Belgacom ICS, BT Group, CenturyLink, COLT, KDDI, Level 3, Orange, Softbank Corporation, TalkTalk, Tata Communications, T-Systems Business Services (a division of Deutsche Telekom Group), Verizon, Vonage and XO Communications.

In concert with the Sonus Partner Assure Program, we enhanced our flagship SBC 5200 to be more enterprise- and channel-centric and launched a new SBC, the SBC 5100, to address the requirements for smaller office and branch office requirements for VoIP and SIP deployments. The acquisition of Network Equipment Technologies, Inc. ("NET") in August 2012 also provided Sonus with strong expertise in the Microsoft Lync market and a presence in the U.S. federal government market. Today, Sonus has more Lync-qualified SBCs than any other vendor. In October 2013 we introduced the industry's first software-based SBC architected with unlimited scalability and advanced features, the Sonus SBC SWe (Software edition). On February 24, 2014, we announced our new Sonus SBC 7000 SBC (the "SBC 7000"), which is designed to address scalability requirements for real-time, multimedia communications with the capability to license up to 150,000 sessions. The SBC 7000 is purpose-built to support emerging services such as high definition ("HD") voice and video, Voice over Long-Term Evolution ("VoLTE") and Rich Communications Services ("RCS").

Our SBC products are the fastest growing segment of our business, addressing the needs of mid- to large-sized enterprises from core infrastructures to branch offices, as well as the full spectrum of communications services providers, both large and small.

On February 19, 2014, we completed the acquisition of Performance Technologies, Incorporated ("PT"), a Delaware corporation. We believe that this acquisition will enable us to expand and diversify our portfolio with an integrated, virtualized

Diameter and SIP-based solution and deliver strategic value to service providers seeking to offer new multimedia services through mobile, cloud-based, real-time communications.

## **Industry Background**

The single greatest capital cost for telecommunications service providers has been and continues to be their infrastructures. In order to leverage these capital investments and deliver new services like triple-play (voice, television and Internet) bundles, service providers must consolidate their infrastructure from the costly, legacy Public Switched Telephony Network ("PSTN") infrastructures into the more efficient and flexible IP-based network models which we believe are driving their revenue growth objectives. Migrating from the PSTN to IP reduces costs by enabling the consolidation of voice, video and data on a single IP-based networking infrastructure.

The shift from PSTN- to IP-based communications began around 1996 and was driven by the desire of communications service providers to deliver new IP data services to grow their revenue. For most telecommunications service providers, the move to IP-based network communications presumed a strategic, phased migration. This strategy typically involved deploying VoIP-based network equipment to enable the inter-networking between legacy TDM infrastructures and the new IP-based infrastructures. As a result, service providers typically operate hybrid networks that feature a mix of old (TDM) and new (IP/SIP) technology. The interoperability of these technologies introduced several issues, such as security, call control and quality of service requirements, that had to be addressed over a converged IP network that now carried not just data, but voice and multimedia data streams as well. Our original solution portfolio focused almost exclusively on helping telecommunications service providers successfully transition from TDM to all-IP communications while reducing costs and increasing revenue opportunities. As IP-to-IP communications have become more common, our main product focus has naturally shifted from core network switching to SBCs.

While we anticipate that TDM-to-IP interoperability will remain a core requirement of communications networks for many years to come, communications service providers and enterprises face a new generation of potentially disruptive market trends, including cloud-based communications, UC, Bring Your Own Device/Application ("BYOD/A"), Software Defined Networking ("SDN") and Network Functions Virtualization ("NFV"). Although hosted communications have been available for years, hosting them in the cloud represents a unique opportunity for service providers. This is a key trend currently affecting both enterprises and service providers. Local and long-distance voice, video, Interactive Voice Response ("IVR") systems and call recording are just a few examples of applications that are beginning to be delivered in this manner. Another key trend affecting enterprises and service providers is the demand by users for the unification of communication modalities such as voice, instant messaging ("IM"), short message service ("SMS"), video and web-sharing. A third key trend primarily impacts enterprises and their ability to support the explosion of communications devices (e.g., tablets, smartphones, laptops) and third-party applications in the workforce. Another key trend, which is around SDN and NFV, is the decoupling of the network software from the hardware such that certain network functionality, such as the SBC is able to be run as software on commercial, off-the-shelf platforms or, alternatively, can be hosted within other network elements. The primary benefit of this trend for service providers is that it allows them to more rapidly innovate and deploy new applications, service and infrastructure to meet their customers' evolving needs. We believe our SBC and policy solutions are designed to help enterprises and service providers effectively address these trends.

## **Network Requirements and the Sonus Solutions**

The introduction of the Sonus GSX9000 Open Services Switch helped to change the perception that VoIP was an inferior alternative to the PSTN. That original commitment to quality, found in all of our solutions today, can be summed up in five solution attributes: Reliability, Scalability, Interoperability, Security and Simplicity.

**Reliability.** Communications service providers and enterprises operate complex, mission-critical networks. Our products are designed to offer the highest levels of quality and reliability, including:

- Full redundancy, designed for 5-nine's (99.999%) availability;
- Quality of service equal or superior to the PSTN;
- System hardware designed to comply with Network Equipment Building System ("NEBS") standards Level 3;
- Interworking between numerous signaling and media formats to support multivendor, global networks; and
- Sophisticated security, network monitoring and analytics capabilities.

**Scalability.** Communications service providers and enterprises face challenging scalability requirements, with communications networks that may support tens or even hundreds of thousands of simultaneous sessions. To be economically attractive, new infrastructure investments must compare favorably with existing networks in terms of performance, cost per port, space

occupation, power consumption and cooling requirements. Our products scale simply and cost-effectively from a handful of sessions to hundreds of thousands of simultaneous sessions. In addition, our equipment offers unparalleled density and requires significantly less space, power and cooling compared to legacy systems and is therefore more cost-efficient to operate.

**Interoperability.** New network infrastructure equipment and software must often sustain the full range of network communications standards, supporting both data networking protocols as well as telephony protocols. Infrastructure solutions must also integrate seamlessly with existing operations support systems. Our products are designed to be compatible with a wide range of voice and data networking standards and interfaces, including:

- SS7 and other telephony signaling protocols, including numerous country variants, number translations (e.g., ENUM and DNS) and intelligent services routing;
- Call signaling standards such as SIP and its variants: BICC, MGCP and H.323;
- Narrowband and Wideband media encoding/decoding formats and standards such as G.711 and G.722;
- All bearer interfaces over both packet- and circuit-based bearers such as TDM, Optical and Ethernet;
- Management and accounting interfaces such as Radius, Diameter, SNMP and AMA; and
- Interoperability with enterprise systems including Private Branch eXchanges ("PBXs"), IVR applications and Microsoft Lync Server.

**Security.** IP communications networks must be secure against both internal and external attacks. Our SBCs and other networking products provide robust network security through a variety of methods including endpoint authentication, signaling and media encryption, prevention of denial-of-service (DoS) and distributed DoS attacks, Network Address Translation firewall support and user-defined security policies such as whitelisting and blacklisting.

**Simplicity.** Our products are built on the idea of a simple, flexible architecture that allows communications service providers and enterprises to quickly deploy them individually in specific roles (e.g., as a standalone SBC) or collectively in broader solutions such as international gateways and SIP core networks. This is accomplished through our unique, centralized SIP architecture as well as our commitment to third-party interoperability testing and certification, adherence to industry standards and our industry-leading global services organization.

## Sonus Products

At December 31, 2013, our products included the following:

### **Sonus Session Border Controllers**

Our complete portfolio of SBCs addresses the network requirements for small, medium and large businesses as well as regional and global communications service providers. SBCs are the fastest-growing segment of our business, and today Sonus offers a broad range of SBCs that scale from a handful of SIP sessions to hundreds of thousands of sessions, and collectively represent the largest number of Lync-certified SBCs from any vendor on the market.

We currently offer eight different SBC products:

- **Sonus SBC 1000** for small businesses and branch offices that require performance of up to 160 concurrent SIP sessions in a standalone SBC;
- **Sonus SBC 2000** for mid-size enterprises, branch offices and regional Points of Presence ("PoPs") that require performance of up to 600 concurrent SIP sessions in a standalone SBC;
- **Sonus SBC 5100/5110** for enterprises and service providers that require performance of up to 10,000 concurrent SIP sessions in a standalone SBC;
- **Sonus SBC 5200/5210** for enterprises and large national/global service providers that require performance of up to 64,000 concurrent SIP sessions in a standalone SBC;
- **Sonus SBC 9000** for large enterprises and service providers that require a hybrid gateway/SBC solution for a mix of TDM and IP voice traffic;
- **SBC VX**, a hybrid solution sold to the U.S. government and its agencies;
- **Sonus SBC SWe (Software edition)**, a software-based SBC for virtual environments, remote deployments and instances where virtualized software-based implementations are required; and
- **Sonus SBC 7000** for real-time, multimedia communications with the capability to license up to 150,000 sessions.

### **Sonus GSX9000 Open Services Switch and Sonus GSX4000 Open Services Switch**

The Sonus GSX9000 Open Services Switch, or the GSX9000, bridges IP and TDM networks by converting any type of voice signal into IP packets and transmitting those IP packets over a data network. It then converts whatever type of signal is

necessary to be deposited back onto non-IP networks and delivers such signal to its intended destination. The GSX9000 is designed to deliver voice quality that is equal or superior to that of the legacy circuit-switched public network. Further, it supports multiple voice encoding schemes used in circuit switches and delivers a number of other voice compression algorithms. The GSX9000 scales to very large configurations, such as those required by large national service providers. A single GSX9000 shelf can support up to 22,000 simultaneous calls, while a single GSX9000 in a multiple-shelf configuration can support 100,000 or more simultaneous calls. The GSX9000 also operates with our PSX Policy & Routing Server and with softswitches and network products offered by other vendors. The Sonus GSX4000 Open Services Switch allows service providers and enterprises to realize the benefits of the GSX9000 in a smaller form factor.

### ***Sonus PSX Policy & Routing Server***

The Sonus PSX Policy & Routing Server, or the PSX, is the central routing and policy engine for our softswitch and distributed SBC solutions. The PSX plays an integral role in many of our network deployments, and provides both the call routing intelligence and policy intelligence for SIP sessions across the network. The PSX is unique in that it can act as a central control and provisioning point for hundreds of switches or SBCs, resulting in significant operational savings for our customers. The PSX is based upon a modular architecture that is designed for high performance and scalability, as well as interoperability with third-party gateways, devices and services. The PSX is an all-IP component and can perform most IP-based database lookups natively. The core PSX platform is also extensible through applications to address solutions such as Least Cost Routing, Number Portability and Breakout Gateway Control Functions (for hybrid IP Multimedia Subsystem networks).

### **Sonus Network Management Solutions**

We offer our customers a variety of products to help manage and integrate our networked solutions with internal provisioning and billing systems, including:

- **Sonus NetScore** network performance analysis tool, which provides a real-time assessment of the state of a service provider's or enterprise's network, including quality of service, call delay, network effectiveness, congestion and efficiency;
- **Sonus Element Management System** for centralized management and provisioning of Sonus network elements; and
- **Sonus DataStream Integrator** for integration of call detail records with back-office billing and accounting systems.

### **Sonus Global Services**

Sonus Global Services offers professional consulting and services that support our industry-leading IP communications solutions. Through a wide range of service offerings, our consultants provide the skill and expertise to help communications service providers and enterprises transform their communications networks, from network engineering and design through network integration and commissioning to network operations. These service offerings accelerate our customers' return on investment, optimize their operational capability, enhance their network's performance and health, and help them generate new revenue. In addition to end-to-end design, integration and deployment services, our Global Services team offers customized engagements, training workshops, interoperability/verification testing and around-the-clock technical support worldwide.

The Sonus Global Services team is an important part of our success, providing our customers with:

- A full-service portfolio including consulting, integration, deployment, migration and operation support services;
- Global reach through our worldwide service organization and partner presence in all major global markets;
- Program managers who use a disciplined methodology for all deployment and integration projects; and
- Consistent execution in the design, deployment and support of the world's largest and most advanced networks.

In addition to global solution support teams, at December 31, 2013, Sonus Global Services maintained regional technical assistance centers located in Westford (Massachusetts), Tokyo and Prague and had customer test and support centers located in Richardson, Texas and Bangalore, India.

### **Sonus Market Strategy**

Sonus sees opportunity in the cloud as enterprise-based UC infrastructures move to being delivered from cloud-based delivery infrastructures. The trend toward cloud-based communications is driven by many market factors and requires infrastructure investment by the enterprises who buy cloud services as well as the communications service providers who deliver cloud services. Our SBCs, installed in service provider networks, enable service providers to deliver high quality real time communication services when delivered across and between multiple service provider infrastructures. Additionally, our SBCs, installed at the edge of service providers' networks, allow service providers to securely and seamlessly deliver consolidated voice and data services to enterprises through SIP trunking services.

We expect that communications service providers will look to a variety of ways to monetize their SIP trunking services by offering new cloud services, including hosted and managed UC infrastructure and applications. We also anticipate that service providers will expand their cloud-based real time communication services, further driving a need for SIP-based infrastructure equipment. We are partnering with companies such as BroadSoft whose products allow service providers to increase their cloud application offerings while using our SBCs and our policy solutions to facilitate the integration of their networks and offerings.

We currently sell our SBCs to enterprise customers for use at both the core and the edge of their networks, which allows them to set up a secure IP network with their service providers consolidate dial plans and routing services and enable evolution of their legacy PBX infrastructures. In adopting cloud-based services, we expect that enterprises will continue to leverage their premise-based assets (e.g., PBXs) and, as such, will continue to need strong interworking and policy management to enable the cloud- and premise-based components to work together seamlessly. We believe that enterprises are also seeking to enable UC solutions in their networks and Microsoft Lync to continue to increase their communications productivity. Sonus currently offers the broadest portfolio of Lync-qualified SBCs to enable enterprises to integrate Lync with existing PBXs or even facilitate the migration from a PBX to Lync. Additionally, we have strong certified channel partners that continue to support customers' migrations to Lync.

We plan to continue developing new solutions internally and through partnerships that allow our customers to stay ahead of the rapid technology shifts in the communications industry. Following are some key principles driving our product evolution:

***Expand our solutions to address emerging IP-based markets, such as session border control.*** The transformation of legacy TDM networks to all-IP networks has created requirements for security, peering and media manipulation as well as an opportunity for creating IP-to-IP services at the network edges. The requirements for security and peering go far beyond the legacy functionality of SBCs and include not only the operator's requirements for a border gateway to other IP networks, but also a wide variety of requirements associated with the need for enterprises to control their own IP networks. The multimedia nature of these emerging services also provides an opportunity for us to create innovative services at the edge of the network, both individually and with the help of partners such as BroadSoft, F5 and Juniper Networks. The evolution of our SBC product family empowers operators to address all of the above requirements and enables them to create unique IP-IP services.

***Expand and broaden our customer base by targeting specific market segments, such as enterprises and wireless operators.*** We plan to penetrate additional customer segments and believe that new and incumbent service providers will build out their VoIP infrastructures at different rates. The next-generation communications service providers, who are relatively unencumbered by legacy equipment, have been initial purchasers of our equipment and software. Other newer entrants, including wireless operators, cable operators and Internet service providers, or ISPs, have also been early adopters of certain of our products. Moreover, incumbents, including interexchange carriers, regional Bell operating companies and international operators, are adopting packet voice technologies. Large enterprises are often operating voice networks as complex as a small to mid-sized service provider, and believe that our products are a good match for their needs for secure, reliable and scalable communication. We also expanded our SBC portfolio with several products in 2012, which are designed with the needs of the small and medium business customer in mind.

***Expand our global sales, marketing, support and distribution capabilities.*** As a primary supplier of network infrastructure solutions to Tier 1 service providers (a service provider that can reach every other network on the Internet without purchasing IP transit), we require a strong worldwide presence. We have an established sales presence throughout North America, Europe, Asia/Pacific, the Middle East, Africa, and Central/South America. We augment our global direct sales force by working with international partners in key markets around the world. In 2013, we expanded our partner program, the Sonus Partner Assure Program, into a two-tiered structure to better support our growing and diverse community of SBC channel resellers. As of December 31, 2013, we had 286 partners enrolled in the Sonus Partner Assure Program worldwide.

***Leverage our technology leadership to attract and retain key communications service providers.*** As one of the first companies to offer carrier-class IP network solutions, we have worked with many of the world's leading communications service providers to help them develop their next-generation, IP-based multimedia networks. We expect service providers to select vendors that deliver leading technology and can maintain that technology leadership. We believe that our solutions are an integral part of our customers' network architecture and we will continue to help these customers move forward as their networks grow and evolve. By working closely with leading service providers, we gain valuable knowledge about their requirements, and we will continue to use this knowledge to enhance our existing products and create new products that address the most important requirements of network operators globally.

## Sonus Customers

In 2012, we saw a significant increase in the number of enterprise customers and the number of SBCs sold as a percentage of our total solutions revenue, and this increase continued throughout 2013. Our SBC product revenue was \$97.4 million in 2013, \$67.6 million in 2012 and \$37.9 million in 2011, representing increases of 44.1% in 2013 compared to 2012 and 78.6% in 2012 compared to 2011.

To date, our solutions are deployed in many of the world's leading service provider and enterprise networks, including AT&T, Belgacom, BT Group, Cable & Wireless, CenturyLink, CITIC 1616, Global Crossing, KDDI, KVH, Level 3, NTT Communications, Orange Business Services, Softbank Corporation, TalkTalk, T-Systems Business Services (a division of Deutsche Telekom Group), Verizon and XO Communications.

The table below provides information regarding our customers who accounted for 10% or more of our revenue for the years ended December 31, 2013, 2012 and 2011:

	Year ended December 31,		
	2013	2012	2011
Bahamas Telecommunications Company Ltd.	*	*	14%
AT&T	15%	20%	12%

\* Represents less than 10% of revenue.

## Sales and Marketing

We sell our products principally through a direct sales force and, in some markets, through or with the assistance of distributors and resellers such as AT&T, Arrow S3, Dimension Data, Nissho Electronics Corporation (Japan), Orange Business Systems, ScanSource, TSG, Sumitomo Corporation (Japan), Verizon and Westcon. In 2012, we established our channel partner program, Sonus Partner Assure, to serve particular markets and provide our customers with opportunities to purchase our products in combination with related services and products. In 2013, we continued to add partners to our Sonus Partner Assure Program.

## Product Research and Development

We believe that strong product development capabilities are essential to our strategy of enhancing our core technology, developing additional applications, incorporating that technology into new products and maintaining comprehensive product and service offerings. Our research and development process leverages innovative technology in response to market data and customer feedback. In 2012, we introduced differentiated products to address market and customer needs, including the Sonus SBC 5100 Session Border Controller. In addition, we completed the acquisition of Network Equipment Technologies, Inc. (NET) and have incorporated their SBC products into our product SBC portfolio as the Sonus SBC 1000 and the Sonus SBC 2000. In 2013, we introduced the first software-based SBC to feature advanced capabilities and unlimited scalability, the Sonus SBC SWe (Software edition).

We have assembled a team of highly skilled engineers with significant telecommunications and networking industry experience. Our engineers have experience in and with leading wireline and wireless telecommunications equipment suppliers, computer data networking and multimedia companies. Our engineering effort is focused on SBC product development, new applications and network access features for enterprises, solutions to support Unified and cloud-based communications services and next-generation wireless technologies. At December 31, 2013, we maintained research and development offices in Massachusetts, California and New Jersey in the United States; Bangalore, India and Swindon, United Kingdom. We have made, and intend to continue to make, a substantial investment in research and development.

Our research and development expenses were \$69.6 million for the year ended December 31, 2013, \$67.3 million for the year ended December 31, 2012 and \$64.4 million for the year ended December 31, 2011.

## Competition

The market for voice and multimedia network equipment remains competitive worldwide, but there are historical regional differences in services, regulations and business practices among sub-markets that can benefit individual vendors. Regardless of the region, the overall market is subject to rapid technological change, affected by new product introductions, changing customer demands, industry consolidation and other market activities of industry participants. To compete effectively, we must

deliver innovative products that are easy to use and deploy, provide extremely high reliability and quality, scale easily and efficiently, interoperate with existing network infrastructures and multivendor solutions, provide effective network management, are accompanied by comprehensive customer support and professional services, provide a cost-effective and space-efficient solution for enterprises and service providers and meet price competition from low-cost equipment providers. We expect competition to persist and intensify in the future. Our primary sources of competition include vendors of networking and telecommunications equipment, such as AudioCodes Ltd., Cisco Systems, Inc., Ericsson LM Telephone Company, GENBAND Inc., Huawei Technologies Co. Ltd., Metaswitch and Oracle Corp. (who acquired Acme Packet, Inc. in 2013).

Although we believe we compete favorably because our solutions are widely deployed, highly scalable and cost-effective for our customers, some of our competitors have broader product portfolios than we have and are able to devote greater resources to the development, promotion, sale and support of their products. In addition, some of these competitors have more extensive customer bases and broader customer relationships than we have, including relationships with our potential customers and established relationships with distribution partners. Other smaller private and public companies are also focusing on similar market opportunities.

## **Intellectual Property**

Intellectual property is fundamental to our business and our success, and we depend upon our ability to develop, maintain and protect our technology. Therefore, we seek to safeguard our investments in technology and rely on a combination of United States and foreign patent, trademark, trade secret and copyright law and contractual restrictions to protect the proprietary aspects of our technology and to defend us against claims from others. Our general policy has been to seek to patent those patentable inventions that we expect to incorporate in our products or that we expect will be valuable otherwise. We have a program to file applications for and obtain patents, copyrights and trademarks in the United States and in specific foreign countries where we believe filing for such protection is appropriate.

At December 31, 2013, we held 110 U.S. patents with expiration dates ranging from May 2014 through October 2031, and had 29 patent applications pending in the United States. While we have one patent that is set to expire within the next two years, the expiration of this individual patent is not expected to have a material effect on our financial position or future operations since this patent does not relate to our current business strategy and therefore is not of material value to us. In addition, at December 31, 2013, we held 33 foreign patents with expiration dates ranging from June 2019 through October 2027, and had 17 patent applications pending abroad. We also have a number of registered trademarks in the United States, including Sonus, the Sonus logo, GSX9000, NetAssure, NetEng, NetScore, Promina and Tenor and have one pending trademark application in the United States. In addition to the protections described above, we seek to safeguard our intellectual property by:

- Protecting the source and object code for our software, documentation and other written materials under copyright laws and trade secret;
- Licensing our software pursuant to signed license agreements, which impose restrictions on others' ability to use our software; and
- Seeking to limit disclosure of our intellectual property by requiring employees and consultants with access to our proprietary information to execute confidentiality agreements.

We have incorporated third-party licensed technology into certain of our current products. From time to time, we may be required to license additional technology from third parties to develop new products or to enhance existing products. Based on experience and standard industry practice, we believe that licenses to use third-party technology generally can be obtained on commercially reasonable terms. Nonetheless, there can be no assurance that necessary third-party licenses will be available or continue to be available to us on commercially reasonable terms. As a result, the inability to maintain, license or re-license any third-party licenses required in our current products, or to obtain any new third-party licenses to develop new products and enhance existing products could require us to obtain substitute technology of lower quality or performance standards or at greater cost. This could delay or prevent us from making these products or enhancements, any of which could seriously harm our business, financial condition and operating results.

Please see generally the risks that are more fully discussed in “Item 1A. Risk Factors” for risks related to our intellectual property.

## **Manufacturing**

As of December 31, 2013, we outsourced the manufacturing of our products to three manufacturers. Our contract manufacturers provide comprehensive manufacturing services, including assembly and testing of our products and procurement



of component materials on our behalf. We believe that outsourcing our manufacturing enables us to preserve working capital, allows for greater flexibility in meeting changes in demand and enables us to be more responsive in delivering products to our customers. At present, we purchase products from our contract manufacturers on a purchase order basis.

We and our contract manufacturers currently purchase several key components of our products, including commercial digital signal processors, from single or limited sources. We purchase these components on a purchase order basis.

Please see generally the risks that are more fully discussed in “Item 1A. Risk Factors” for risks related to our manufacturing operations.

## Backlog

We sell products and services pursuant to purchase orders issued under master agreements that provide standard terms and conditions that govern the general commercial terms and conditions of the sale. These agreements typically do not obligate customers to purchase any minimum or guaranteed quantities, nor do they generally require upfront cash deposits. At any given time, we have orders for products that have not yet been shipped and for services (including our customer support obligations) that have not yet been performed. We also have orders relating to products that have been delivered and services that have been performed but have not yet been accepted by the customer under the applicable purchase terms. We include both of these situations in our calculation of backlog. A backlogged order may not result in revenue in the quarter in which it was booked, and the actual revenue recognized in a quarter may not equal the total amount of related backlog. Therefore, we do not believe that our backlog, as of any particular date, is necessarily indicative of actual revenue for any future period. In addition, we expect to derive a greater percentage of our revenue in the future from the enterprise market and through sales channels where speed of fulfillment is essential to winning business. Consequently, we expect to derive a lower percentage of our business from large service provider orders that are delivered over multiple quarters and years and we expect our backlog to decrease as a result. Our backlog was approximately \$115 million at December 31, 2013 and approximately \$152 million at December 31, 2012.

## Employees

At December 31, 2013, we had a total of 1,059 employees. Our employees are not represented by any collective bargaining agreement. We believe our relations with our employees are good.

## Geographic and Segment Information

We operate in a single segment. Operating segments are identified as components of an enterprise about which separate discrete financial information is available for evaluation by the chief operating decision maker in making decisions regarding resource allocation and assessing performance. To date, our chief operating decision maker has made such decisions and assessed performance at the company level, as one segment. Our chief operating decision maker is our President and Chief Executive Officer.

Our classification of revenue by geographic area is determined by the location of our customers. The following table summarizes revenue by geographic area as a percentage of total revenue:

	Year ended December 31,		
	2013	2012	2011
United States	69%	68%	60%
Europe, Middle East and Africa	12	13	12
Japan	12	14	11
Other Asia Pacific	5	4	2
Other	2	1	15
	<u>100%</u>	<u>100%</u>	<u>100%</u>

Information regarding the geographic components of our property and equipment is provided in Note 8 of the Notes to Consolidated Financial Statements included in this Annual Report on Form 10-K.

## Additional Information

We were incorporated in August 1997 as a Delaware corporation. Our principal executive offices are located at 4 Technology Park Drive, Westford, MA 01886. Our telephone number at our principal executive offices is 978-614-8100.

This Annual Report on Form 10-K, as well as all other reports filed with or furnished to the United States Securities and Exchange Commission (the "SEC"), are available free of charge through our Internet site (<http://www.sonus.net>) once we electronically file such material with, or furnish it to, the SEC. Information found on our website is not part of this report or any other report we file with or furnish to the SEC. The public may read and copy any materials we file with the SEC at the SEC's Public Reference Room at 100 F Street, NE, Washington, DC 20549. The public may obtain information on the operation of the Public Reference Room by calling the SEC at 1-800-SEC-0330. The SEC maintains an Internet site (<http://www.sec.gov>) that contains reports, proxy and information statements, and other information regarding issuers that file electronically with the SEC.

## **Item 1A. Risk Factors**

*Investing in our common stock involves a high degree of risk. You should carefully consider the risks described below before buying our common stock. If any of the following risks actually occurs, our business, financial condition, results of operations and cash flows could be materially adversely affected, the trading price of our common stock could decline materially and you could lose all or part of your investment.*

***Our quarterly revenue and operating results are unpredictable and may fluctuate significantly from quarter to quarter, which could adversely affect our business, consolidated financial statements and the trading price of our common stock.***

Our revenues and operating results may vary significantly from quarter to quarter due to a number of factors, many of which are outside of our control and any of which may cause our stock price to fluctuate. The primary factors that may affect our revenues and operating results include but are not limited to the following:

- consolidation within the telecommunications industry, including acquisitions of or by our customers;
- general economic conditions in our markets, both domestic and international, as well as the level of discretionary IT spending;
- competitive conditions in our markets, including the effects of new entrants, consolidation, technological innovation and substantial price discounting;
- fluctuation in demand for our voice infrastructure products and services, and the timing and size of customer orders;
- fluctuations in foreign exchange rates;
- cancellation or deferral of existing customer orders or the renegotiation of existing contractual commitments;
- mix of product configurations sold;
- length and variability of the sales cycle for our products;
- application of complex revenue recognition accounting rules to our customer arrangements;
- timing of revenue recognition;
- changes in our pricing policies, the pricing policies of our competitors and the prices of the components of our products;
- market acceptance of new products, product enhancements and services that we offer;
- the quality and level of our execution of our business strategy and operating plan, and the effectiveness of our sales and marketing programs;
- new product announcements, introductions and enhancements by us or our competitors, which could result in deferrals of customer orders;
- our ability to develop, introduce, ship and successfully deliver new products and product enhancements that meet customer requirements in a timely manner;
- our reliance on contract manufacturers for the production and shipment of our hardware products;
- our or our contract manufacturers' ability to obtain sufficient supplies of sole or limited source components or materials;
- our ability to attain and maintain production volumes and quality levels for our products;
- variability and unpredictability in the rate of growth in the markets in which we compete;
- costs related to acquisitions; and
- corporate restructurings.

Equipment purchases by communications service providers and enterprises have become increasingly unpredictable given the current economic conditions. Additionally, as with other telecommunications product suppliers, we typically recognize a portion of our revenue in a given quarter from sales booked and shipped in the last weeks of that quarter. As a result, delays in customer orders may result in delays in shipments and recognition of revenue beyond the end of a given quarter. Additionally,

it can be difficult for us to predict the timing of receipt of major customer orders, and we are unable to control timing decisions made by our customers. As a result, our quarterly operating results are difficult to predict even in the near term and a delay in an anticipated sale past the end of a particular quarter may negatively impact our results of operations for that quarter, or in some cases, that year. Therefore, we believe that quarter-to-quarter comparisons of our operating results are not a good indication of our future performance. If our revenue or operating results fall below the expectations of investors or securities analysts or below any guidance we may provide to the market, the price of our common stock could decline substantially. Such a stock price decline could also occur when we have met our publicly stated revenue and/or earnings guidance.

A significant portion of our operating expenses is fixed in the short term. If revenues for a particular quarter are below expectations, we may not be able to reduce costs and expenses proportionally for that quarter. Any such revenue shortfall would, therefore, have a significant effect on our operating results for that quarter.

***We have incurred net losses and may incur additional net losses.***

We incurred net losses in 2013 as well as in 2012 and 2011. We may incur additional net losses in future quarters and years. Our revenues may not grow and we may never generate sufficient revenues to sustain profitability.

***We will not be successful if we do not grow our customer base, especially since our revenue has historically been generated from a limited number of customers and the per-order revenue from orders placed by the majority of our new customers is generally lower than the per-order revenue generated from our historical sales. Additionally, if we are unable to generate recurring business from our existing customers, our consolidated financial statements could be materially and adversely affected.***

Prior to our acquisition of NET on August 24, 2012, we had shipped our products to a limited number of customers. In connection with our acquisition of NET, we began selling the SBC 1000 (formerly the NET UX 1000), the SBC 2000 (formerly the NET UX 2000) and the SBC VX, a hybrid solution (formerly the NET VX). The SBC 1000 provides SBC SIP communication capability to the enterprise branch and small and medium businesses, while the SBC 2000 provides SBC SIP communications capability to the enterprise branch and medium to large businesses. The SBC VX is sold to small, medium and large enterprises that require a hybrid solution. Since the acquisition of NET, the number of customers to whom we have shipped our products has increased significantly. However, due to the nature of the former NET products, in general, the per-order revenue from orders placed by the majority of our new customers is lower than the per-order revenue generated from our historical sales.

Our future success will depend on our ability to attract additional customers beyond our current customer base. In 2013 and 2012, one customer, AT&T, contributed more than 10% of our revenue, representing approximately 15% of our revenue in 2013 and 20% of our revenue in 2012. In 2011, two customers, Bahamas Telecommunications Company Ltd. and AT&T, each contributed more than 10% of our revenue, representing approximately 26% of our revenue in the aggregate. Factors that may affect our ability to grow our customer base include the following:

- economic conditions that discourage potential new customers from making the capital investments required to adopt new technologies;
- deterioration in the general financial condition of service providers and enterprises, or their ability to raise capital or access lending sources; and
- new product introductions by our competitors.

If we are unable to expand our customer base, we will be forced to rely on generating recurring revenue from existing customers, which may not be successful. We expect to derive an increasing percentage of our revenue from engagements with our distribution, value-added resellers ("VAR") and systems integration partners; however, in the foreseeable future, the majority of our revenue will continue to depend on sales of our products to a limited number of existing customers or sales to customers with lower per-order revenue than those generated from our historical sales. Factors that may affect our ability to generate recurring revenues from our existing customers include the following:

- customer willingness to implement our new voice infrastructure products;
- acquisitions of or by our customers;
- delays or difficulties that we may incur in completing the development and introduction of our planned products or product enhancements;
- failure of our products to perform as expected; and
- difficulties we may incur in meeting customers' delivery requirements.

The loss of any significant customer or any substantial reduction in purchase orders from these customers could materially and adversely affect our consolidated financial statements.

***We continue to enhance our sales strategy, which we expect will include more significant engagements with distribution, value-added resellers and systems integration partners to resell our products. Disruptions to, or our failure to effectively develop and manage, these partners and the processes and procedures that support them could adversely affect our ability to generate revenues from the sale of our products. If we do not have adequate personnel, experience and resources to manage the relationships with these partners and to fulfill our responsibilities under such arrangements, such shortcomings could lead to the decrease of the sales of our products and our operating results could suffer.***

We continue to enhance our sales strategy, which we expect will include more significant engagements with distribution and VAR channel partners to resell our products. In addition, some of our target customers, including the U.S. federal government, rely on systems integrators to incorporate new equipment or services into their networks. Our future success is dependent upon establishing and maintaining successful relationships with a variety of value-added distribution, VAR and systems integration partners. While we have begun the process of identifying and entering into agreements with software application, system integrator and OEM or resale partners, we will need to increase our engagement with such partners for us to be successful. We may also need to pursue strategic partnerships with vendors who have broader technology or product offerings in order to compete with end-to-end solution providers. In addition, many of the enterprise markets we are pursuing require a broad network of resale partners in order to achieve effective distribution.

Many of our distribution and channel partners sell competitive products and the loss of, or reduction in sales by, these partners could materially reduce our revenues. Our sales through channel partners typically involve the use of our products as components of a larger solution being implemented by the systems integrator. In these instances, the purchase and sale of our products are dependent on the channel partner, who typically controls the timing, prioritization and implementation of the project. Project delays, changes in priority or solution re-design decisions by the systems integrator can adversely affect our product sales. If we fail to maintain relationships with our distribution, VAR and systems integration partners; fail to develop new relationships with other partners in new markets; fail to manage, train or provide incentives to our existing partners effectively or if these partners are not successful in their sales efforts, sales of our products may decrease and our operating results could suffer. Moreover, if we do not have adequate personnel, experience and resource to manage the relationships with our partners and to fulfill our responsibilities under such arrangements, any shortcomings could have a material adverse impact on our business and consolidated financial statements.

In addition, we recognize some of our revenue based on a sell-through model using information provided by our partners. If those partners provide us with inaccurate or untimely information, the amount or timing of our revenues could be adversely affected. We may also experience financial failure of our partners, which could result in our inability to collect accounts receivable in full.

***In 2012, the macro-environment for our media gateway trunking business faced significant declining revenues that happened faster than we were anticipating. In 2013, we continued to experience significant declines in customer spending in our media gateway trunking business. Even though we continue to transform our company from a media gateway trunking business to an SBC business, we remain dependent upon our voice infrastructure products, and our revenues will continue to depend upon their commercial success for the foreseeable future. If the market for these products continues to significantly decline and if our SBC sales do not accelerate as quickly as we forecast, our operating results could suffer.***

While we continue to transform our company from a media gateway trunking business to an SBC business, our current revenues still depend upon the commercial success of our TDM-to-IP and our all-IP voice infrastructure products and solutions, and we believe this will remain true for the foreseeable future. Product revenue from sales of our trunking and communications applications products was \$69.8 million for the year ended December 31, 2013, \$85.7 million for the year ended December 31, 2012 and \$116.5 million for the year ended December 31, 2011, which represented decreases of 18.5% in year 2013 compared to 2012 and 26.4% in 2012 compared to 2011. If the market for these products continues to significantly decline and if our SBC sales do not accelerate as quickly as we forecast, our operating results could suffer.

***As the telecommunications industry and the requirements of our current and potential customers evolve, we are redirecting certain of our resources to more readily respond to the changing environment through the research and development of innovative new products and the improvement of existing products. If our strategic plan is not aligned with the direction our customers take as they invest in the evolution of their networks, customers may not buy our products or use our services.***

Success in our industry requires large investments in technology and creates exposure to rapid technological and market changes. We spend a significant amount of time, money and resources developing new technology, products and solutions.

Our strategic plan includes a significant shift in our investments from mature technologies that previously generated significant revenue for us toward certain next-generation technologies as well as working with more channel partners to sell our products. In order for us to be successful, our technologies, products and solutions must be accepted by relevant standardization bodies and by the industry as a whole. Our choices of specific technologies to pursue, and those to de-emphasize, may prove to be inconsistent with our customers' investment spending. Moreover, if we invest in the development of technologies, products and solutions that do not function as expected, are not adopted by the industry, are not ready in time, are not accepted by our customers as quickly as anticipated or are not successful in the marketplace, our sales and earnings may suffer and, as a result, our stock price could decline. As technology advances, we may not be able to respond quickly or effectively to developments in the market for our products, or new industry standards may emerge and could render our existing or future products obsolete. If our products become technologically obsolete or if we are unable to develop successor products that are accepted by our customers, we may be unable to sell our products in the marketplace and face declines in sales. We may also experience difficulties with software development, hardware design, manufacturing or marketing that could delay or prevent our development, introduction or marketing of new products and enhancements.

***Restructuring activities could adversely affect our ability to execute our business strategy.***

In August 2012, we announced that we were implementing a restructuring initiative to streamline operations and reduce our operating costs. In connection with this action, we recorded restructuring expense of \$13.1 million in the aggregate in 2013 and 2012, comprised of \$4.4 million for the consolidation of certain facilities, \$8.4 million for severance and related costs and \$0.3 million for the write-off of assets associated with the headcount reduction and facilities consolidations. This restructuring and any future restructurings, should it become necessary for us to continue to restructure our business due to worldwide market conditions or other factors that reduce the demand for our products and services, could adversely affect our ability to execute our business strategy in a number of ways, including through:

- loss of key employees;
- diversion of management's attention from normal daily operations of the business;
- diminished ability to respond to customer requirements related to both products and services;
- decrease in cash and profits related to severance payments and facility termination costs;
- disruption of our engineering and manufacturing processes, which could adversely affect our ability to introduce new products and to deliver products both on a timely basis and in accordance with the highest quality standards; and/or
- reduced ability to execute effectively internal administrative processes, including the implementation of key information technology programs.

***If we fail to realize the anticipated benefits from our acquisition of Performance Technologies, Incorporated on a timely basis, or at all, our business and financial condition may be adversely affected.***

We may fail to realize the anticipated benefits from our acquisition of Performance Technologies, Incorporated ("PT") on a timely basis, or at all, for a variety of reasons, including the following:

- problems or delays in assimilating or transitioning to Sonus the acquired operations, systems, processes, controls, technologies, products or personnel;
- loss of acquired customer accounts;
- unanticipated costs associated with the acquisition;
- failure to identify in the due diligence process or assess the magnitude of certain liabilities we are assuming in the acquisition, which could result in unexpected litigation or regulatory exposure, unfavorable accounting treatment, unexpected increases in taxes due, a loss of anticipated tax benefits, significant issues with product quality or development or other adverse effects on our business or consolidated financial statements;
- multiple or overlapping product lines as a result of the acquisition that are offered, priced and supported differently, which could cause customer confusion and delays;
- higher than anticipated costs in continuing support and development of acquired products;
- diversion of management's attention from our core business and the challenges of managing larger and more widespread operations from the acquisition;
- adverse effects on existing business relationships of Sonus or PT with respective suppliers, licensors, contract manufacturers, customers, distributors, resellers and industry experts;
- significant impairment, exit and/or restructuring charges if the products or technologies acquired in the acquisition do not meet our sales expectations or are unsuccessful;
- insufficient revenue to offset increased expenses associated with the acquisition;
- risks associated with entering markets in which we have no or limited prior experience;
- potential loss of PT's or our own employees; and/or

- failure to properly integrate internal controls and financial systems of the combined companies.

If we are not able to successfully manage these issues, the anticipated benefits and efficiencies of the PT acquisition may not be realized fully or at all, or may take longer to realize than expected, and our ability to compete, our revenue and gross margins and our results of operations may be adversely affected.

***The acquisition of PT may result in restructuring charges that could adversely affect the financial results of the combined company.***

The financial results of Sonus and PT as a combined company may be adversely affected by cash expenses and non-cash accounting charges incurred in connection with the combination. The amount and timing of these possible charges are not yet known. The price of our common stock could decline to the extent the combined company's financial results are materially affected by these charges.

***Any future investments or acquisitions we make could be difficult to integrate, disrupt our business, dilute shareholder value and seriously harm our financial condition.***

We are not currently a party to any material pending acquisition agreements. However, we may acquire additional businesses, products or technologies in the future. Acquisitions are inherently risky and no assurance can be given that our future acquisitions will be successful or will not materially and adversely affect our business, operating results or financial condition. We expect to continue to review opportunities to acquire other businesses or technologies that would add to our existing product line, complement and enhance our current products, expand the breadth of our markets, enhance our technical capabilities or otherwise offer growth opportunities. If we make further acquisitions, we could, among other things:

- issue stock that would dilute existing stockholders' percentage ownership;
- incur debt or assume liabilities;
- reduce significantly our cash and investments;
- incur significant impairment charges related to the write-off of goodwill and intangible assets;
- incur significant amortization expenses related to intangible assets; and/or
- incur large and immediate write-offs for in-process research and development and stock-based compensation.

Mergers and acquisitions are inherently risky and subject to many factors outside of our control, and we cannot be certain that we would be successful in overcoming problems in connection with our past or future acquisitions. Our inability to do so could significantly harm our business, revenues, and results of operations.

***Worldwide efforts to contain capital spending, general uncertainty as to continued economic growth during the current post-recessionary global economy, the possibility of another recession and a continued weakened global economy could have a material adverse effect on us.***

One factor that significantly affects our operating results is the impact of economic conditions on the willingness of our current and potential customers to make capital investments. Given the general uncertainty as to continued economic growth during the current post-recessionary global economy, we believe that customers continue to be cautious about sustained economic growth and have tried to maintain or improve profitability through cost control and constrained capital spending, which places additional pressure on IT departments to demonstrate acceptable return on investment. Some of our current or prospective customers may cancel or delay spending on the development or roll-out of capital and technology projects with us due to the continuing economic uncertainty and, consequently, our results of operations may be adversely affected. In addition, the current uncertain worldwide economic environment and fragile financial markets make it increasingly difficult for us, our customers and our suppliers to accurately forecast future product demand, which could result in an inability to satisfy demand for our products and a loss of market share. Our revenues are likely to decline in such circumstances and our profit margins could erode, or we could incur significant losses.

Moreover, economic conditions worldwide may continue to contribute to slowdowns in the communications and networking industries, as well as to specific segments and markets in which we operate, resulting in:

- reduced demand for our products as a result of our customers choosing to refrain from building capital intensive networks;
- increased price competition for our products, not only from our competitors, but also as a consequence of customers disposing of unutilized products;
- risk of excess and obsolete inventories;

- excess facilities and manufacturing capacity; and/or
- higher overhead costs as a percentage of revenue and higher interest expense.

Continuing turmoil in the geopolitical environment in many parts of the world, including terrorist activities and military actions, particularly the continuing tension in Southeast Asia, the Middle East and Africa, as well as political and economic issues in Europe continue to put pressure on global economic conditions. Our operating results and our ability to expand into other international markets may also be affected by changing economic conditions particularly germane to that sector or to particular customer markets within that sector.

***If we fail to compete successfully against telecommunications equipment and networking companies, our ability to increase our revenues and achieve profitability will be impaired.***

Competition in the telecommunications market is intense. This market has historically been dominated by large incumbent telecommunications equipment companies, such as Ericsson LM Telephone Company and Huawei Technologies Co. Ltd., all of which are our direct competitors. We also face competition from other telecommunications and networking companies, including AudioCodes Ltd., Cisco Systems, Inc., GENBAND Inc., Metaswitch and Oracle Corporation, that design competing products. These or other competitors may also merge, intensifying competition. Additional competitors with significant financial resources may enter our markets and further intensify competition.

Many of our current and potential competitors have significantly greater selling and marketing, technical, manufacturing, financial and other resources than we have. Further, some of our competitors sell significant amounts of other products to our current and prospective customers and have the ability to offer lower prices to win business. Our competitors' broad product portfolios, coupled with already existing relationships, may cause our customers to buy our competitors' products or harm our ability to attract new customers.

To compete effectively, we must deliver innovative products that:

- provide extremely high reliability and quality;
- deploy and scale easily and efficiently;
- interoperate with existing network infrastructures and multivendor solutions;
- provide effective network management;
- are accompanied by comprehensive customer support and professional services;
- provide a cost-effective and space efficient solution for service providers; and
- meet price competition from low cost equipment providers.

If we are unable to compete successfully against our current and future competitors, we could experience price reductions, order cancellations, loss of customers and revenues, and our operating results could be adversely affected.

***If we do not anticipate and meet specific customer requirements or if our products do not interoperate with our customers' existing networks, we may not retain current customers or attract new customers.***

To achieve market acceptance for our products, we must effectively anticipate, and adapt in a timely manner to, customer requirements and offer products and services that meet changing customer demands. Prospective customers may require product features and capabilities that our current products do not have. The introduction of new or enhanced products also requires that we carefully manage the transition from older products in order to minimize disruption in customer ordering patterns and ensure that adequate supplies of new products can be delivered to meet anticipated customer demand. If we fail to develop products and offer services that satisfy customer requirements or if we fail to effectively manage the transition from older products, our ability to create or increase demand for our products would be seriously harmed and we may lose current and prospective customers.

Many of our customers will require that our products be designed to interface with their existing networks, each of which may have different specifications. Issues caused by an unanticipated lack of interoperability may result in significant warranty, support and repair costs, divert the attention of our engineering personnel from our hardware and software development efforts and cause significant customer relations problems. If our products do not interoperate with those of our customers' networks, installations could be delayed or orders for our products could be canceled, which would seriously harm our gross margins and result in loss of revenues or customers. Additionally, our customers may decide to devote a significant portion of their budgets to evolving technology as they consider national or worldwide build-outs. Therefore, if the demand for our products is not strong and if our target customers do not adopt, purchase and successfully deploy our current or planned products, our revenues will not grow.

***Our large customers have substantial negotiating leverage, and they may require that we agree to terms and conditions that may have an adverse effect on our business.***

Large communications service providers have substantial purchasing power and leverage in negotiating contractual arrangements with us. These customers may, among other things, require us to develop additional features, require penalties for failure to deliver such features, require us to partner with a certain reseller before purchasing our products and/or seek discounted product or service pricing. As we sell more products to this class of customer, we may be required to agree to terms and conditions that are less beneficial to us, which may affect the timing of revenue recognition, amount of deferred revenues or product and service margins and may adversely affect our financial position and cash flows in certain reporting periods.

***Our stock price has been and may continue to be volatile.***

The market for technology stocks has been, and will likely continue to be, volatile. The following factors could cause the market price of our common stock to fluctuate significantly:

- addition or loss of any major customer;
- continued significant declines in customer spending in the media gateway trunking business;
- consolidation and competition in the telecommunications industry;
- changes in the financial condition or anticipated capital expenditure purchases of any existing or potential major customer;
- economic conditions for the telecommunications, networking and related industries;
- quarterly variations in our bookings, revenues and operating results;
- changes in financial estimates by securities analysts;
- speculation in the press or investment community;
- announcements by us or our competitors of significant contracts, new products or acquisitions, distribution partnerships, joint ventures or capital commitments;
- activism by any single large stockholder or combination of stockholders;
- sales of common stock or other securities by us or by our stockholders in the future;
- securities and other litigation;
- repurchases under our stock buyback program;
- announcement of a stock split, reverse stock split, stock dividend or similar event; and/or
- emergence or adoption of new technologies or industry standards.

***Our business could be jeopardized if we are unable to protect our intellectual property; additionally, in some jurisdictions, our rights may not be as strong as we currently enjoy in the United States.***

We rely on a combination of patent, copyright, trademark and trade secret laws and restrictions on disclosure to protect our intellectual property rights. Despite our efforts to protect our proprietary rights, unauthorized parties may attempt to copy or otherwise obtain and use our products or technology. Monitoring unauthorized use of our products is difficult and we cannot be certain that the steps we have taken will prevent unauthorized use of our technology, particularly in foreign countries where the laws may not protect our proprietary rights as fully as in the United States. The legal systems of many foreign countries do not protect or honor intellectual property rights to the same extent as the legal system of the United States. It may be very difficult, time-consuming and costly for us to attempt to enforce our intellectual property rights in these jurisdictions. If competitors are able to use our technology, our ability to compete effectively could be harmed.

***Claims that our current or future products infringe or misappropriate the proprietary rights of others could adversely affect our ability to sell those products and cause us to incur additional costs.***

Substantial litigation over intellectual property rights exists in the telecommunications industry. We expect that we could be increasingly subject to third-party infringement claims as our revenue increases, the number of competitors grows and the functionality of products and technology in different industry segments overlaps. Third parties may currently have, or may eventually be issued, patents on which our current or future products or technologies may infringe. For example, there has been an increase in the industry of third-party infringement claims brought by Non-Practicing Entities, also known as patent trolls.

In addition, we and our customers have received inquiries from intellectual property owners and may become subject to claims that we or our customers infringe the intellectual property rights of third parties. Any parties asserting that our products infringe upon their proprietary rights could force us to license their patents for substantial royalty payments or to defend



ourselves and possibly our customers or contract manufacturers in litigation. These claims and any resulting licensing arrangement or lawsuit, if successful, could subject us to significant royalty payments or liability for damages and invalidation of our proprietary rights. Any potential intellectual property litigation also could force us to do one or more of the following:

- stop selling, incorporating or using our products that use the challenged intellectual property;
- obtain from the owner of the infringed intellectual property right a license to sell or use the relevant technology, which license may not be available at acceptable prices, on acceptable terms, or at all; or
- redesign those products that use any allegedly infringing technology.

Patent litigation, regardless of its outcome, will likely result in the expenditure of significant financial resources and the diversion of management's time and resources. In addition, patent litigation may cause negative publicity, adversely impact prospective customers, cause product shipment delays, prohibit us from manufacturing, marketing or selling our current or future products, require us to develop non-infringing technology, make substantial payments to third parties or enter into royalty or license agreements, which may not be available on acceptable terms or at all. If a successful claim of infringement were made against us in a particular patent litigation and we could not develop non-infringing technology or license the infringed or similar technology on a timely and cost-effective basis, our revenue may decrease substantially and we could be exposed to significant liability. A court could enter orders that temporarily, preliminarily or permanently enjoin us or our customers from making, using, selling, offering to sell or importing our current or future products, or could enter an order mandating that we undertake certain remedial activities. Although historically our costs to defend lawsuits relating to indemnification provisions in our product agreements have been insignificant, the costs may be significant in future periods.

***We may face risks related to litigation that could result in significant legal expenses and settlement or damage awards.***

From time to time, we are subject to claims and litigation regarding intellectual property rights or other claims, which could seriously harm our business and require us to incur significant costs. In the past, we have been named as a defendant in securities class action and derivative lawsuits. We are generally obliged, to the extent permitted by law, to indemnify our current and former directors and officers who are named as defendants in these lawsuits. Defending against litigation may require significant attention and resources of management. Regardless of the outcome, such litigation could result in significant legal expenses.

We may also be subject to employment claims in connection with employee terminations. In addition, companies in our industry whose employees accept positions with us may claim that we have engaged in unfair hiring practices. These claims may result in material litigation. We could incur substantial costs defending ourselves or our employees against those claims, regardless of their merits. In addition, defending ourselves from those types of claims could divert our management's attention from our operations. The cost of employment claims may also increase as a result of our increasing international expansion.

If we are a party to material litigation and if the defenses we claim are ultimately unsuccessful, or if we are unable to achieve a favorable settlement, we could be liable for large damage awards that could have a material adverse effect on our business and consolidated financial statements.

***Actions that may be taken by significant stockholders may divert the time and attention of our Board of Directors and management from our business operations.***

Campaigns by significant investors to effect changes at publicly-traded companies continue to be prevalent. In 2009, we entered into a letter agreement with our then-largest stockholder, pursuant to which we agreed to take certain actions related to our corporate governance. While we believe we have satisfied in full our obligations under such letter agreement, there can be no assurance that such stockholder and/or any other stockholder will not pursue actions to effect changes in our management and strategic direction, including through the solicitation of proxies from our stockholders. If a proxy contest were to be pursued by any stockholder, it could result in substantial expense to us, consume significant attention of our management and Board of Directors, and disrupt our business.

***Delaware law, our charter documents and our stockholder rights plan contain provisions that could discourage or prevent a potential takeover, even if such a transaction would be beneficial to our stockholders.***

Some provisions in our amended and restated certificate of incorporation, our amended and restated by-laws, as well as provisions of Delaware law, may discourage, delay or prevent a merger or acquisition that may be deemed undesirable by our Board of Directors but that a stockholder may consider favorable. These include provisions:

- authorizing the Board of Directors to issue shares of preferred stock;

- limiting the persons who may call special meetings of stockholders;
- prohibiting stockholder actions by written consent;
- permitting the Board of Directors to increase the size of the Board and to fill vacancies;
- providing indemnification to our directors and officers;
- controlling the procedures for conduct and scheduling of Board and stockholder meetings;
- requiring a super-majority vote of our stockholders to amend our amended and restated by-laws and certain provisions of our amended and restated certificate of incorporation; and
- establishing advance notice requirements for nominations for election to the Board of Directors or for proposing matters that can be acted on by stockholders at stockholder meetings.

These provisions, alone or together, could delay hostile takeovers or changes in control of us or our management.

As a Delaware corporation, we are also subject to provisions of Delaware law, including Section 203 of the Delaware General Corporation law, which prevents some stockholders holding more than 15% of our outstanding common stock from engaging in certain business combinations without approval of the holders of substantially all of our outstanding common stock.

In addition, we adopted a limited duration stockholder rights plan on June 26, 2008, which was amended on June 10, 2011 and again on June 21, 2013 to extend the expiration date of such plan until June 26, 2015. The rights are not intended to prevent a takeover, and we believe these rights will help us in our negotiations with any potential acquirers. However, if the Board of Directors believes that a particular acquisition of us is undesirable, the rights may have the effect of rendering more difficult or discouraging that acquisition. The rights may substantially dilute the stock ownership of a person or group that attempts to acquire us (or a significant percentage of our outstanding capital stock) on terms, or in a manner, not approved by our Board of Directors, except pursuant to an offer conditioned upon redemption of the rights.

Any provision of our amended and restated certificate of incorporation or amended and restated by-laws, our stockholder rights plan or Delaware law that has the effect of delaying or deterring a change in control could limit the opportunity for our stockholders to receive a premium for their shares of our common stock, and could also affect the price that some investors are willing to pay for our common stock. Although we believe that our amended and restated certificate of incorporation and our amended and restated bylaws, provisions of Delaware law and our stockholder rights plan provide an opportunity for the Board of Directors to assure that our stockholders realize full value for their investment, they could have the effect of delaying or preventing a change of control that some stockholders may consider beneficial.

***We are exposed to fluctuations in currency exchange rates that could negatively impact our financial results and cash flows.***

Because a portion of our business is conducted outside the United States, we face exposure to adverse movements in foreign currency exchange rates. These exposures may change over time as business practices evolve, and they could have a material adverse impact on our financial results and cash flows. An increase in the value of the dollar could increase the real cost to our customers of our products in those markets outside the United States where we often sell in dollars, and a weakened dollar could increase the cost of local operating expenses and procurement of raw materials from sources outside the United States.

***We may face risks associated with our international expansion that could impair our ability to grow our international revenues. If we fail to manage the operational and financial risks associated with our international operations, it could have a material adverse effect on our business and consolidated financial statements.***

We have expanded, and expect to continue to expand, our operations in international and emerging markets. International operations are a significant part of our business, and such operations will continue to require significant management attention and financial resources to successfully develop direct and indirect international sales and support channels. In addition, our international operations are subject to other inherent risks, including:

- reliance on channel partners;
- greater difficulty collecting accounts receivable and longer collection cycles;
- difficulties and costs of staffing and managing international operations;
- impacts of differing technical standards outside the United States;
- compliance with international trade, customs and export control regulations;
- reduced protection for intellectual property rights in some countries;
- foreign government regulations limiting or prohibiting potential sales or increasing the cost of doing business in such markets, including reversals or delays in the opening of foreign markets to new competitors or the introduction of new technologies;
- challenging pricing environments in highly competitive new markets;

- foreign currency exchange controls, restrictions on repatriation of cash and changes in currency exchange rates;
- potentially adverse tax consequences; and
- political, social and economic instability, including as a result of the current fragility of global financial markets, health pandemics or epidemics and/or acts of war or terrorism.

Our international revenue, both as a percentage of total revenue and absolute dollars, may vary from one period to the next, and accordingly, current data may not be indicative of future periods. If we are unable to support our business operations in international and emerging markets, or their further expansion, while balancing the higher operational and financial risks associated with these markets, our business and consolidated financial statements could be harmed.

In addition, we may not be able to develop international market demand for our products, which could impair our ability to grow our revenues. In many international markets, long-standing relationships between potential customers and their local suppliers and protective regulations, including local content requirements and approvals, create barriers to entry. We have limited experience marketing, distributing and supporting our products in certain international locations and, to do so, we expect that we will need to develop versions of our products that comply with local standards. Moreover, difficulties in foreign financial markets and economies and of foreign financial institutions, particularly in emerging markets, could adversely affect demand from customers in the affected countries.

***We depend upon contract manufacturers and any disruption in these relationships may cause us to fail to meet the demands of our customers and damage our customer relationships. Additionally, in the event we elect to consolidate and/or change any of our manufacturers, qualifying a new contract manufacturer to commence commercial scale production or consolidating to a reduced number of contract manufacturers are expensive and time-consuming activities and could affect our business.***

While we currently work with three contract manufacturers, we primarily rely upon one large global manufacturer to assemble our products according to our specifications and to fulfill orders on a timely basis. Reliance on a third-party manufacturer involves a number of risks, including a lack of control over the manufacturing process, inventory management and the potential absence or unavailability of adequate capacity. We do not have the internal manufacturing capabilities to meet our customers' demands. Any difficulties or failures to perform by our contract manufacturers could cause delays in customer product shipments or otherwise negatively affect our results of operations.

During 2013, we reduced from five contract manufacturers to three contract manufacturers without any supply disruption. With the acquisition of PT, we have added one additional contract manufacturer such that we are currently working with four contract manufacturers. Additionally, we switched from one single-source manufacturer to another in 2009 as well as in 2011 without any supply disruptions during either of these transitions. However, any future changes to or consolidations of our current contract manufacturers could lead to material shortages or delays in the supply of our products. In the event we elect to continue to consolidate and/or change any of our manufacturers, qualifying a new contract manufacturer to commence commercial scale production or consolidating to a reduced number of contract manufacturers are expensive and time-consuming activities and could result in a significant interruption in the supply of our products. If a change in contract manufacturers results in delays in our fulfillment of customer orders or if a contract manufacturer fails to make timely delivery of orders, we may lose revenues and suffer damage to our customer relationships.

***We and our contract manufacturers rely on single or limited sources for supply of some components of our products and if we fail to adequately predict our manufacturing requirements or if our supply of any of these components is disrupted, we will be unable to ship our products.***

We and our contract manufacturers currently purchase several key components of our products, including commercial digital signal processors, from single or limited sources. Single-source and limited source manufacturing arrangements are of a nature that ordinarily accompanies the type of business we conduct. Nevertheless, depending upon the component, there may or may not be alternative sources of substitutes. We purchase these components on a purchase order basis. If we overestimate our component and finished goods requirements, we could have excess inventory, which would increase our costs. If we underestimate our requirements, we may not have an adequate supply, which could interrupt manufacturing of our products and result in delays in shipments and revenues. Additionally, if any of our contract manufacturers underestimates our requirements, they may not have an adequate supply, which could interrupt manufacturing of our products and result in delays in shipments. If any of our sole or limited source suppliers experiences capacity constraints, work stoppages or other reductions or disruptions in output, they may not be able to meet, or may choose not to meet, our delivery schedules. Moreover, we have agreed to compensate our contract manufacturers in the event of termination or cancellation of orders, discontinuance of product or excess material.

We currently do not have long-term supply contracts with our component suppliers and they are not required to supply us with products for any specified periods, in any specified quantities or at any set price, except as may be specified in a particular purchase order. In the event of a disruption or delay in supply, or inability to obtain products, we may not be able to develop an alternate source in a timely manner or at favorable prices, or at all. While we regularly monitor our inventory of supplies, a failure to find acceptable alternative sources could hurt our ability to deliver high-quality products to our customers and negatively affect our operating margins.

Reliance on our suppliers exposes us to potential supplier production difficulties, quality variations and unforeseen price increases. Our customers rely upon our ability to meet committed delivery dates, and any disruption in the supply of key components would seriously adversely affect our ability to meet these dates and could result in loss of customers, harm to our ability to attract new customers, or legal action by our customers. Defense-expedite rated orders from the U.S. federal government, which by law receive priority, can also interrupt scheduled shipments to our other customers. Additionally, any unforeseen price increases could reduce our profitability or force us to increase our prices, which could result in a loss of customers or harm our ability to attract new customers and could have a material adverse effect on our consolidated financial statements.

Our customer contracts also generally allow customers to reschedule delivery dates or cancel orders within certain time frames before shipment without penalty and outside those times frames with a penalty. Because of these and other factors, there are risks of excesses or inadequate inventory that could negatively affect our expenses, revenue and earnings.

***The market for some of our products depends on the availability and demand for other vendors' products.***

Some of our products, particularly those addressing the Unified Communications market, are designed to function with other vendors' products. In these cases, demand for our products is dependent upon the availability, demand for, and sales of the other vendors' products, as well as the degree to which our products successfully interoperate with the other vendors' products and add value to the solution being provided to the customer. If the other vendors change the design of their products, delay the issuance of new releases, fail to adequately market their products, or are otherwise unsuccessful in building a market for their products, the demand for our products will be adversely affected.

***If we fail to hire and retain needed personnel, the implementation of our business plan could slow or our future growth could be jeopardized.***

Our business depends upon highly skilled technical, managerial, engineering, sales, marketing and customer support personnel. Competition for these personnel is intense, especially during times of economic recovery or growth. Any failure to hire, assimilate in a timely manner and retain needed qualified personnel, particularly engineering and sales personnel, could impair our growth and make it difficult to meet key objectives, such as timely and effective product introductions.

Our future success depends upon the continued services of our executive officers who have critical industry experience and relationships that we rely on to implement our business plan. With the exception of certain key employees based in the European Union, none of our officers or key employees is bound by an employment agreement for any specific term. The loss of the services of any of our officers or key employees could delay the development and introduction of, and negatively impact our ability to sell, our products and achieve our business objectives.

We had two executive departures in 2013: on October 29, 2013, Maurice L. Castonguay resigned as the Company's Senior Vice President and Chief Financial Officer, effective November 1, 2013, and Matthew Dillon, our former Senior Vice President, Global Services and Systems Management, departed the Company effective August 15, 2013. We had two executive departures in 2012: the departures of our Senior Vice President of Engineering and Chief Technology Officer in August 2012 and our Vice President of Human Resources in September 2012. We had three executive departures in 2011: the departure of our Chief Financial Officer and our Vice President of Product Operations, both in August 2011, and the departure of our Vice President of Engineering and Chief Architect in April 2011. While we have since hired replacements and promoted certain individuals, there is always a risk of uncertainty and instability relating to our ability to find highly qualified successors for certain executive positions and to transition the duties and responsibilities of any departing key executive in an orderly manner.

***If in the future we do not have a sufficient number of shares available to issue to our employees, the limited number of shares we could issue may impact our ability to attract, retain and motivate key personnel.***

We historically have used stock options and restricted stock as a significant component of our employee compensation program in order to align our employees' interests with the interests of our stockholders, encourage employee retention and provide competitive compensation packages. In 2007, our stockholders approved a stock incentive plan which includes a limited

amount of shares to be granted under such plan. In 2010, our stockholders approved amendments to this plan to, among other things, increase the number of shares of our common stock that may be granted under this plan from 14,902,701 to 34,902,701. More recently, in 2013, our stockholders approved an amendment to this plan to increase the number of shares of our common stock that may be granted under this plan by 21,000,000, from 34,902,701 to 55,902,701. Additionally, in connection with the acquisition of NET, we assumed NET's 2008 Stock Incentive Plan, which provides for the award of stock options, restricted stock, performance-based awards and stock appreciation rights to Sonus employees who were previously NET employees and Sonus employees hired after August 24, 2012, the NET acquisition date. In connection with the acquisition of PT, we assumed PT's 2001 Stock Option Plan, 2003 Omnibus Incentive Plan and 2012 Omnibus Incentive Plan. PT's 2001 Stock Option Plan had expired for purposes of new options by its terms on May 31, 2011 but was assumed by us solely for the purpose of administering any outstanding options under this plan. Meanwhile, PT's 2003 Omnibus Incentive Plan was assumed by us solely for the purpose of administering any outstanding awards under such plan as of the PT closing. PT's 2012 Omnibus Incentive Plan provides for the award of stock options, restricted stock, stock appreciation rights and other stock-based awards to Sonus employees who were previously PT employees and Sonus employees hired after February 19, 2014, the PT acquisition date. All unissued shares reserved for further issuance under such plans will be substituted with shares of our common stock.

When the number of shares available for grant under our stock incentive plans becomes insufficient for our needs, it is not certain that our stockholders will approve an increase in the number of shares that we are authorized to issue under such plans. The limited number of shares available for use as equity incentives to employees may make it more difficult for us to attract, retain and motivate key personnel.

***We test our products before they are deployed. However, because our larger scale products are sophisticated and designed to be deployed in complex environments, they may have errors or defects that we find only after full deployment, which could seriously harm our business.***

Our larger scale products are sophisticated and are designed to be deployed in large and complex networks. We test our products before they are deployed. However, because of the nature of our products, they can only be fully tested when substantially deployed in very large networks with high volumes of traffic. Some of our customers may discover errors or defects in the software or hardware, or the products may not operate as expected after full deployment. As we continue to expand our distribution channel through distributors and resellers, we will need to rely on and support their service and support organizations. If we are unable to fix errors or other performance problems that may be identified after full deployment of our products, we could experience:

- loss of, or delay in, revenues or increased expense;
- loss of customers and market share;
- failure to attract new customers or achieve market acceptance for our products;
- increased service, support and warranty costs and a diversion of development resources; and/or
- costly and time-consuming legal actions by our customers.

***If we are not able to obtain necessary licenses or on-going maintenance and support of third-party technology at acceptable prices, on acceptable terms, or at all, it could harm our operating results or business.***

We have incorporated third-party licensed technology, including open source software, into our current products. From time to time, we may be required to license additional technology from third parties to develop new products or product enhancements. Third-party licenses and on-going maintenance and support may not be available or continue to be available to us on commercially reasonable terms or may be available to us but only at significantly escalated pricing. Additionally, we may not be able to replace the functionality provided by third-party software currently offered with our products if that software becomes obsolete, defective or incompatible with future versions of our products or is not adequately maintained or updated. The inability to maintain or re-license any third-party licenses required in our current products or to obtain any new third-party licenses to develop new products and product enhancements could require us to obtain substitute technology of lower quality or performance standards or at greater cost, and delay or prevent us from making these products or enhancements, any of which could seriously harm the competitiveness of our products. Any significant interruption in the availability of these third-party software products or defects in these products could harm our sales unless and until we can secure an alternative source. Although we believe there are adequate alternate sources for the technology licensed to us, such alternate sources may not provide us with the same functionality as that currently provided to us.

***Because our larger scale products are deployed in large, complex networks around the world, failure to establish a support infrastructure and maintain required support levels could seriously harm our business.***

Our larger scale products are deployed in large and complex networks around the world. Our customers expect us to establish a support infrastructure and maintain demanding support standards to ensure that their networks maintain high levels of availability and performance. To continue to support our customers with these larger scale products, our support organization will need to provide service and support at a high level throughout the world. If we are unable to provide the expected level of support and service to our customers, we could experience:

- loss of customers and market share;
- failure to attract new customers in new geographies;
- increased service, support and warranty costs and a diversion of development resources; and/or
- network performance penalties.

***A portion of our revenue is generated from sales to U.S. federal government agencies, which is a new line of business for us due to our acquisition of NET in 2012 and our acquisition of PT on February 19, 2014. Disruptions to, or our failure to effectively develop, manage and maintain our government customer relationships could adversely affect our ability to generate revenue from the sales of certain of our products. Further, such government sales are subject to potential delays and cutbacks, require specific testing efforts, and impose significant compliance obligations.***

A portion of our total revenue from product sales comes from contracts with U.S. federal government agencies. None of our current government contracts include long-term purchase commitments. Government sales is a new line of business for us due to our acquisition of NET in 2012 and our acquisition of PT on February 19, 2014, and disruptions to, or our failure to effectively develop, manage and maintain our government customer relationships, could adversely affect our ability to generate revenue from the sales of our products.

Until recently, a majority of NET's government sales has involved the Promina product, for which sales have declined substantially in recent periods. While governmental agencies have purchased and are evaluating some of our new products for broader deployment, this new line of business may not develop quickly or be sufficient to offset future declines in sales of the Promina product. Spending by government customers fluctuates based on budget allocations and the timely passage of the annual federal budget. An impasse in federal government budget decisions could lead to substantial delays or reductions in federal spending. During 2011, the U.S. federal government was unable to reach agreement on budget reduction measures required by the Budget Control Act of 2011 (the "Budget Act"). The sequestration began on March 1, 2013 as a result of budget cuts enacted by the Budget Act, including automatic reductions in both defense and discretionary spending. To date, the effects of sequestration have been minimal on our government business. However, expected additional budget cuts in fiscal 2014 could have an adverse effect on spending on IT and communications products and services, which could result in lower revenue from government customers in the future.

The Department of Defense ("DOD") has issued specific requirements for IP networking products for features and interoperability. In order for a vendor's product to be used to connect to the DOD network, that product must pass a series of significant tests and be certified by the Joint Interoperability Test Command ("JITC"). Certain of our products obtained in the acquisition of NET are already certified by JITC. We have recently submitted all of the requisite paperwork to begin the process of testing of the SBC5000 product at JITC. However, if we are unable to obtain JITC certification as needed, our DOD sales, and hence our revenue and results of operations, may suffer.

A substantial portion of the revenue generated from our government customers is based on our contract with the General Services Administration ("GSA"). This contract imposes significant compliance and reporting obligations on us. The contract also establishes a fixed price under which government customers may purchase our products and provides for automatic mandatory price reductions upon certain events. In addition, the GSA can impose financial penalties for non-compliance.

***Consolidation in the telecommunications industry could harm our business.***

The telecommunications industry has experienced consolidation, including the acquisitions of Acme Packet, Inc. and Tekelec by Oracle Corporation in 2013, and we expect this trend to continue. Consolidation among our customers may cause delays or reductions in capital expenditure plans and/or increased competitive pricing pressures as the number of available customers declines and the relative purchasing power of customers increases in relation to suppliers. Any of these factors could adversely affect our business.

***We are exposed to the credit risk of some of our customers and to credit exposures in fragile financial markets, which could result in material losses.***

Due to our reliance on significant customers, we are dependent on the continued financial strength of our customers. If one or more of our significant customers experience financial difficulties, it could result in uncollectable accounts receivable and our loss of significant customers and anticipated service revenue.

Most of our sales are on an open credit basis, with typical payment terms of 30 to 60 days. We monitor individual customer payment capability in granting such open credit arrangements, seek to limit such open credit to amounts we believe our customers can pay and maintain reserves we believe are adequate to cover exposure for doubtful accounts. However, there can be no assurance that our open credit customers will pay the amounts they owe to us or that the reserves we maintain will be adequate to cover such credit exposure. Our customers' failure to pay and/or our failure to maintain sufficient reserves could have a material adverse effect on our consolidated financial statements. Additionally, in the event that turmoil in the credit markets makes it more difficult for some customers to obtain financing, those customers' ability to pay could be adversely impacted, which in turn could have a material adverse impact on our business and consolidated financial statements.

A portion of our sales is derived through our distributors. As distributors tend to have more limited financial resources than other resellers and end-user customers, they generally represent sources of increased credit risk.

***The hardware products that we purchase from our third-party vendors have life cycles, and some of those products have reached the end of their life cycles. If we are unable to correctly estimate future requirements for these products, it could harm our operating results or business.***

Some of the hardware products that we purchase from our third-party vendors have reached the end of their life cycles. It may be difficult for us to maintain appropriate levels of the discontinued hardware to adequately ensure that we do not have a shortage or surplus of inventory of these products. If we do not correctly forecast the demand for such hardware, we could have excess inventory and may need to write off the costs related to such purchases. The write-off of surplus inventory could materially and adversely affect our operating results. However, if we underestimate our forecast and our customers place orders to purchase more products than are available, we may not have sufficient inventory to support their needs. If we are unable to provide our customers with enough of these products, it could make it difficult to retain certain customers, which could have a material and adverse effect on our business.

***Man-made problems, such as computer viruses, hacking or terrorism, and natural disasters may disrupt our operations and harm our operating results.***

Despite our implementation of network security measures, our servers are vulnerable to computer viruses, break-ins and similar disruptions from unauthorized tampering with our computer systems. Any attack on our servers could have a material adverse effect on our business and consolidated financial statements. Additionally, the information systems of our customers could be compromised due to computer viruses, break-ins and hacking, which could lead to unauthorized tampering with our products and may result in, among other things, the disruption of our customers' business, errors or defects occurring in the software due to such unauthorized tampering, and our products not operating as expected after such unauthorized tampering. Such consequences could affect our reputation and have a material adverse effect on our business and consolidated financial statements. Efforts to limit the ability of malicious third parties to disrupt the operations of the Internet or undermine our own security efforts may be met with resistance. In addition, the continued threat of terrorism and heightened security and military action in response to this threat, or any future acts of terrorism, may cause further disruptions to the economies of the United States and other countries and create further uncertainties or otherwise materially harm our business and consolidated financial statements. Likewise, events such as work stoppages or widespread blackouts could have similar negative impacts. Such disruptions or uncertainties could result in delays or cancellations of customer orders or the manufacture or shipment of our products and have a material adverse effect on our business and consolidated financial statements.

Natural catastrophic events, such as earthquakes, fire, floods, or tornadoes, may also affect our or our customers' operations and could have a material adverse effect on our business. Moreover, one of our offices is located in the Silicon Valley area of Northern California, a region known for seismic activity. These facilities are located near the San Francisco Bay where the water table is quite close to the surface and where tenants in nearby facilities have experienced water intrusion problems. A significant natural disaster, such as an earthquake or flood, could have a material adverse effect on our business in this location.

***A breach of the security of our information systems or those of our third-party providers could adversely affect our operating results.***

We rely upon the security of our information systems and, in certain circumstances, those of our third-party providers, such as vendors, consultants and contract manufacturers, to protect our proprietary information and information of our customers.

Despite our security procedures and those of our third-party providers, our information systems and those of our third-party service providers may be vulnerable to threats such as computer hacking, cyber-terrorism or other unauthorized attempts by third parties to access, modify or delete our or our customers' proprietary information. Information technology system failures, including a breach of our or our third-party providers' data security measures, or the theft or loss of laptops, other mobile devices or electronic records used to back up our systems or our third-party providers' systems, could result in an unintentional disclosure of customer, employee or our information or otherwise disrupt our ability to function in the normal course of business by potentially causing, among other things, delays in the fulfillment or cancellation of customer orders or disruptions in the manufacture or shipment of products or delivery of services, any of which could have a material adverse effect on our operating results. Such consequences could be exacerbated if we or our third-party providers are unable to adequately recover critical systems following a systems failure.

***Failure or circumvention of our controls and procedures could impair our ability to report accurate financial results and could seriously harm our business.***

Even an effective internal control system, no matter how well designed, has inherent limitations - including the possibility of the circumvention or overriding of controls - and therefore, can provide only reasonable assurance with respect to financial statement preparation. The failure or circumvention of our controls, policies and procedures could impair our ability to report accurate financial results and could have a material adverse effect on our business and consolidated financial statements.

***Any changes to existing accounting pronouncements or taxation rules or practices may cause adverse fluctuations in our reported results of operations or affect how we conduct our business.***

A change in accounting pronouncements or taxation rules or practices can have a significant effect on our reported results and may affect our reporting of transactions completed before the change is effective. New accounting pronouncements, taxation rules and varying interpretations of accounting pronouncements or taxation rules have occurred in the past and may occur in the future. The change to existing rules, future changes, if any, or the need for us to modify a current tax position may adversely affect our reported financial results or the way we conduct our business. For example, a new revenue recognition standard is expected to be issued in the first half of 2014 which could be effective for companies as early as 2015, and could have a material impact on our consolidated financial statements.

***Changes in our business strategy related to product and maintenance offerings and pricing could affect revenue recognition.***

Our business strategy and competition within the industry could exert pricing pressure on our maintenance offerings. Changes in our product or maintenance offerings or packages and related pricing could affect the amount of revenue recognized in a reporting period.

***If our goodwill or intangible assets become impaired, we may be required to record a significant charge to earnings.***

Under generally accepted accounting principles, we review our intangible assets for impairment when events or changes in circumstances indicate the carrying value may not be recoverable. Our intangible assets increased by approximately \$17 million in 2012 as a result of our acquisition of NET. Goodwill, which increased by approximately \$27 million as a result of our acquisition of NET, is tested for impairment at least annually. Additionally, we expect our goodwill to increase as a result of the recently completed acquisition of PT. Factors that may be considered a change in circumstances indicating that the carrying value of our goodwill or intangible assets may not be recoverable include significant underperformance relative to plan or long-term projections, strategic changes in business strategy, significant negative industry or economic trends, significant change in circumstances relative to a large customer, significant decline in our stock price for a sustained period and decline in our market capitalization to below net book value.

***Failure by our strategic partners or by us in integrating products provided by our strategic partners could harm our business.***

Our solutions include the integration of products supplied by strategic partners, who offer complementary products and services. We rely on these strategic partners in the timely and successful deployment of our solutions to our customers. If the products provided by these partners have defects or do not operate as expected, if the services provided by these partners are not completed in a timely manner, or if we do not effectively integrate and support products supplied by these strategic partners, then we may have difficulty with the deployment of our solutions that may result in:

- loss of, or delay in, revenues;



- increased service, support and warranty costs and a diversion of development resources; and
- network performance penalties.

In addition to cooperating with our strategic partners on specific customer projects, we also may compete in some areas with these same partners. If these strategic partners fail to perform or choose not to cooperate with us on certain projects, in addition to the effects described above, we could experience:

- loss of customers and market share; and
- failure to attract new customers or achieve market acceptance for our products.

***Our use and reliance upon research and development resources in India may expose us to unanticipated costs and/or liabilities.***

We have a significant research and development center in Bangalore, India and have increased headcount and development activity at this facility. The employees at this facility consist principally of research and development personnel. There is no assurance that our reliance upon development resources in India will enable us to achieve meaningful cost reductions or greater resource efficiency. Further, our development efforts and other operations in India involve significant risks, including:

- difficulty hiring and retaining appropriate engineering and management resources due to intense competition for such resources and resulting wage inflation;
- knowledge transfer related to our technology and resulting exposure to misappropriation of intellectual property or information that is proprietary to us, our customers and other third parties;
- heightened exposure to changes in economic, security and political conditions in India; and
- fluctuations in currency exchange rates and tax compliance in India.

Difficulties resulting from the factors noted above and other risks related to our operations in India could increase our expenses, impair our development efforts, harm our competitive position and damage our reputation.

***Failure to comply with the Foreign Corrupt Practices Act or the UK Bribery Act could subject us to significant civil or criminal penalties.***

We earn a significant portion of our total revenues from international sales generated through our foreign direct and indirect operations. As a result, we are subject to the Foreign Corrupt Practices Act of 1977, as amended, or the FCPA, and the UK Bribery Act of 2010, or the UKBA, which are laws that prohibit bribery in the conduct of business. The FCPA generally prohibits U.S. companies and their intermediaries from making corrupt payments to foreign officials for the purpose of obtaining or keeping business or otherwise obtaining favorable treatment, and requires companies to maintain adequate record-keeping and internal accounting practices to accurately reflect the transactions of the company. The FCPA applies to companies, individual directors, officers, employees and agents. The UKBA is much broader and prohibits all bribery, in both the public and private sectors. Although the UKBA does not contain a separate financial records provision, such a requirement is captured under other UK legislation. Under the FCPA and the UKBA, U.S. companies, their subsidiaries, employees, senior officers and/or directors may be held liable for actions taken by strategic or local partners or representatives. In addition, the U.S. government or the UK government, as applicable, may seek to hold us liable for successor liability violations committed by companies in which we acquire. If we or our intermediaries fail to comply with the requirements of the FCPA and the UKBA, governmental authorities in the United States and the United Kingdom, as applicable, could seek to impose civil and/or criminal penalties, which could have a material adverse effect on our reputation and consolidated financial statements.

***Compliance with new regulations regarding the use of conflict minerals may disrupt our operations and harm our operating results.***

In August 2012, under the Dodd-Frank Wall Street Reform and Consumer Protection Act of 2010, the Securities and Exchange Commission adopted new requirements for companies that use certain minerals and derivative metals (referred to as "conflict minerals" regardless of their actual country of origin) in their products. These metals, which include tantalum, tin, gold and tungsten, are central to the technology industry and are present in our products as component parts. As a result, we are required to investigate and disclose whether or not the conflict minerals that are used in our products originated from the Democratic Republic of the Congo or adjoining countries. There will be costs associated with these investigation and disclosure requirements, in addition to the potential costs of changes to products, processes or sources of supply as a consequence of such activities. In addition, the implementation of these rules could adversely affect the sourcing, supply and pricing of materials used in our products. Also, we may face reputational challenges if we are unable to sufficiently verify the origins for all conflict minerals used in our products through the procedures we may implement or if we are unable to replace any conflict

minerals used in our products that are sourced from the Democratic Republic of the Congo or adjoining countries, as there may not be any acceptable alternative sources of the conflict minerals in question or alternative materials that have the properties we need for our products. We may also encounter challenges to satisfy those customers who require that all of the components of our products be certified as conflict-free. If we are not able to meet customer requirements, customers may choose to disqualify us as a supplier and we may have to write off inventory in the event that it cannot be sold. These changes could also have an adverse impact in our ability to manufacture and market our products.

***We are subject to governmental export and import controls that could subject us to liability, require a license from the U.S. government or impair our ability to compete in international markets.***

Our products are subject to U.S. export controls and may be exported outside the United States only with the required level of export license or through an export license exception because we incorporate encryption technology into our products. Under these laws and regulations, we are responsible for obtaining all necessary licenses or other approvals, if required, for exports of hardware, software and technology, as well as the provision of service. Obtaining export licenses can be difficult and time-consuming, and in some cases a license may not be available on a timely basis or at all.

In addition, various countries regulate the import of certain encryption technology and have enacted laws that could limit our ability to distribute our products or our customers' ability to implement our products in those countries. Changes in our products or changes in export and import regulations may create delays in the introduction of our products in international markets, prevent our customers with international operations from deploying our products throughout their global systems or, in some cases, prevent the export or import of our products to certain countries altogether. Any change in export or import regulations or related legislation, shift in approach to the enforcement or scope of existing regulations or change in the countries, persons or technologies targeted by such regulations, could result in decreased use of our products by, or in our decreased ability to export or sell our products to, existing or potential customers with international operations. Any decreased use of our products or limitation on our ability to export or sell our products would likely have a material adverse effect on our business and consolidated financial statements.

***Regulation of the telecommunications industry could harm our operating results and future prospects.***

The telecommunications industry is highly regulated and our business and financial condition could be adversely affected by changes in the regulations relating to the telecommunications industry. Currently, there are few laws or regulations that apply directly to access to or delivery of voice services on IP networks. We could be adversely affected by regulation of IP networks and commerce in any country where we operate, including the United States. Such regulations could include matters such as voice over the Internet or using Internet protocol, encryption technology, and access charges for service providers. The adoption of such regulations could decrease demand for our products, and at the same time increase the cost of selling our products, which could have a material adverse effect on our business and consolidated financial statements.

#### **Item 1B. Unresolved Staff Comments**

None.

## Item 2. Properties

Our corporate headquarters is located in a leased facility in Westford, Massachusetts, consisting of 97,500 square feet under a lease that expires in August 2018. In addition to our corporate headquarters, we maintained, as of December 31, 2013, the following active facilities:

<u>Location</u>	<u>Principal use</u>	<u>Square footage (approximate)</u>	<u>Lease expiration</u>
Fremont, California	Sales and customer support	97,700	December 2016*
Bangalore, India	Engineering/development	71,500	January 2016
Richardson, Texas	Customer support	23,700	January 2015
Freehold, New Jersey	Engineering/development	16,500	December 2017
Dulles, Virginia	Sales and customer support	14,600	August 2019
Tokyo, Japan	Sales and customer support	7,200	September 2015
Swindon, United Kingdom	Engineering/development and customer support	5,800	December 2014
Schaumburg, Illinois	Engineering/development	4,700	October 2019

---

\* 2013 and 2012 restructuring expense included charges related to approximately two-thirds of this facility.

As of December 31, 2013, we also leased short-term office space in Australia, Bangladesh, China, the Czech Republic, France, Germany, Hong Kong, India, Malaysia, New Zealand, Singapore, Taiwan, the United Arab Emirates and the United Kingdom. We believe our existing facilities are adequate for our current needs and that suitable additional space will be available as needed.

## Item 3. Legal Proceedings

We are often a party to disputes and legal proceedings that we consider routine and incidental to our business. Management does not expect the results of any of these actions to have a material effect on our business or consolidated financial statements.

## Item 4. Mine Safety Disclosures

Not applicable.

## PART II

### Item 5. Market for Registrant's Common Equity, Related Stockholder Matters and Issuer Purchases of Equity Securities

#### Market Information

Our common stock is quoted on the NASDAQ Global Select Market under the symbol "SONS".

The following table sets forth, for the time periods indicated, the high and low sale prices of our common stock as reported on the NASDAQ Global Select Market.

	<u>High</u>	<u>Low</u>
<b>Fiscal 2013</b>		
First quarter	\$ 2.84	\$ 1.76
Second quarter	\$ 3.57	\$ 1.98
Third quarter	\$ 3.82	\$ 2.83
Fourth quarter	\$ 3.56	\$ 2.68
<b>Fiscal 2012</b>		
First quarter	\$ 3.11	\$ 2.35
Second quarter	\$ 3.00	\$ 2.01
Third quarter	\$ 2.23	\$ 1.56
Fourth quarter	\$ 1.96	\$ 1.36

#### Holdings

At February 15, 2014, there were approximately 487 holders of record of our common stock.

#### Dividend Policy

We have never declared or paid cash dividends and have no present intention to pay cash dividends in the foreseeable future.

#### Recent Sales of Unregistered Securities

None.

## Purchases of Equity Securities by the Issuer and Affiliated Purchasers

The following table summarizes repurchases of our common stock during the fourth quarter of 2013:

<u>Period</u>	<u>Total Number of Shares Purchased (1)</u>	<u>Average Price Paid per Share</u>	<u>Total Number of Shares Purchased as Part of Publicly Announced Plans or Programs (2)</u>	<u>Approximate Dollar Value of Shares that May Yet be Purchased Under the Plans or Programs (3)</u>
September 28, 2013 to October 25, 2013	—	\$ —	—	\$ 62,925,537
October 26, 2013 to November 22, 2013	3,198,033	\$ 2.88	3,191,573	\$ 53,743,305
November 23, 2013 to December 31, 2013	4,545,041	\$ 2.87	4,531,427	\$ 40,746,568
Total	<u>7,743,074</u>	\$ 2.87	<u>7,723,000</u>	\$ 40,746,568

(1) Upon vesting of restricted stock awards, our employees are permitted to return to us a portion of the newly vested shares to satisfy the tax withholding obligations that arise in connection with such vesting. During the fourth quarter of 2013, 20,074 shares of restricted stock were returned to us by employees to satisfy tax withholding obligations arising in connection with vesting of restricted stock, which shares are included in this column.

(2) Consists of purchases pursuant to a stock buyback program announced on July 29, 2013, under which our Board of Directors has authorized the repurchase of up to \$100 million of our common stock from time to time on the open market or in privately negotiated transactions (the "2013 Buyback Program"). The timing and amount of any shares repurchased will be determined by our management based on its evaluation of market conditions and other factors. We may elect to implement a 10b5-1 repurchase program, which would permit shares to be repurchased when we might otherwise be precluded from doing so under insider trading laws. The 2013 Buyback Program does not have a fixed expiration date but may be suspended or discontinued at any time. The 2013 Buyback Program is being funded using our working capital.

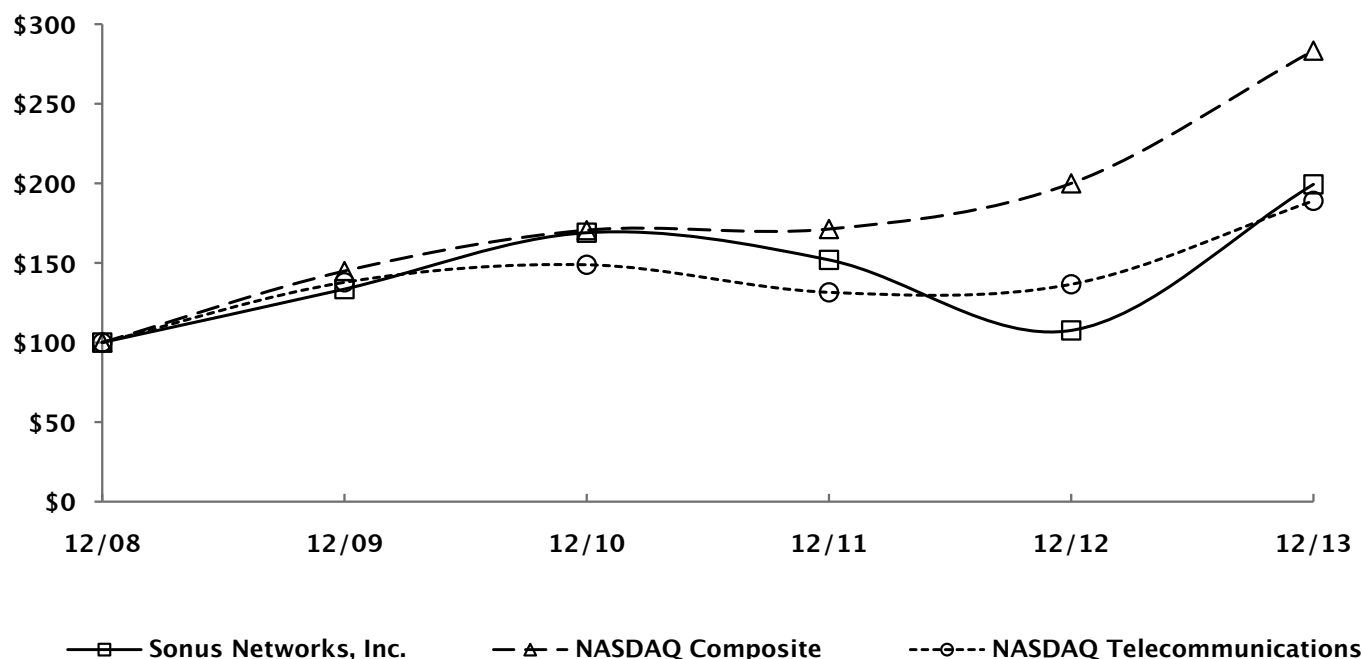
(3) Consists of amounts available for repurchases under the 2013 Buyback Program.

## Performance Graph

The following performance graph compares the cumulative total return to stockholders for our common stock for the period from December 31, 2008 through December 31, 2013 with the cumulative total return over the same period on the NASDAQ Composite Index and the NASDAQ Telecommunications Index. The comparison assumes an investment of \$100 on December 31, 2008 in our common stock and in each of the indices and, in each case, assumes reinvestment of all dividends, if any. The performance shown is not necessarily indicative of future performance.

This graph is not deemed to be "filed" with the SEC or subject to the liabilities of Section 18 of the Exchange Act, and should not be deemed to be incorporated by reference into any of our prior or subsequent filings under the Securities Act or the Exchange Act.

### COMPARISON OF 5 YEAR CUMULATIVE TOTAL RETURN\* Among Sonus Networks, Inc., the NASDAQ Composite Index and the NASDAQ Telecommunications Index



\*\$100 invested on 12/31/08 in stock or index, including reinvestment of dividends.  
Year ending December 31.

	December 31,					
	2008	2009	2010	2011	2012	2013
Sonus Networks, Inc.	\$ 100.00	\$ 133.54	\$ 168.99	\$ 151.90	\$ 107.59	\$ 199.37
NASDAQ Composite	\$ 100.00	\$ 144.88	\$ 170.58	\$ 171.30	\$ 199.99	\$ 283.39
NASDAQ Telecommunications	\$ 100.00	\$ 137.81	\$ 148.84	\$ 131.52	\$ 136.58	\$ 189.00

## ITEM 6. Selected Financial Data

The following selected consolidated financial data should be read in conjunction with "Management's Discussion and Analysis of Financial Condition and Results of Operations" and our consolidated financial statements and notes thereto included elsewhere in this Annual Report on Form 10-K.

### Consolidated Statement of Operations Data

(In thousands, except per share amounts)	Year ended December 31,				
	2013	2012 (1)	2011	2010	2009
Revenue:					
Product	\$ 167,272	\$ 153,326	\$ 154,373	\$ 146,583	\$ 136,276
Service	109,461	100,808	105,323	102,724	91,220
Total revenue	<u>276,733</u>	<u>254,134</u>	<u>259,696</u>	<u>249,307</u>	<u>227,496</u>
Cost of revenue:					
Product	59,235	58,109	57,929	48,163	38,893
Service	45,038	53,431	55,646	47,992	44,467
Total cost of revenue	<u>104,273</u>	<u>111,540</u>	<u>113,575</u>	<u>96,155</u>	<u>83,360</u>
Gross profit	<u>172,460</u>	<u>142,594</u>	<u>146,121</u>	<u>153,152</u>	<u>144,136</u>
Operating expenses:					
Research and development	69,559	67,341	64,410	62,786	59,864
Sales and marketing	78,365	76,341	59,279	51,033	48,929
General and administrative	40,107	34,283	34,957	49,391	43,217
Acquisition-related expense	93	5,496	—	—	—
Restructuring expense	5,411	7,675	—	1,501	3,510
Total operating expenses	<u>193,535</u>	<u>191,136</u>	<u>158,646</u>	<u>164,711</u>	<u>155,520</u>
Loss from operations	<u>(21,075)</u>	<u>(48,542)</u>	<u>(12,525)</u>	<u>(11,559)</u>	<u>(11,384)</u>
Interest and other income, net	408	814	1,287	1,561	3,993
Loss from continuing operations before income taxes	<u>(20,667)</u>	<u>(47,728)</u>	<u>(11,238)</u>	<u>(9,998)</u>	<u>(7,391)</u>
Income tax (provision) benefit	(1,452)	(2,441)	(1,465)	(693)	2,459
Net loss	<u>\$ (22,119)</u>	<u>\$ (50,169)</u>	<u>\$ (12,703)</u>	<u>\$ (10,691)</u>	<u>\$ (4,932)</u>
Loss per share:					
Basic	\$ (0.08)	\$ (0.18)	\$ (0.05)	\$ (0.04)	\$ (0.02)
Diluted	\$ (0.08)	\$ (0.18)	\$ (0.05)	\$ (0.04)	\$ (0.02)
Shares used to compute loss per share:					
Basic	278,428	280,090	278,540	275,470	273,730
Diluted	278,428	280,090	278,540	275,470	273,730

(1) Includes the results of operations of Network Equipment Technologies, Inc. for the period subsequent to its acquisition by the Company on August 24, 2012.

**Consolidated Balance Sheet Data**

December 31,

(In thousands)	2013	2012	2011	2010	2009
Cash and cash equivalents	\$ 72,423	\$ 88,004	\$ 105,451	\$ 62,501	\$ 125,323
Short-term marketable securities	\$ 138,882	\$ 161,905	\$ 224,090	\$ 258,831	\$ 239,223
Long-term investments	\$ 34,364	\$ 29,698	\$ 55,427	\$ 87,087	\$ 49,598
Working capital	\$ 223,879	\$ 286,745	\$ 336,619	\$ 323,477	\$ 352,409
Total assets	\$ 417,484	\$ 470,740	\$ 504,715	\$ 555,954	\$ 540,737
Current convertible subordinated note	\$ 2,380	\$ —	\$ —	\$ —	\$ —
Long-term deferred revenue, net of current portion	\$ 10,528	\$ 11,647	\$ 11,601	\$ 42,811	\$ 25,242
Long-term convertible subordinated note	\$ —	\$ 2,380	\$ —	\$ —	\$ —
Other long-term liabilities, net of current portion	\$ 4,371	\$ 5,706	\$ 3,599	\$ 4,138	\$ 1,127
Total stockholders' equity	\$ 312,252	\$ 376,046	\$ 415,301	\$ 418,956	\$ 414,238



## Item 7. Management's Discussion and Analysis of Financial Condition and Results of Operations

### Overview

We are a leading provider of networked solutions for communications service providers (e.g., telecommunications, wireless and cable service providers) and enterprises to help them advance, protect and unify their communications and improve collaboration. We help many of the world's leading communications service providers and enterprises embrace the next generation of Session Initiation Protocol ("SIP")-based solutions, including Voice over Internet Protocol ("VoIP"), video and Unified Communications ("UC") through secure, reliable and scalable Internet Protocol ("IP") networks. Our products include session border controllers ("SBCs"), policy/routing servers, media and signaling gateways and network analytics tools. Our solutions address the need for communications service providers and enterprises to seamlessly link and leverage multivendor, multiprotocol communications systems and applications across their networks, around the world and in a rapidly changing ecosystem of IP-enabled devices such as smartphones and tablets. Our solutions help our customers realize the intended value and benefits of UC platforms such as Microsoft Lync by enabling disparate communications environments, commonplace in most enterprises today, to work seamlessly together. Likewise, our solutions facilitate the deployment and adoption of cloud-based communications.

Our target customers are comprised of both communications service providers and enterprises. Customers and prospective customers in the service provider space are traditional and emerging communications service providers, including long distance carriers, local exchange carriers, Internet service providers, wireless operators, cable operators, international telephone companies and carriers that provide services to other carriers. Enterprise customers include financial institutions, retailers, state and local governments and other multinational corporations. We collaborate with our customers to identify and develop new, advanced services and applications that can help to reduce costs, improve productivity and generate new revenue.

We have traditionally sold our products principally through a direct sales force located in North America, Europe, Asia-Pacific, Central/Latin America and the Middle East, with additional sales support from regional channel partners throughout the world. In 2012, we launched an expanded channel partner program, the Sonus Partner Assure Program, to address service provider and enterprise market opportunities. This move was prompted in part by the rise of complexity in enterprise communications and the return on investment that enterprises can realize by simplifying and unifying their communications (e.g., voice, video, instant message and business applications) over SIP-based systems. In 2013, we continued to expand this program.

In concert with our Sonus Partner Assure Program, we enhanced our flagship SBC 5200 to be more enterprise- and channel-centric and launched a new SBC, the SBC 5100, to address the requirements for smaller office and branch office requirements for VoIP and SIP deployments.

On August 24, 2012 (the "Acquisition Date"), we completed the acquisition of Network Equipment Technologies, Inc. ("NET"), a Delaware corporation, for a cash purchase price of \$1.35 per share of outstanding NET common stock, or \$41.5 million. The acquisition of NET expanded our SBC portfolio, opened new sales channels and added a government installed base to our customer base. The acquisition of NET also provided us with strong expertise in the Microsoft Lync market, and today we have more Lync-qualified SBCs than any other vendor. The financial results of NET are included in our financial results for the period subsequent to the acquisition.

In October 2013, we introduced the industry's first software-based SBC architected to feature unlimited scalability and advanced features, the Sonus SBC SWe (Software edition).

On February 19, 2014, we completed the acquisition of Performance Technologies, Incorporated ("PT"), a Delaware corporation, for \$3.75 per share, or approximately \$34 million in cash, net of PT's cash and excluding acquisition-related costs. We believe that this acquisition will enable us to expand and diversify our portfolio with an integrated, virtualized Diameter and SIP-based solution and deliver strategic value to service providers seeking to offer new multimedia services through mobile, cloud-based real-time communications.

On February 24, 2014, we announced our new Sonus SBC 7000 SBC (the "SBC 7000"), which is designed to address scalability requirements for real-time, multimedia communications with the capability to license up to 150,000 sessions. The SBC 7000 is purpose-built to support emerging services such as high definition ("HD") voice and video, Voice over Long-Term Evolution ("VoLTE") and Rich Communications Services ("RCS").

We continue to focus on the key elements of our strategy, which is designed to capitalize on our technology and market lead, and build a premier franchise in multimedia infrastructure solutions. We are currently focusing our major efforts on the following aspects of our business as we continue to transition our company to an SBC company:

- expanding our solutions to address emerging UC- and IP-based markets, such as SBC, in the enterprise and service provider markets;
- embracing the principles outlined by 3GPP, 4GPP2 and LTE architectures and delivering the industry's most advanced IMS (IP Multimedia Subsystem)-ready SBC product suite;
- leveraging our TDM (time division multiplexing)-to-IP gateway technology leadership with service providers to accelerate adoption of SIP-enabled Unified Communication services;
- expanding and broadening our customer base by targeting the enterprise market for SIP trunking and access solutions;
- assisting our customers' ability to differentiate themselves by offering a sophisticated application development platform and service creation environment;
- expanding our global sales distribution, marketing and support capabilities, including continued expansion of our indirect sales channel program;
- actively contributing to the SIP standards definition and adoption process;
- pursuing strategic transactions and alliances; and
- maintaining our planned path to profitability by continuing to improve our overall performance.

In August 2012, we announced that we were implementing a restructuring initiative to streamline operations and reduce our operating costs. In connection with this action, we recorded restructuring expense of \$5.4 million in 2013, comprised of \$5.1 million for severance and related costs and \$0.3 million related to facilities. In 2012 we recorded restructuring expense of \$7.7 million, comprised of \$4.2 million for the consolidation of certain facilities, \$3.2 million for severance and related costs and \$0.3 million for the write-off of assets associated with the reduced headcount and facilities consolidations.

We reported losses from operations of \$21.1 million for 2013, \$48.5 million for 2012 and \$12.5 million for 2011. We reported net losses of \$22.1 million in 2013, \$50.2 million in 2012 and \$12.7 million in 2011.

Our revenue was \$276.7 million in 2013, \$254.1 million in 2012 and \$259.7 million in 2011. Our gross profit was \$172.5 million in 2013, \$142.6 million in 2012 and \$146.1 million in 2011. Our gross profit as a percentage of revenue ("total gross margin") was 62.3% in 2013, 56.1% in 2012 and 56.3% in 2011. Our gross profit in 2012 was negatively impacted by the write-off of \$7.1 million of prepaid royalties for licensed technology related to products from which we do not expect to derive future sales, which reduced our total gross margin by approximately three percentage points.

Our operating expenses were \$193.5 million in 2013, compared to \$191.1 million in 2012 and \$158.6 million in 2011. Our 2013 operating expenses included \$0.1 million of incremental acquisition-related costs in connection with the acquisition of PT and \$5.4 million of restructuring expense. Our 2012 operating expenses included \$5.5 million of incremental acquisition-related costs in connection with the NET acquisition and \$7.7 million of restructuring expense. Our 2011 operating expenses included \$0.8 million of incremental costs related to the departure of our former Senior Vice President and Chief Financial Officer in August 2011 and \$0.7 million of expense for the early termination of our lease in Freehold, New Jersey.

We recorded stock-based compensation expense of \$17.9 million in 2013, \$9.0 million in 2012 and \$7.9 million in 2011. The stock-based compensation actions described below increased stock-based compensation expense while reducing cash salary and bonus expenses in 2013, and to a lesser extent in 2012, and we expect a similar effect in 2014.

Lower portfolio yield on our investments, coupled with lower amounts invested in cash equivalents and marketable securities, resulted in lower interest income, which was also a factor in our current year net loss, as was higher interest expense related to the subordinated notes assumed in connection with the NET acquisition.

See "Results of Operations" in this Management's Discussion and Analysis of Financial Condition and Results of Operations for a discussion of these changes in our revenue and expenses.

On February 18, 2014, we announced that Matthew W. Bross and Richard J. Lynch had been appointed to our Board of Directors, expanding our Board from nine to eleven directors.

On October 24, 2013, Mark T. Greenquist accepted an offer of employment as Chief Financial Officer of the Company, effective November 1, 2013.

On October 9, 2013, we announced the Sonus SBC SWe, the industry's first software-based SBC that delivers unlimited scalability with the same advanced features and functionality found on our Sonus SBC 5000 series on a virtualized platform. The Sonus SBC SWe addresses service providers' requirements for network functions virtualization and software-defined networking-enabled SBC technology to scale cloud-based delivery platforms. We believe that the SBC SWe will allow our customers to move seamlessly between hardware and software solutions with assurance that their existing communications and network investments are fully protected.

On September 4, 2013, we announced that Pamela D.A. Reeve had been appointed to our Board of Directors, expanding our Board from eight to nine directors.

On July 29, 2013, we announced that Maurice L. Castonguay, our Senior Vice President and Chief Financial Officer ("Mr. Castonguay"), planned to leave the Company. To facilitate an orderly transition of his duties and responsibilities, Mr. Castonguay and the Company entered into a letter agreement on July 26, 2013 under which Mr. Castonguay agreed to remain with the Company through March 31, 2014. Under the July 26, 2013 letter agreement, Mr. Castonguay agreed to continue to perform the duties and responsibilities of his current roles as Senior Vice President, Chief Financial Officer, Treasurer and Principal Accounting Officer of the Company until the earlier of (i) the time that his successor is hired, at which time Mr. Castonguay agreed to relinquish his current positions and provide transition services at the Company's request in the role of Senior Consultant - Finance through March 31, 2014 and (ii) March 31, 2014. On October 29, 2013, Maurice L. Castonguay resigned as Senior Vice President and Chief Financial Officer, effective November 1, 2013.

On July 29, 2013, we announced that Matthew Dillon would step down as Senior Vice President, Global Services and Systems Management, effective August 15, 2013.

In March 2013, 21 of our executives, including Raymond P. Dolan, our President and Chief Executive Officer ("Mr. Dolan"), elected to receive bonuses with respect to 2013 (collectively, the "2013 Bonus"), if any were earned, in the form of shares of our common stock (collectively, the "2013 Bonus Shares"). The 2013 Bonus Shares, if any were granted, would be granted on a date concurrent with the timing of normal 2013 bonus payouts and would be fully vested as of the date of grant, with the number of 2013 Bonus Shares calculated by dividing amounts equal to 1.5 times the respective 2013 Bonus amounts earned, as determined by the Compensation Committee of the Company's Board of Directors (the "Compensation Committee") by the closing price of the Company's common stock on the date of grant. The Company recorded stock-based compensation expense for the 2013 Bonus Shares commensurate with the expected achievement level represented by the Company's accrual for its company-wide cash bonus program, as the performance metrics for each are consistent. On February 11, 2014, the Compensation Committee determined the achievement level for the 2013 Bonus Shares and also that such shares would be granted and vest immediately on February 18, 2014. Accordingly, we granted approximately 1 million 2013 Bonus Shares on February 18, 2014, based on \$3.30 per share, the closing price of our common stock on the date of grant.

On February 15, 2013, Mr. Dolan elected to accept restricted shares of our common stock in lieu of his base salary for the period from January 1, 2013 through December 31, 2013. Mr. Dolan had previously not received any salary payments from us for this period. On February 15, 2013, we granted Mr. Dolan 183,824 shares of restricted common stock (the "2013 Salary Shares") having a total grant date fair value of \$500,000, equal to Mr. Dolan's base salary for the year ending December 31, 2013. The number of shares was calculated by dividing Mr. Dolan's base salary for the year by \$2.72, the closing price of our common stock on the date of grant. The 2013 Salary Shares were fully vested on December 31, 2013. We recorded stock-based compensation expense related to the 2013 Salary Shares ratably for the period of January 1, 2013 through December 31, 2013.

On February 14, 2013, the Compensation Committee determined that eight of our executives, excluding Mr. Dolan, would receive their bonuses with respect to 2012 in the form of restricted shares of our common stock equal to 100% of their respective target bonus amounts for 2012 (collectively, the "Executive Bonus Shares"). The number of shares granted to each executive was calculated by dividing his/her target bonus amount by the closing price of our common stock on February 15, 2013, the date of grant. The Executive Bonus Shares vested 50% on August 15, 2013 and the remaining 50% vested on February 15, 2014. We had accrued for the cash payment of bonuses at the expected company-wide cash payout percentage amount at December 31, 2012, which amounts were less than the target bonus amounts for each individual. We recorded the unamortized expense related to the Executive Bonus Shares as stock-based compensation expense through February 15, 2014.

On August 7, 2012, Mr. Dolan elected to accept shares of restricted stock (the "2012 Salary Shares") in lieu of his base salary for the period from August 10, 2012 through December 31, 2012 and to receive his 2012 target bonus, if earned, in the form of restricted shares (the "Dolan 2012 Bonus Shares"). We granted Mr. Dolan 108,398 Salary Shares, which had a total grant date fair value equal to the balance of Mr. Dolan's base salary for the year ending December 31, 2012, calculated by dividing Mr. Dolan's remaining base salary for the year by \$1.78, the closing price of our common stock on the date of grant.

The Salary Shares vested in full on December 31, 2012. We recorded compensation expense related to these awards ratably over the remaining vesting period through December 31, 2012. On August 10, 2012, we granted Mr. Dolan 421,348 Dolan 2012 Bonus Shares, which equaled Mr. Dolan's potential 2012 bonus at the maximum level of achievement (150% of Mr. Dolan's annual base salary), divided by 1.78, the closing price of our common stock on the date of grant. During 2012, we recorded stock-based compensation expense for the Dolan 2012 Bonus Shares commensurate with the expected achievement level represented by our accrual for our company-wide cash bonus program, as the performance metrics for each were consistent. On February 14, 2013, the Compensation Committee determined that Mr. Dolan had earned 280,899 Dolan 2012 Bonus Shares, of which 50% vested on August 15, 2013 and the remaining 50% vested on February 15, 2014. We recorded the unamortized expense related to the Dolan 2012 Bonus Shares, including incremental expense arising from the modification of this award, through February 15, 2014. Mr. Dolan forfeited the remaining 140,449 Dolan 2012 Bonus Shares on February 14, 2013.

Certain members of our Board of Directors elected to receive their annual cash retainer in shares of our common stock in lieu of cash payments. Accordingly, we granted approximately 73,000 shares in the aggregate under our 2007 Plan to such members of the Board of Directors, of which approximately 40,000 shares were granted on February 15, 2013 and approximately 33,000 shares were granted on June 17, 2013. All such shares vested immediately on the applicable grant date.

Effective in 2012, we began to report the first, second and third quarters of each year on a 4-4-5 basis. In 2013, our first quarter ended on March 29, 2013, our second quarter ended on June 28, 2013 and our third quarter ended on September 27, 2013. In 2012, our first quarter ended on March 30, 2012, our second quarter ended on June 29, 2012 and our third quarter ended on September 28, 2012. Our fiscal year-end continues to be December 31.

### **Critical Accounting Policies and Estimates**

Management's discussion and analysis of the financial condition and results of operations is based upon our consolidated financial statements, which have been prepared in accordance with accounting principles generally accepted in the United States of America. The preparation of these financial statements requires us to make estimates and judgments that affect the reported amounts of assets, liabilities, revenues and expenses, and related disclosure of contingent assets and liabilities. We base our estimates and judgments on historical experience, knowledge of current conditions and beliefs of what could occur in the future given available information. We consider the following accounting policies to be both those most important to the portrayal of our financial condition and those that require the most subjective judgment. If actual results differ significantly from management's estimates and projections, there could be a material effect on our consolidated financial statements. The significant accounting policies that we believe are the most critical include the following:

- Revenue recognition;
- Valuation of inventory;
- Loss contingencies and reserves;
- Stock-based compensation;
- Business combinations;
- Goodwill and intangible assets; and
- Accounting for income taxes.

**Revenue Recognition.** We recognize revenue from sales when persuasive evidence of an arrangement exists, delivery has occurred, the sale price is fixed or determinable, and collectability of the related receivable is probable. When we have future obligations, including a requirement to deliver additional elements that are essential to the functionality of the delivered elements or when customer acceptance is required, we defer revenue recognition and related costs until those obligations are satisfied. Likewise, when fees for products or services are not fixed and determinable, we defer the recording of receivables, deferred revenue and revenue until such time as the fees become due or are collected. We limit the amount of revenue recognition for delivered elements to the amount that is not contingent on the future delivery of products or services, future performance obligations, or subject to customer-specific return or refund provisions.

Revenue from maintenance and support services is generally recognized ratably over the service period. Maintenance revenue is deferred until the associated product is accepted by the customer and all other revenue recognition criteria have been met. Maintenance and support services include telephone support, return and repair support and unspecified rights to product upgrades and enhancements. Revenue from other professional services is typically recognized as the services are delivered if all other revenue recognition criteria have been met.

Our products typically have both software and non-software components that function together to deliver the products' essential functionality. Many of our sales involve multiple-element arrangements that include both software and hardware-

related products, maintenance and various professional services. Effective January 1, 2011, we prospectively adopted the provisions of Accounting Standards Update ("ASU") 2009-14, *Software (Topic 985): Certain Revenue Arrangements That Include Software Elements* ("ASU 2009-14") and ASU 2009-13, *Revenue Recognition (Topic 605): Multiple-Deliverable Revenue Arrangements* ("ASU 2009-13") for new and materially modified arrangements originating on or after January 1, 2011. ASU 2009-14 amends industry-specific revenue accounting guidance for software and software-related transactions to exclude from its scope tangible products containing software components and non-software components that function together to deliver the product's essential functionality. All stand-alone software components will continue to be accounted for under the software revenue recognition guidance in Accounting Standards Codification ("ASC") 985-605, *Software - Revenue Recognition* ("ASC 985-605").

For multiple-element arrangements that include both software-only products and non-software products, we allocate the total arrangement consideration to the software-only deliverables as a group and to the individual non-software deliverables based on their relative selling prices. If an undelivered element (such as maintenance and support services) relates to both the software-only and non-software deliverables, we bifurcate the consideration allocated to the undelivered element (such as maintenance and support services) into a non-software component and the software-only component using the relative selling price method. The consideration allocated to the non-software and software-only deliverables is recognized in accordance with the applicable guidance as discussed within this critical accounting policy.

For transactions entered into prior to January 1, 2011 and prospectively for software-only sales, we recognize revenue in accordance with ASC 985-605. Under this guidance, revenue for any undelivered elements that are considered not essential to the functionality of the product and for which vendor-specific objective evidence of fair value ("VSOE") has been established, is deferred and recognized upon delivery utilizing the residual method. If we do not have VSOE for each undelivered element we defer all revenue on the entire arrangement until VSOE is established or until such elements are delivered, provided that all other revenue criteria are met.

For transactions entered into subsequent to the adoption of ASU 2009-13 that include multiple elements, arrangement consideration is allocated to each element based on the relative selling prices of all of the elements in the arrangement using the fair value hierarchy as required by ASU 2009-13.

Consistent with the methodology under the previous accounting guidance, we establish VSOE based upon the price charged when the same element is sold separately or established by management having the relevant pricing authority. We have VSOE for our maintenance and support services and certain professional services. When VSOE exists it is used to determine the selling price of a deliverable. We have not been able to establish VSOE on any of our products and for certain of our services because we have not sold such products or services on a stand-alone basis, not priced such products or services within a narrow range, or had limited sales history.

When VSOE is not established, we attempt to establish the selling price of each element based on third-party evidence ("TPE"). Our solution typically differs from that of our peers as there are no similar or interchangeable competitor products or services. Our various product, service and maintenance offerings contain a significant level of unique features and functionality and therefore, comparable pricing of competitors' products and services with similar functionality cannot be obtained. Accordingly, we are not able to determine TPE for our products or services.

When we are unable to establish selling price using VSOE or TPE, we use estimated selling price ("ESP") in our allocation of arrangement consideration for the relevant deliverables. The objective of ESP is to determine the price at which we would transact a sale if a product or service was sold on a stand-alone basis. We determine ESP for our products and certain services by considering multiple factors including, but not limited to, overall market conditions, including geographic or regional-specific market factors, profit objectives and pricing practices for such deliverables. The determination of ESP is a formal process within the Company that includes review and approval by our management.

We sell the majority of our products directly to our end customers. For products sold to resellers and distributors, we recognize revenue on a sell-through basis.

**Valuation of Inventory.** We review inventory for both potential obsolescence and potential loss of value periodically. In this review, we make assumptions about the future demand for and market value of the inventory and, based on these assumptions, estimate the amount of any excess, obsolete or slow-moving inventory.

We write down our inventories if they are considered to be obsolete or at levels in excess of forecasted demand. In these cases, inventory is written down to estimated realizable value based on historical usage and expected demand. Inherent in our estimates of market value in determining inventory valuation are estimates related to economic trends, future demand for our

products and technical obsolescence of our products. If future demand or market conditions are less favorable than our projections, additional inventory write-downs could be required and would be reflected in the cost of revenue in the period the revision is made. To date, we have not been required to revise any of our assumptions or estimates used in determining our inventory valuations.

We write down our evaluation equipment at the time of shipment to our customers, as it is not probable that the inventory value will be realizable.

**Loss Contingencies and Reserves.** We are subject to ongoing business risks arising in the ordinary course of business that affect the estimation process of the carrying value of assets, the recording of liabilities and the possibility of various loss contingencies. An estimated loss contingency is accrued when it is probable that a liability has been incurred or an asset has been impaired and the amount of loss can be reasonably estimated. We regularly evaluate current information available to determine whether such amounts should be adjusted and record changes in estimates in the period they become known. We are subject to various legal claims. We reserve for legal contingencies and legal fees when the amounts are probable and reasonably estimable.

**Stock-Based Compensation.** Our stock-based compensation cost is measured at the grant date based on the fair value of the award and is recognized as expense over the requisite service period, which is generally the vesting period.

We use the Black-Scholes valuation model for estimating the fair value on the date of grant of employee stock options. Determining the fair value of stock option awards at the grant date requires judgment regarding certain valuation assumptions, including the volatility of our stock price, expected term of the option, risk-free interest rate and expected dividends. Changes in such assumptions and estimates could result in different fair values and could therefore impact our earnings. Such changes would not impact our cash flows. The fair value of restricted stock and performance stock awards is based upon our stock price on the grant date.

The amount of stock-based compensation expense recorded in any period for unvested awards requires estimates of the amount of stock-based awards that are expected to be forfeited prior to vesting, as well as assumptions regarding the probability that performance awards will be earned. We recorded stock-based compensation expense related to performance-based stock awards in 2013 and 2012.

**Business Combinations.** We allocate the purchase price of acquired companies to identifiable assets acquired and liabilities assumed at their acquisition date fair values. Goodwill as of the acquisition date is measured as the excess of consideration transferred over the net of the acquisition date fair values of the assets acquired and the liabilities assumed and represents the expected future economic benefits arising from other assets acquired in the business combination that are not individually identified and separately recognized. Significant management judgments and assumptions are required in determining the fair value of assets acquired and liabilities assumed, particularly acquired intangible assets which are principally based upon estimates of the future performance and cash flows expected from the acquired business and applied discount rates. While we use our best estimates and assumptions as part of the purchase price allocation process to accurately value assets acquired and liabilities assumed at a business combination date, our estimates and assumptions are inherently uncertain and subject to refinement. If different assumptions are used, it could materially impact the purchase price allocation and our financial position and results of operations. Any adjustments to assets acquired or liabilities assumed subsequent to the purchase price allocation period are included in operating results in the period in which the adjustments is determined. Intangible assets typically are comprised of developed technology, trademarks and trade names, customer contracts/relationships, order backlog, internal use software and covenants not to compete.

**Goodwill and Intangible Assets.** Goodwill is not amortized, but instead is tested for impairment at least annually, or if indicators of potential impairment exist. Estimated fair value is based on either discounted future pretax operating cash flows, or appraised values. Intangible assets with estimated lives and other long-lived assets are reviewed for impairment when events or changes in circumstances indicate that the carrying amount of an asset may not be recoverable. Recoverability of intangible assets with estimated lives and other long-lived assets is measured by comparing the carrying amount of the asset to future net undiscounted pretax cash flows expected to be generated by the asset. If these comparisons indicate that an asset is not recoverable, we will recognize an impairment loss for the amount by which the carrying value of the asset exceeds the related estimated fair value.

Considerable judgment is required to estimate discounted future operating cash flows. Judgment is also required in determining whether an event has occurred that may impair the value of goodwill or identifiable intangible or other long-lived assets. Factors that could indicate an impairment may exist include significant underperformance relative to plan or long-term projections, strategic changes in business strategy, significant negative industry or economic trends, a significant change in

circumstances relative to a large customer, a significant decline in our stock price for a sustained period and a decline in our market capitalization to below net book value. We must make assumptions about future cash flows, future operating plans, discount rates and other factors in the models and valuation reports. To the extent these future projections and estimates change, the estimated amounts of impairment could differ from current estimates.

We adopted ASU 2011-08, *Intangibles - Goodwill and Other (Topic 350): Testing Goodwill for Impairment* ("ASU 2011-08") for our 2013 annual impairment test. ASU 2011-08 permits an entity to first perform a qualitative assessment to determine whether it is more likely than not that the fair value of a reporting unit is less than its carrying value. If it is concluded that it is more likely than not that the fair value is less than the carrying value, then it is necessary to perform the currently prescribed two-step goodwill impairment test. Alternatively, if it is concluded that it is not more likely than not that the fair value exceeds carrying value, the currently prescribed two-step goodwill impairment test is not required.

Our annual testing for impairment of goodwill is completed as of November 30 of each year. We operate as a single operating segment with one reporting unit and consequently evaluate goodwill for impairment based on an evaluation of the fair value of our company as a whole. We performed our qualitative assessment for 2013 and concluded that it was not more likely than not that the fair value of our reporting unit was less than its carrying value. Our testing for 2012 and 2011 also indicated that no impairment of goodwill existed.

**Accounting for Income Taxes.** Our provision for income taxes is comprised of a current and a deferred portion. The current income tax provision is calculated as the estimated taxes payable or refundable on tax returns for the current year. We provide for deferred income taxes resulting from temporary differences between financial and taxable income. Such differences arise primarily from tax net operating loss and credit carryforwards, depreciation, deferred revenue, stock-based compensation expense, accruals and reserves.

We assess the recoverability of any tax assets recorded on the balance sheet and provide any necessary valuation allowances as required. In evaluating our ability to recover our deferred tax assets, we consider all available positive and negative evidence including our past operating results, the existence of cumulative income in the most recent years, changes in the business in which we operate and our forecast of future taxable income. In determining future taxable income, we are responsible for assumptions utilized, including the amount of state, federal and international pre-tax operating income, the reversal of temporary differences and the implementation of feasible and prudent tax planning strategies. These assumptions require significant judgment about the forecasts of future taxable income and are consistent with the plans and estimates we are using to manage the underlying businesses. Such assessment is completed on a jurisdiction by jurisdiction basis.

At December 31, 2013, we had valuation allowances of approximately \$120 million to offset net deferred tax assets of approximately \$121 million. In the event we determine it is more likely than not that we will be able to use a deferred tax asset in the future in excess of its net carrying value, the valuation allowance would be reduced, thereby increasing net earnings and increasing equity in the period such determination is made. We have recorded net deferred tax assets in some of our international subsidiaries. These amounts could change in future periods based upon our operating results and changes in tax law.

We provide for income taxes during interim periods based on the estimated effective tax rate for the full year. We record a cumulative adjustment to the tax provision in an interim period in which a change in the estimated annual effective tax rate is determined.

We have not provided for U.S. income taxes on the undistributed earnings of non-U.S. subsidiaries, as we currently plan to permanently reinvest these amounts and have the intent and ability to do so. Cumulative undistributed foreign earnings were approximately \$17 million at December 31, 2013 and approximately \$19 million at December 31, 2012. Generally, the undistributed foreign earnings become subject to U.S. taxation upon the remittance of dividends and under certain other circumstances. We do not believe it is practicable to estimate with reasonable accuracy the hypothetical amount of the unrecognized deferred tax liability on our undistributed foreign earnings given the large number of tax jurisdictions involved and the many factors and assumptions required to estimate the amount of the U.S. federal income tax on the undistributed earnings after reduction for the available foreign tax credits.

We assess all material positions taken in any income tax return, including all significant uncertain positions, in all tax years that are still subject to assessment or challenge by relevant taxing authorities. Assessing an uncertain tax position begins with the initial determination of the position's sustainability and is measured at the largest amount of benefit that has a greater than 50% likelihood of being realized upon ultimate settlement. As of each balance sheet date, unresolved uncertain tax positions must be reassessed, and we will determine whether (i) the factors underlying the sustainability assertion have changed and (ii) the amount of recognized tax benefit is still appropriate. The recognition and measurement of tax benefits require

significant judgment. Judgments concerning the recognition and measurement of a tax benefit might change as new information becomes available.

## Results of Operations

### Years Ended December 31, 2013 and 2012

**Revenue.** Revenue for the years ended December 31, 2013 and 2012 was as follows (in thousands, except percentages):

	Year ended December 31,		Increase from prior year	
	2013	2012	\$	%
Product	\$ 167,272	\$ 153,326	\$ 13,946	9.1%
Service	109,461	100,808	8,653	8.6%
Total revenue	<u>\$ 276,733</u>	<u>\$ 254,134</u>	<u>\$ 22,599</u>	8.9%

Product revenue is comprised of sales of our communication infrastructure products. The products typically incorporated into our trunking and communication application solutions include our GSX9000 and GSX4000 Open Services Switches and our ASX Voice Application Server. The products typically incorporated into our SBC solutions include our SBC 9000 (formerly the NBS 9000), SBC 5200 (formerly the NBS 5200), SBC 5100, SBC 5110 and SBC 5210 Session Border Controllers. On October 9, 2013, we announced the Sonus SBC SWe, the industry's first software-based SBC that is architected to deliver unlimited scalability with the same advanced features and functionality found on our Sonus SBC 5000 series on a virtualized platform.

Additionally, in connection with our acquisition of NET, we began selling the SBC 1000 (formerly the NET UX 1000), the SBC 2000 (formerly the NET UX 2000) and the SBC VX, a hybrid solution (formerly the NET VX). The SBC 1000 provides SBC SIP communication capability to the enterprise branch and small and medium businesses, while the SBC 2000 provides SBC SIP communication capability to the enterprise branch and medium to large businesses. The SBC VX is a hybrid solution sold to the U.S. federal government and its agencies. Certain of our products may be incorporated into either our trunking and communication applications or SBC solutions; these products include, but are not limited to, our PSX Policy & Routing Server, SGX Signaling Gateway, Sonus Management System and our suite of network analytical products.

Product revenue for the years ended December 31, 2013 and 2012 was comprised of the following (in thousands, except percentages):

	Year ended December 31,		Increase (decrease) from prior year	
	2013	2012	\$	%
Trunking and communication applications	\$ 69,841	\$ 85,694	\$ (15,853)	(18.5)%
SBC	97,431	67,632	29,799	44.1 %
	<u>\$ 167,272</u>	<u>\$ 153,326</u>	<u>\$ 13,946</u>	9.1 %

As we had anticipated, as a result of the transition of our customers and our business to SBC, our revenue from sales of our trunking and communication application products decreased in 2013 compared to 2012. This decline was more than offset by the growth in sales of our SBC products in the current year compared to prior year. As part of our transition to an SBC business, we expanded our sales channel program, including the launch of our Partner Assure Program in 2012 and increased participation by new channel partners in 2013. The 2012 acquisition of NET expanded our SBC solutions for enterprise customers, provided us with broader channel capability and a broad U.S. federal government installed base to leverage into SIP-enabled platforms. These strategic actions resulted in a 44.1% increase in SBC revenue in 2013 compared to 2012. Additionally, SBC revenue comprised 58.2% of our total product revenue in 2013, compared to 44.1% of total product revenue in 2012.

In 2013, approximately 20% of our product revenue recognized was from indirect sales through our channel program, compared to 8% of product revenue recognized from indirect sales in 2012. This increase is due to the aforementioned actions that we took to expand both our SBC portfolio and our sales opportunities.



In 2013, our product revenue from sales to enterprise customers was approximately 27% of our total product revenue. These sales were made both through our direct sales team and indirect sales channel partners. This compares to approximately 10% of revenue from enterprise customers in 2012.

In 2013, we recognized \$14.8 million of product revenue in the aggregate from 670 new customers, including 624 customers new to NET since the Acquisition Date. In 2012, we recognized \$7.8 million of product revenue in the aggregate from 201 new customers, including 172 customers new to NET since the Acquisition Date. The increase in new customers in 2013 compared to 2012 is the direct result of the strategic actions discussed above.

New customers are those from whom we recognize revenue for the first time in a reporting period, whether the sale was made directly to an end user or to an end user through our indirect sales program. Accordingly, the number of new customers we report includes those customers who have purchased products from our direct sales team, as well as our indirect sales team, comprised of distributors, resellers and partners.

The timing of the completion of customer projects, revenue recognition criteria satisfaction and customer payments included in multiple element arrangements may cause our product revenue to fluctuate from one period to the next. These complex arrangements are generally completed through our direct sales force.

We expect that our product revenue in 2014 will increase from 2013 levels, primarily due to increased sales of our SBC products resulting from our continued and increasing focus on expanding our solutions to address emerging Unified Communication and IP-based markets, such as SBC, in the enterprise and service provider markets.

Service revenue is primarily comprised of hardware and software maintenance and support (“maintenance revenue”) and network design, installation and other professional services (“professional services revenue”).

Service revenue for the years ended December 31, 2013 and 2012 was comprised of the following (in thousands, except percentages):

	Year ended December 31,		Increase from prior year	
	2013	2012	\$	%
Maintenance	\$ 84,698	\$ 76,423	\$ 8,275	10.8%
Professional services	24,763	24,385	378	1.6%
	<u>\$ 109,461</u>	<u>\$ 100,808</u>	<u>\$ 8,653</u>	8.6%

The increase in service revenue in 2013 compared to 2012 is primarily due to growth in maintenance revenue on expanded capacity and other projects implemented by our existing customer install base, coupled with our new customer growth in 2013. The timing of the completion of projects for revenue recognition, customer payments and maintenance contracts may cause our services revenue to fluctuate from one period to the next. We expect that our service revenue in 2014 will increase from 2013 levels.

The following customer contributed 10% or more of our revenue in the years ended December 31, 2013 and 2012:

Customer	Year ended December 31,	
	2013	2012
AT&T	15%	20%

International revenue was approximately 31% of revenue in 2013 and approximately 32% of revenue in 2012. Due to the timing of project completions, we expect that the domestic and international components as a percentage of our revenue will fluctuate from quarter to quarter and year to year.

Our deferred product revenue was \$14.8 million at December 31, 2013 and \$6.7 million at December 31, 2012. Our deferred service revenue was \$36.9 million at December 31, 2013 and \$42.0 million at December 31, 2012. Our deferred revenue balance may fluctuate as a result of the timing of revenue recognition, customer payments, maintenance contract renewals, contractual billing rights and maintenance revenue deferrals included in multiple element arrangements.

**Cost of Revenue/Gross Margin.** Our cost of revenue consists primarily of amounts paid to third-party manufacturers for purchased materials and services, royalties, manufacturing and professional services personnel and related costs, and provision for inventory obsolescence. Our cost of revenue and gross margins for the years ended December 31, 2013 and

2012 were as follows (in thousands, except percentages):

	Year ended December 31,		Increase (decrease) from prior year	
	2013	2012	\$	%
Cost of revenue				
Product	\$ 59,235	\$ 58,109	\$ 1,126	1.9 %
Service	45,038	53,431	(8,393)	(15.7)%
Total cost of revenue	<u>\$ 104,273</u>	<u>\$ 111,540</u>	<u>\$ (7,267)</u>	(6.5)%
Gross margin				
Product	64.6%	62.1%		
Service	58.9%	47.0%		
Total gross margin	62.3%	56.1%		

The increase in product gross margin in 2013 compared to 2012 was primarily due to changes in customer and product mix, which increased our product gross margin by approximately five percentage points, partially offset by higher manufacturing-related costs, which decreased our product gross margin by approximately two percentage points. Our 2013 product gross margin was negatively impacted by the inclusion of NET's historically lower gross margins for the full year, compared to four months in 2012. Our 2013 product gross margin benefited from the absence of the write-off of \$7.1 million of prepaid royalties for technology licenses related to products from which we do not expect to derive future sales, which reduced our 2012 product gross margin by approximately five percentage points.

The increase in service gross margin in 2013 compared to 2012 was primarily attributable to higher service revenue coupled with lower fixed service costs, which increased our service gross margin by approximately seven percentage points, and lower third-party service costs, which increased our service gross margin by approximately five percentage points. The decrease in our fixed service costs in 2013 compared to 2012 was primarily attributable to the impact of the restructuring initiative we initiated in 2012.

Our service cost of revenue is relatively fixed in advance of any particular quarter and therefore, changes in service revenue will typically have a significant impact on service gross margins.

We believe that our total gross margin over the next few years will improve from our current level.

**Research and Development Expenses.** Research and development expenses consist primarily of salaries and related personnel expenses and prototype costs related to the design, development, testing and enhancement of our products. Research and development expenses for the years ended December 31, 2013 and 2012 were as follows (in thousands, except percentages):

	Year ended December 31,		Increase from prior year	
	2013	2012	\$	%
	\$ 69,559	\$ 67,341	\$ 2,218	3.3%

The increase in research and development expenses in 2013 is attributable to \$2.4 million of higher employee-related costs and \$0.6 million related to the write-off of an intangible asset we determined was no longer technologically feasible, partially offset by \$0.4 million of lower expense for product development (third-party development, prototype and test equipment costs) and \$0.4 million of net decreases in other research and development expenses. The increase in employee-related expenses represents higher salary and related expenses aggregating \$1.3 million and \$1.3 million of higher stock-based compensation expense, partially offset by \$0.2 million of other employee-related costs. These increases were primarily the result of increased headcount.

Some aspects of our research and development efforts require significant short-term expenditures, the timing of which may cause significant variability in our expenses. We believe that rapid technological innovation is critical to our long-term success, and we are tailoring our investments to meet the requirements of our customers and market. We believe that our research and development expenses for 2014 will increase from 2013 levels due to our increased focus on new product development.

**Sales and Marketing Expenses.** Sales and marketing expenses consist primarily of salaries and related personnel costs, commissions, travel and entertainment expenses, promotions, customer trial and evaluations inventory and other marketing

and sales support expenses. Sales and marketing expenses for the years ended December 31, 2013 and 2012 were as follows (in thousands, except percentages):

Year ended December 31,		Increase from prior year	
2013	2012	\$	%
\$ 78,365	\$ 76,341	\$ 2,024	2.7%

The increase in sales and marketing expenses in 2013 is attributable to \$1.5 million of higher marketing and trade show expenses and \$1.4 million of amortization expense related to intangible assets acquired in connection with the NET acquisition. These increases were partially offset by \$0.9 million of lower expense for evaluation equipment. Stock-based compensation increased by \$2.7 million in 2013 compared to 2012, partially as a result of the election of certain members of our management to receive their 2013 bonuses in stock instead of cash, with a corresponding reduction in cash bonus expense.

We believe that our sales and marketing expenses will decrease slightly in 2014 from 2013 levels, primarily attributable to lower personnel and related costs, partially offset by increases related to our continued investment in our expanded sales and marketing programs.

**General and Administrative Expenses.** General and administrative expenses consist primarily of salaries and related personnel costs for executive and administrative personnel, recruiting expenses and audit and professional fees. General and administrative expenses for the years ended December 31, 2013 and 2012 were as follows (in thousands, except percentages):

Year ended December 31,		Increase from prior year	
2013	2012	\$	%
\$ 40,107	\$ 34,283	\$ 5,824	17.0%

The increase in general and administrative expenses in 2013 is attributable to \$3.0 million of higher employee-related expenses, \$1.3 million of higher professional fees, \$0.4 million of expense related to our allowance for doubtful accounts, \$0.3 million of higher expense related to foreign currency translation and \$0.8 million of net increases in other general and administrative expenses. The increase in employee-related expenses includes \$4.5 million of higher stock-based compensation expense, partially offset by lower cash salary expense in connection with the aforementioned stock for salary and bonus cash transactions.

We believe that our general and administrative expenses will remain relatively flat in 2014 compared to 2013 levels.

**Acquisition-Related Expenses.** Acquisition-related expenses include those costs related to the February 2014 acquisition of PT and the August 2012 acquisition of NET that would otherwise not have been incurred by us. We recorded \$0.1 million of acquisition-related expenses in 2013 related to PT for professional and service fees. We recorded acquisition-related expenses related to the acquisition of NET aggregating \$5.5 million in 2012, comprised of \$3.6 million of professional and services fees and \$1.9 million related to change of control agreements. These costs are primarily comprised of professional and service fees, such as legal, audit, consulting, transfer agent and other fees, and expenses related to cash payments to former NET executives under their NET change of control agreements. We expect to incur additional acquisition-related expenses in 2014 aggregating approximately \$1.6 million in connection with the acquisition of PT.

**Restructuring Expense.** On August 7, 2012, we announced that we had committed to a restructuring initiative to streamline operations and reduce operating costs by closing and consolidating certain facilities and reducing its worldwide workforce. In connection with this initiative, we recorded \$5.4 million of restructuring expense in 2013, comprised of \$5.1 million related to severance and related costs and \$0.3 million related to facilities.

We recorded \$7.7 million of restructuring expense in the year ended December 31, 2012, comprised of \$3.2 million related to severance and related costs, \$4.2 million related to space reductions in three facilities and \$0.3 million for the write-off of assets associated with the aforementioned facility consolidations. The \$4.2 million related to facilities is comprised of \$4.0 million related to space reductions in NET's former corporate headquarters in California, \$0.1 million related to space reductions in the former NET facility in New Jersey and \$0.1 million to consolidate our offices in France.

Although we have eliminated positions as part of the restructuring initiative, we continue to hire in certain areas that we believe are important to our future growth. Restructuring expense is reported separately in the consolidated statements of

operations. We expect to complete the payments related to severance in 2014 and the payments related to facilities in 2016. The portion of restructuring payments due more than one year from the balance sheet date is included in Other long-term liabilities in the consolidated balance sheet. At December 31, 2013, the long-term portion of accrued restructuring was \$1.8 million.

**Interest Income, net.** Interest income and interest expense for the years ended December 31, 2013 and 2012 were as follows (in thousands, except percentages):

	Year ended December 31,		Decrease from prior year	
	2013	2012	\$	%
Interest income	\$ 502	\$ 814	\$ (312)	(38.3)%
Interest expense	(97)	(202)	(105)	(52.0)%
Interest income, net	<u>\$ 405</u>	<u>\$ 612</u>	<u>\$ (207)</u>	<u>(33.8)%</u>

Interest income consists of interest earned on our cash equivalents, marketable debt securities and long-term investments. Interest expense relates to interest on capital lease obligations and interest on the debt assumed in connection with the acquisition of NET. The decrease in interest income, net, in 2013 compared to 2012 is primarily attributable to a lower average portfolio yield on lower invested amounts in the current year.

**Income Taxes.** We recorded provisions for income taxes of \$1.5 million in 2013 and \$2.4 million in 2012, primarily related to foreign operations. The income tax benefits from the deferred tax assets recorded in connection with our current year domestic losses have been offset by an increase in the valuation allowance. During 2013 and 2012, we performed an analysis to determine if, based on all available evidence, we considered it more likely than not that some portion or all of the recorded deferred tax assets will not be realized in a future period. As a result of our evaluations, we concluded that there was insufficient positive evidence to overcome the more objective negative evidence related to our cumulative losses and other factors. Accordingly, we maintained a valuation against our domestic deferred tax asset.

#### Years Ended December 31, 2012 and 2011

**Revenue.** Revenue for the years ended December 31, 2012 and 2011 was as follows (in thousands, except percentages):

	Year ended December 31,		Decrease from prior year	
	2012	2011	\$	%
Product	\$ 153,326	\$ 154,373	\$ (1,047)	(0.7)%
Service	100,808	105,323	(4,515)	(4.3)%
Total revenue	<u>\$ 254,134</u>	<u>\$ 259,696</u>	<u>\$ (5,562)</u>	<u>(2.1)%</u>

Product revenue for the years ended December 31, 2012 and 2011 was comprised of the following (in thousands, except percentages):

	Year ended December 31,		Increase (decrease) from prior year	
	2012	2011	\$	%
Trunking and access	\$ 85,694	\$ 116,506	\$ (30,812)	(26.4)%
SBC	67,632	37,867	29,765	78.6 %
Total product revenue	<u>\$ 153,326</u>	<u>\$ 154,373</u>	<u>\$ (1,047)</u>	<u>(0.7)%</u>

In 2012, we recognized \$7.8 million of product revenue in the aggregate from 201 new customers, including 172 customers new to NET since the Acquisition Date. In 2011, we recognized \$33.7 million of product revenue in the aggregate from 20 new customers, including \$24.4 million of revenue from a project for Bahamas Telecommunications Company Ltd. (“Bahamas Telecom”) that was completed in the first quarter of 2011.

As we had anticipated, our revenue from sales of our trunking and communication application products declined in 2012 compared to 2011. This decline was offset by the growth in sales of our SBC products in 2012 compared to 2011.

Service revenue for the years ended December 31, 2012 and 2011 was comprised of the following (in thousands, except percentages):

	Year ended December 31,		Increase (decrease) from prior year	
	2012	2011	\$	%
Maintenance	\$ 76,423	\$ 76,418	\$ 5	— %
Professional services	24,385	28,905	(4,520)	(15.6)%
Total service revenue	<u>\$ 100,808</u>	<u>\$ 105,323</u>	<u>\$ (4,515)</u>	(4.3)%

In 2011 we recognized \$11.5 million of service revenue from the completion of the Bahamas Telecom project described above, which was comprised of \$1.2 million of maintenance revenue and \$10.3 million of professional services revenue. The completion of this large, multi-year project contributed to the decrease in total service revenue in 2012 compared to 2011.

The following customers each contributed 10% or more of our revenue in at least one of the years ended December 31, 2012 and 2011:

Customer	Year ended December 31,	
	2012	2011
Bahamas Telecommunications Company Ltd.	*	14%
AT&T	20%	12%

\* Represents less than 10% of revenue.

International revenue was approximately 32% of revenue in 2012 and approximately 40% of revenue in 2011.

Our deferred product revenue was \$6.7 million at December 31, 2012 and \$8.9 million at December 31, 2011. Our deferred service revenue was \$42.0 million at December 31, 2012 and \$41.3 million at December 31, 2011.

**Cost of Revenue/Gross Margin.** Cost of revenue and gross margins for the years ended December 31, 2012 and 2011 were as follows (in thousands, except percentages):

	Year ended December 31,		Increase (decrease) from prior year	
	2012	2011	\$	%
Cost of revenue				
Product	\$ 58,109	\$ 57,929	\$ 180	0.3 %
Service	\$ 53,431	\$ 55,646	\$ (2,215)	(4.0)%
Total cost of revenue	<u>\$ 111,540</u>	<u>\$ 113,575</u>	<u>\$ (2,035)</u>	(1.8)%
Gross margin				
Product	62.1%	62.5%		
Service	47.0%	47.2%		
Total gross margin	56.1%	56.3%		

The slight decrease in product gross margin in 2012 compared to 2011 was primarily due to the write-off of \$7.1 million of prepaid royalties for technology licenses related to products from which we did not expect to derive future sales, which reduced our product gross margin by approximately five percentage points, and higher manufacturing costs, which decreased our product gross margin by approximately two percentage points. These amounts were largely offset by changes in product mix and lower third-party costs, which increased our product gross margin by approximately seven percentage points. Our product gross margin in 2012 benefited from the absence of third-party costs related to the Bahamas Telecom project, which was completed in the first quarter of 2011, and which had negatively impacted our product gross margin in 2011 by approximately six percentage points.

The slight decrease in service gross margin in 2012 compared to 2011 was primarily attributable to higher costs within the service organization, which decreased our service gross margin by approximately five percentage points, partially offset by lower third-party costs, which increased our service gross margin by approximately five percentage points. Our service gross margin in 2012 benefited from the absence of costs for the lower gross margin Bahamas Telecom project, which had

negatively impacted our service gross margin for 2011 by approximately four percentage points. The higher costs within the service organization are primarily related to increased headcount in our customer support organization related to supporting our expanding customer base and new product initiatives.

**Research and Development Expenses.** Research and development expenses for the years ended December 31, 2012 and 2011 were as follows (in thousands, except percentages):

Year ended December 31,		Increase from prior year	
2012	2011	\$	%
\$ 67,341	\$ 64,410	\$ 2,931	4.6%

Our 2012 research and development expenses include \$4.1 million of expense attributable to NET for the period since the August 24, 2012 acquisition. The increase in research and development expenses in 2012 is attributable to \$3.9 million of higher employee-related costs, partially offset by \$0.9 million of lower expense for product development (third-party development, prototype and test equipment costs) and \$0.1 million of net decreases in other research and development expenses. The increase in employee-related expenses represents higher salary and related expenses primarily resulting from increased headcount.

**Sales and Marketing Expenses.** Sales and marketing expenses for the years ended December 31, 2012 and 2011 were as follows (in thousands, except percentages):

Year ended December 31,		Increase from prior year	
2012	2011	\$	%
\$ 76,341	\$ 59,279	\$ 17,062	28.8%

Our 2012 sales and marketing expenses include \$4.5 million of expense attributable to NET for the period since the acquisition. The increase in sales and marketing expenses in 2012 is attributable to \$17.6 million of higher employee-related expenses, \$0.6 million of higher marketing and trade show expenses and \$0.3 million of higher expense for evaluation equipment. These increases were partially offset by \$0.9 million of lower consulting fees and \$0.5 million of net decreases in other sales and marketing expenses. The increase in employee-related expense is primarily attributable to higher headcount related to our continued focus on expanded geographical coverage as well as the acquisition of NET, and is comprised of \$15.8 million of increased salary-related and commissions expense, \$1.6 million of increased employee recruiting, travel and training expenses, and \$0.2 million of increased stock-based compensation expense.

**General and Administrative Expenses.** General and administrative expenses for the years ended December 31, 2012 and 2011 were as follows (in thousands, except percentages):

Year ended December 31,		Decrease from prior year	
2012	2011	\$	%
\$ 34,283	\$ 34,957	\$ (674)	(1.9)%

Our 2012 general and administrative expenses include \$1.5 million of expense attributable to NET for the period since the acquisition. The decrease in general and administrative expenses in 2012 is attributable to \$0.7 million of lower expense related to foreign currency translation and \$0.5 million of lower audit and professional fees, partially offset by \$0.6 million of higher employee-related expenses. The increase in employee-related expenses is comprised of \$1.1 million of higher stock-based compensation, partially offset by \$0.5 million of lower salary and related expenses.

**Acquisition-Related Expenses.** Acquisition-related expenses include those costs related to the acquisition of NET that would otherwise not have been incurred by us. These costs are primarily comprised of professional and service fees, such as legal, audit, consulting, transfer agent and other fees, and expenses related to cash payments to former NET executives under their NET change of control agreements. We recorded acquisition-related expenses of \$5.5 million in 2012, comprised of \$3.6 million of professional and services fees and \$1.9 million related to change of control agreements.

**Restructuring Expense.** On August 7, 2012, we announced that we had committed to a restructuring initiative to streamline operations and reduce operating costs by closing and consolidating certain facilities and reducing its worldwide workforce. In connection with this initiative, we recorded \$7.7 million of restructuring expense in the year ended December 31, 2012, comprised of \$3.2 million related to severance and related costs, \$4.2 million related to space reductions in three

facilities and \$0.3 million for the write-off of assets associated with the aforementioned facility consolidations. The \$4.2 million related to facilities is comprised of \$4.0 million related to space reductions in NET's former corporate headquarters in California, \$0.1 million related to space reductions in the former NET facility in New Jersey and \$0.1 million to consolidate our offices in France.

We did not record restructuring expense in 2011.

**Interest Income, net.** Interest income and interest expense for the years ended December 31, 2012 and 2011 were as follows (in thousands, except percentages):

	Year ended December 31,		Decrease from prior year	
	2012	2011	\$	%
Interest income	\$ 814	\$ 1,159	\$ (345)	(29.8)%
(Interest expense)/reversal of interest expense	(202)	128	(330)	(257.8)%
Interest income, net	<u>\$ 612</u>	<u>\$ 1,287</u>	<u>\$ (675)</u>	<u>(52.4)%</u>

Interest expense in 2012 relates to interest on capital lease obligations and interest on the debt assumed in connection with the acquisition of NET. Interest expense in 2011 relates to interest on capital lease obligations. Interest expense in 2011 includes the reversal of expense recorded in a prior year related to tax penalties, which were settled in 2011, net of interest on capital lease obligations. The decrease in interest income, net, in 2012 compared to 2011 is attributable to a lower average portfolio yield on lower invested amounts in 2012, coupled with the aforementioned interest expense related to the assumed NET debt.

**Income Taxes.** We recorded provisions for income taxes of \$2.4 million in 2012 and \$1.5 million in 2011, primarily related to foreign operations. The income tax benefits from the deferred tax assets recorded in connection with our current year domestic losses have been offset by an increase in the valuation allowance. During 2012 and 2011, we performed an analysis to determine if, based on all available evidence, we considered it more likely than not that some portion or all of the recorded deferred tax assets will not be realized in a future period. As a result of our evaluations, we concluded that there was insufficient positive evidence to overcome the more objective negative evidence related to our cumulative losses and other factors. Accordingly, we maintained a valuation against our domestic deferred tax asset.

### Off-Balance Sheet Arrangements

We have no off-balance sheet arrangements that have or are reasonably likely to have a current or future material effect on our financial position, changes in financial position, revenues or expenses, results of operations, liquidity, capital expenditures or capital resources.

### Liquidity and Capital Resources

Our consolidated statements of cash flows are summarized as follows (in thousands):

	Year ended December 31,		Change
	2013	2012	
Net loss	\$ (22,119)	\$ (50,169)	\$ 28,050
Adjustments to reconcile net loss to cash flows used in operating activities	34,849	32,879	1,970
Changes in operating assets and liabilities	21,377	(22,019)	43,396
Net cash provided by (used in) operating activities	<u>\$ 34,107</u>	<u>\$ (39,309)</u>	<u>\$ 73,416</u>
Net cash provided by investing activities	<u>\$ 7,540</u>	<u>\$ 52,402</u>	<u>\$ (44,862)</u>
Net cash used in financing activities	<u>\$ (56,534)</u>	<u>\$ (30,339)</u>	<u>\$ (26,195)</u>

Our cash, cash equivalents, marketable securities and long-term investments totaled \$245.7 million at December 31, 2013 and \$279.6 million at December 31, 2012. We had cash and short-term investments held by our foreign subsidiaries aggregating approximately \$5 million at December 31, 2013 and approximately \$7 million at December 31, 2012. We do not intend to repatriate these funds, and as such, they are not available to fund our domestic operations. If we were to repatriate the funds, they would likely be treated as income for U.S. tax purposes, fully offset by the Company's net operating losses. We do not believe this has a material impact on our liquidity.

Our operating activities provided \$34.1 million of cash in 2013 and used \$39.3 million of cash in 2012.

Cash provided by operating activities in 2013 was primarily the result of decreases in other operating assets, inventory and accounts receivable, coupled with increases in accrued expenses and other long-term liabilities, and deferred revenue. The decrease in other operating assets was primarily related to lower prepaid expenses. Our increased focus on maintaining appropriate inventory levels was the primary contributor to the decrease in inventory. The decrease in accounts receivable primarily reflects our focus on cash collections. The increase in accrued expenses and other long-term liabilities was primarily related to employee-related expenses, including the 2013 company-wide bonus, which we expect to pay out in the first quarter of 2014, and restructuring and professional fee accruals. The increase in deferred revenue represents orders from which we expect to recognize revenue in future periods. Deferred revenue balances will fluctuate as a result of timing of invoicing and revenue recognition. Our net loss, adjusted for non-cash items such as depreciation, amortization, stock-based compensation and the impairment of an intangible asset, provided \$12.7 million of cash.

Cash used in operating activities in 2012 was primarily the result of increases in accounts receivable and inventory and decreases in accounts payable and deferred revenue, partially offset by a decrease in other operating assets and an increase in accrued expenses and other long-term liabilities. The increase in accounts receivable primarily represents end-of-year invoicing for which collections have not yet occurred. The increase in inventory levels is primarily due to purchases of materials to fulfill our expected shipments in the near-term. Our net loss, adjusted for non-cash items such as depreciation, amortization, stock-based compensation and the write-off of prepaid royalties, used \$17.3 million of cash.

Our investing activities provided \$7.5 million of cash in 2013 and \$52.4 million of cash in 2012. The 2013 amount is comprised of \$14.5 million of net maturities of marketable securities, partially offset by \$6.9 million of cash used for the purchase of property and equipment. The 2012 amount is comprised of \$98.5 million of net maturities of marketable securities, partially offset by \$35.5 million of cash paid, net of cash acquired, for the acquisition of NET on August 24, 2012 and \$10.5 million for investments in property and equipment.

Our financing activities used \$56.5 million of cash in 2013 and \$30.3 million of cash in 2012. The 2013 amount is comprised of \$59.7 million for the repurchase of common stock under our previously announced stock buyback program, \$1.3 million used to pay withholding obligations related to the net share settlement of restricted stock awards upon vesting and \$0.1 million for payments on our capital leases for office equipment. These amounts were partially offset by \$2.7 million of proceeds from the exercise of stock options and \$1.9 million of proceeds from the sale of our common stock in connection with our Amended and Restated 2000 Employee Stock Purchase Plan ("ESPP"). The 2012 amount is comprised of \$31.8 million in the aggregate for principal payments of the debentures assumed in connection with the NET acquisition, \$0.3 million of cash used to pay withholding obligations related to the net share settlement of restricted stock awards upon vesting and \$0.1 million for payments on our capital leases for office equipment. These amounts were partially offset by \$1.7 million of proceeds from the sale of our common stock in connection with our ESPP and \$0.3 million of proceeds from the exercise of stock options.

### Contractual Obligations

Our contractual obligations (both principal and interest) at December 31, 2013 consisted of the following (in thousands):

	Payments due by period				
	Total	Less than 1 year	1-3 years	3-5 years	More than 5 years
Capital lease obligations	\$ 161	\$ 89	\$ 72	\$ —	\$ —
Operating lease obligations	17,173	5,824	8,037	3,086	226
Purchase obligations	27,229	27,033	188	8	—
Restructuring severance obligations *	1,333	1,333	—	—	—
Convertible subordinated note - principal	2,380	2,380	—	—	—
Convertible subordinated note - interest	89	89	—	—	—
Uncertain tax positions **	8,861	8,861	—	—	—
	<u>\$ 57,226</u>	<u>\$ 45,609</u>	<u>\$ 8,297</u>	<u>\$ 3,094</u>	<u>\$ 226</u>

\* The restructuring payments for facilities are included as a component of the Operating lease obligations in the table above.

\*\* This liability is not subject to fixed payment terms and the amount and timing of payments, if any, which we will make related to this liability are not known. See Note 18 to our consolidated financial statements appearing in this Annual Report on Form 10-K for additional information.



Based on our current expectations, we believe our current cash, cash equivalents, marketable debt securities and long-term investments will be sufficient to meet our anticipated cash needs for working capital and capital expenditures for at least twelve months, including any future stock repurchases under the aforementioned stock buyback program. It is difficult to predict future liquidity requirements with certainty. The rate at which we will consume cash will be dependent on the cash needs of future operations, including changes in working capital, which will, in turn, be directly affected by the levels of demand for our products, the timing and rate of expansion of our business, the resources we devote to developing our products and any litigation settlements. We anticipate devoting substantial capital resources to continue our research and development efforts, to maintain our sales, support and marketing, to improve our controls environment, for other general corporate activities and to vigorously defend against existing and potential litigation. See Note 21 to our consolidated financial statements for a description of our other contingencies.

## **Recent Accounting Pronouncements**

On July 18, 2013, the Financial Accounting Standards Board ("FASB") issued Accounting Standards Update ("ASU") 2013-11, *Presentation of a Liability for an Unrecognized Tax Benefit When a Net Operating Loss Carryforward or Tax Credit Carryforward Exists* ("ASU 2013-11"), which provides guidance on financial statement presentation of an unrecognized tax benefit when a net operating loss ("NOL") carryforward, a similar tax loss or a tax credit carryforward exists. The FASB's objective in issuing ASU 2013-11 is to eliminate diversity in practice resulting from a lack of guidance on this topic in current generally accepted accounting principles in the United States. ASU 2013-11 requires that an entity present an unrecognized tax benefit, or a portion of an unrecognized tax benefit, in the financial statements as a reduction to a deferred tax asset for an NOL carryforward, a similar tax loss or a tax credit unless certain conditions exist. ASU 2013-11 is effective for us beginning January 1, 2014. We do not expect the adoption of ASU 2013-11 to have an impact on our consolidated financial statements, as we currently apply the methodology prescribed by ASU 2013-11.

On March 4, 2013, the FASB issued ASU 2013-05, *Foreign Currency Matters (Topic 830) - Parent's Accounting for the Cumulative Translation Adjustment upon Derecognition of Certain Subsidiaries or Groups of Assets within a Foreign Entity or of an Investment in a Foreign Entity* ("ASU 2013-05"), which indicates that the entire amount of a cumulative translation adjustment ("CTA") related to an entity's investment in a foreign entity should be released when there has been either: (a) a sale of a subsidiary or group of net assets within a foreign entity and the sale represents the substantially complete liquidation of the investment in a foreign entity; (b) the loss of a controlling financial interest in an investment in a foreign entity (i.e., the foreign entity is deconsolidated); or (c) the step acquisition of a foreign entity (i.e., when the accounting for an entity has changed from applying the equity method for an investment in a foreign entity to consolidating the foreign entity). ASU 2013-05 does not change the requirement to release a pro rata portion of the CTA of the foreign entity into earnings for a partial sale of an equity method investment in a foreign entity. ASU 2013-05 is effective for us January 1, 2014. We do not expect the adoption of ASU 2013-05 to have a material impact on our consolidated financial statements.

On February 5, 2013, the FASB issued ASU 2013-02, *Comprehensive Income (Topic 220): Reporting of Amounts Reclassified Out of Accumulated Other Comprehensive Income* ("ASU 2013-02"), which requires entities to disclose changes in accumulated other comprehensive income balances by component (i.e., unrealized gains or losses on available-for-sale securities or foreign-currency items) and significant items reclassified out of accumulated other comprehensive income by component either on the face of the income statement or as a separate footnote to the financial statements. ASU 2013-02 does not change the current requirements for interim financial statement reporting of comprehensive income. ASU 2013-02 became effective for us beginning January 1, 2013. We do not have significant items reclassified out of accumulated other comprehensive income and accordingly, the adoption of ASU 2013-02 did not impact our consolidated financial statements.

## **Item 7A. Quantitative and Qualitative Disclosures About Market Risk**

We are exposed to a variety of market risks, including changes in interest rates affecting the return on our investments and foreign currency fluctuations.

At December 31, 2013, our cash, cash equivalents, marketable securities and long-term investments totaled \$245.7 million. We maintain an investment portfolio of various holdings, types and maturities which may include money market funds, commercial paper, corporate notes, certificates of deposit and government debt securities. A sharp rise in market interest rates could have a material adverse impact on the fair value of our investment portfolio. Conversely, declines in market interest rates could have a material impact on the interest earnings of our investment portfolio. We do not currently hedge these interest rate exposures. We place our investments with high quality issuers and have policies limiting, among other things, the amount of credit exposure to any one issuer. We seek to limit default risk by purchasing only investment grade securities. We manage potential losses in fair value by investing in relatively short-term investments, thereby allowing us to hold our investments to

maturity. A hypothetical movement of plus or minus 50 basis points in market interest rates could affect the value of our investment portfolio by approximately \$0.4 million for the year ended December 31, 2013. However, we have the ability to hold our investments until maturity, and therefore do not expect our operating results or cash flows to be affected to any significant degree by the effect of a sudden change in market interest rates on our investment portfolio.

Based on a hypothetical 10% adverse movement in all foreign currency exchange rates, our revenue for the year ended December 31, 2013 would have been adversely affected by approximately \$2.5 million and our net loss for the year ended December 31, 2013 would have been adversely affected by approximately \$0.1 million, although the actual effects may differ materially from this hypothetical analysis.

**Item 8. Financial Statements and Supplementary Data**

Report of Independent Registered Public Accounting Firm	54
Consolidated Balance Sheets as of December 31, 2013 and 2012	55
Consolidated Statements of Operations for the years ended December 31, 2013, 2012 and 2011	56
Consolidated Statements of Comprehensive Loss for the years ended December 31, 2013, 2012 and 2011	57
Consolidated Statements of Changes in Stockholders' Equity for the years ended December 31, 2013, 2012 and 2011	58
Consolidated Statements of Cash Flows for the years ended December 31, 2013, 2012 and 2011	59
Notes to Consolidated Financial Statements	60

## REPORT OF INDEPENDENT REGISTERED PUBLIC ACCOUNTING FIRM

To the Board of Directors and Stockholders of  
Sonus Networks, Inc.  
Westford, Massachusetts

We have audited the accompanying consolidated balance sheets of Sonus Networks, Inc. and subsidiaries (the "Company") as of December 31, 2013 and 2012, and the related consolidated statements of operations, comprehensive loss, stockholders' equity, and cash flows for each of the three years in the period ended December 31, 2013. These financial statements are the responsibility of the Company's management. Our responsibility is to express an opinion on the financial statements based on our audits.

We conducted our audits in accordance with the standards of the Public Company Accounting Oversight Board (United States). Those standards require that we plan and perform the audit to obtain reasonable assurance about whether the financial statements are free of material misstatement. An audit includes examining, on a test basis, evidence supporting the amounts and disclosures in the financial statements. An audit also includes assessing the accounting principles used and significant estimates made by management, as well as evaluating the overall financial statement presentation. We believe that our audits provide a reasonable basis for our opinion.

In our opinion, such consolidated financial statements present fairly, in all material respects, the financial position of Sonus Networks, Inc. and subsidiaries as of December 31, 2013 and 2012, and the results of their operations and their cash flows for each of the three years in the period ended December 31, 2013, in conformity with accounting principles generally accepted in the United States of America.

We have also audited, in accordance with the standards of the Public Company Accounting Oversight Board (United States), the Company's internal control over financial reporting as of December 31, 2013, based on the criteria established in *Internal Control-Integrated Framework (1992)* issued by the Committee of Sponsoring Organizations of the Treadway Commission and our report dated February 27, 2014 expressed an unqualified opinion on the Company's internal control over financial reporting.

/s/ Deloitte & Touche LLP

Boston, Massachusetts  
February 27, 2014

**SONUS NETWORKS, INC.**

**Consolidated Balance Sheets**

**(in thousands, except share and per share data)**

	December 31, 2013	December 31, 2012
<b>Assets</b>		
Current assets:		
Cash and cash equivalents	\$ 72,423	\$ 88,004
Marketable securities	138,882	161,905
Accounts receivable, net	64,463	68,728
Inventory	21,793	25,614
Deferred income taxes	656	686
Other current assets	15,073	16,520
Total current assets	313,290	361,457
Property and equipment, net	19,102	23,767
Intangible assets, net	10,091	15,237
Goodwill	32,379	32,379
Investments	34,364	29,698
Deferred income taxes	2,121	1,011
Other assets	6,137	7,191
	\$ 417,484	\$ 470,740
<b>Liabilities and Stockholders' Equity</b>		
Current liabilities:		
Accounts payable	\$ 11,164	\$ 10,643
Accrued expenses	34,026	26,212
Current portion of deferred revenue	41,169	37,094
Convertible subordinated note	2,380	—
Current portion of long-term liabilities	672	763
Total current liabilities	89,411	74,712
Deferred revenue	10,528	11,647
Deferred income taxes	922	249
Convertible subordinated note	—	2,380
Other long-term liabilities	4,371	5,706
Total liabilities	105,232	94,694
Commitments and contingencies (Note 21)		
Stockholders' equity:		
Preferred stock, \$0.01 par value; 5,000,000 shares authorized, none issued and outstanding	—	—
Common stock, \$0.001 par value; 600,000,000 shares authorized; 266,226,845 shares issued and outstanding at December 31, 2013; 280,963,298 shares issued and outstanding at December 31, 2012	266	281
Additional paid-in capital	1,280,442	1,321,385
Accumulated deficit	(974,492)	(952,373)
Accumulated other comprehensive income	6,036	6,753
Total stockholders' equity	312,252	376,046
	\$ 417,484	\$ 470,740

See notes to the consolidated financial statements.

**SONUS NETWORKS, INC.**  
**Consolidated Statements of Operations**  
**(in thousands, except per share data)**

	Year ended December 31,		
	2013	2012	2011
Revenue:			
Product	\$ 167,272	\$ 153,326	\$ 154,373
Service	109,461	100,808	105,323
Total revenue	<u>276,733</u>	<u>254,134</u>	<u>259,696</u>
Cost of revenue:			
Product	59,235	58,109	57,929
Service	45,038	53,431	55,646
Total cost of revenue	<u>104,273</u>	<u>111,540</u>	<u>113,575</u>
Gross profit	<u>172,460</u>	<u>142,594</u>	<u>146,121</u>
Operating expenses:			
Research and development	69,559	67,341	64,410
Sales and marketing	78,365	76,341	59,279
General and administrative	40,107	34,283	34,957
Acquisition-related	93	5,496	—
Restructuring	5,411	7,675	—
Total operating expenses	<u>193,535</u>	<u>191,136</u>	<u>158,646</u>
Loss from operations	<u>(21,075)</u>	<u>(48,542)</u>	<u>(12,525)</u>
Interest income, net	405	612	1,287
Other income, net	3	202	—
Loss before income taxes	<u>(20,667)</u>	<u>(47,728)</u>	<u>(11,238)</u>
Income tax provision	(1,452)	(2,441)	(1,465)
Net loss	<u>\$ (22,119)</u>	<u>\$ (50,169)</u>	<u>\$ (12,703)</u>
Loss per share:			
Basic	\$ (0.08)	\$ (0.18)	\$ (0.05)
Diluted	\$ (0.08)	\$ (0.18)	\$ (0.05)
Shares used to compute loss per share:			
Basic	278,428	280,090	278,540
Diluted	278,428	280,090	278,540

See notes to the consolidated financial statements.

**SONUS NETWORKS, INC.**

**Consolidated Statements of Comprehensive Loss**

**(in thousands)**

	Year ended December 31,		
	2013	2012	2011
Net loss	\$ (22,119)	\$ (50,169)	\$ (12,703)
Other comprehensive income (loss), net of tax:			
Foreign currency translation adjustments	(672)	(535)	390
Unrealized gain (loss) on available-for-sale marketable securities, net of tax	(45)	(19)	22
Other comprehensive income (loss), net of tax	\$ (717)	\$ (554)	\$ 412
Comprehensive loss, net of tax	\$ (22,836)	\$ (50,723)	\$ (12,291)

See notes to the consolidated financial statements.

**SONUS NETWORKS, INC.**  
**Consolidated Statements of Stockholders' Equity**  
(in thousands, except share data)

	<u>Common Stock</u>		Additional Paid-in Capital	Accumulated Deficit	Accumulated Other Comprehensive Income (Loss)	Total Stockholders' Equity
	Shares	Amount				
<b>Balances, January 1, 2011</b>	277,170,262	\$ 277	\$ 1,301,285	\$ (889,501)	\$ 6,895	\$ 418,956
Issuance of common stock in connection with employee stock purchase plan	637,403	1	1,779			1,780
Exercise of stock options	452,617		818			818
Vesting of restricted stock	1,269,393	1				1
Issuance of vested performance-based stock awards	312,556					—
Shares of restricted stock returned to the Company under net share settlements to satisfy tax withholding obligations	(523,835)		(1,439)			(1,439)
Stock-based compensation expense			7,476			7,476
Other comprehensive income					412	412
Net loss				(12,703)		(12,703)
<b>Balances, December 31, 2011</b>	<b>279,318,396</b>	<b>279</b>	<b>1,309,919</b>	<b>(902,204)</b>	<b>7,307</b>	<b>415,301</b>
Issuance of common stock in connection with employee stock purchase plan	826,907	1	1,989			1,990
Exercise of stock options	212,502		254			254
Vesting of restricted stock	767,523	1				1
Shares of restricted stock returned to the Company under net share settlements to satisfy tax withholding obligations	(162,030)		(342)			(342)
Stock-based compensation expense			8,673			8,673
Assumption of equity awards in connection with acquisition of Network Technologies, Inc.			892			892
Other comprehensive loss					(554)	(554)
Net loss				(50,169)		(50,169)
<b>Balances, December 31, 2012</b>	<b>280,963,298</b>	<b>281</b>	<b>1,321,385</b>	<b>(952,373)</b>	<b>6,753</b>	<b>376,046</b>
Issuance of common stock in connection with employee stock purchase plan	764,369	1	2,209			2,210
Exercise of stock options	1,304,918	1	2,668			2,669
Vesting of restricted stock	908,485	1				1
Issuance of vested performance-based stock awards	1,205,858	1				1
Shares of restricted stock returned to the Company under net share settlements to satisfy tax withholding obligations	(405,189)		(1,300)			(1,300)
Repurchase of common stock	(18,514,894)	(19)	(59,655)			(59,674)
Stock-based compensation expense			14,504			14,504
Reclassification of liability to equity for cash bonuses converted to equity awards			631			631
Other comprehensive loss					(717)	(717)
Net loss				(22,119)		(22,119)
<b>Balances, December 31, 2013</b>	<b>266,226,845</b>	<b>\$ 266</b>	<b>\$ 1,280,442</b>	<b>\$ (974,492)</b>	<b>\$ 6,036</b>	<b>\$ 312,252</b>

See notes to the consolidated financial statements.



**SONUS NETWORKS, INC.**

**Consolidated Statements of Cash Flows**

(in thousands)

	Year ended December 31,		
	2013	2012	2011
Cash flows from operating activities:			
Net loss	\$ (22,119)	\$ (50,169)	\$ (12,703)
Adjustments to reconcile net loss to cash flows provided by (used in) operating activities:			
Depreciation and amortization of property and equipment	12,329	12,891	11,629
Amortization of intangible assets	4,546	2,773	400
Stock-based compensation	17,873	9,003	7,865
Impairment of intangible assets	600	—	—
Write-off of prepaid royalties for software licenses	—	7,083	—
Loss on disposal of property and equipment	54	344	24
Deferred income taxes	(553)	785	66
Changes in operating assets and liabilities:			
Accounts receivable	3,536	(8,924)	(217)
Inventory	4,150	(7,713)	22,900
Other operating assets	6,200	1,669	10,562
Accounts payable	(555)	(4,949)	(3,537)
Accrued expenses and other long-term liabilities	4,768	937	(7,377)
Deferred revenue	3,278	(3,039)	(35,522)
Net cash provided by (used in) operating activities	<u>34,107</u>	<u>(39,309)</u>	<u>(5,910)</u>
Cash flows from investing activities:			
Purchases of property and equipment	(6,949)	(10,540)	(13,173)
Business acquisition, net of cash acquired	—	(35,508)	—
Purchases of marketable securities	(182,491)	(159,828)	(219,800)
Sale/maturities of marketable securities	196,980	258,278	282,041
Increase in restricted cash	—	—	(310)
Net cash provided by investing activities	<u>7,540</u>	<u>52,402</u>	<u>48,758</u>
Cash flows from financing activities:			
Proceeds from sale of common stock in connection with employee stock purchase plan	1,888	1,693	1,513
Proceeds from exercise of stock options	2,669	254	818
Payment of tax withholding obligations related to net share settlements of restricted stock awards	(1,300)	(342)	(1,439)
Repurchase of common stock	(59,674)	—	—
Principal payments of capital lease obligations	(117)	(120)	(88)
Settlement of redeemable convertible subordinated debentures	—	(31,824)	—
Net cash (used in) provided by financing activities	<u>(56,534)</u>	<u>(30,339)</u>	<u>804</u>
Effect of exchange rate changes on cash and cash equivalents	(694)	(201)	(702)
Net (decrease) increase in cash and cash equivalents	<u>(15,581)</u>	<u>(17,447)</u>	<u>42,950</u>
Cash and cash equivalents, beginning of year	88,004	105,451	62,501
Cash and cash equivalents, end of year	<u>\$ 72,423</u>	<u>\$ 88,004</u>	<u>\$ 105,451</u>
Supplemental disclosure of cash flow information:			
Interest paid	\$ 89	\$ 780	\$ 10
Income taxes paid	\$ 1,569	\$ 2,388	\$ 926
Income tax refunds received	\$ 164	\$ 67	\$ 827
Supplemental disclosure of non-cash investing activities:			
Capital expenditures incurred, but not yet paid	\$ 1,446	\$ 305	\$ 550
Property and equipment acquired under capital lease	\$ 113	\$ 40	\$ 119
Business acquisition purchase consideration - assumed equity awards	\$ —	\$ 892	\$ —
Supplemental disclosure of non-cash financing activities:			
Total fair value of restricted stock awards, restricted stock units and performance-based stock awards on date vested	\$ 6,816	\$ 1,640	\$ 4,331

See notes to the consolidated financial statements.

# SONUS NETWORKS, INC.

## Notes to Consolidated Financial Statements

### (1) NATURE OF THE BUSINESS

Sonus Networks, Inc. ("Sonus" or the "Company") was incorporated in 1997 and is a leading provider of networked solutions for communications service providers (e.g., telecommunications, wireless and cable service providers) and increasingly, to enterprises to help them advance, protect and unify their communications and improve collaboration. Sonus helps many of the world's leading communications service providers and enterprises embrace the next generation of Session Initiation Protocol ("SIP")-based solutions, including Voice over Internet Protocol ("VoIP"), video and Unified Communications ("UC") through secure, reliable and scalable Internet Protocol ("IP") networks. Sonus products include session border controllers, policy/routing servers, media and signaling gateways and network analytics tools. Sonus solutions address the need for communications service providers and enterprises to seamlessly link and leverage multivendor, multiprotocol communications systems and applications across their networks, around the world and in a rapidly changing ecosystem of IP-enabled devices such as smartphones and tablets. Sonus solutions help the Company's customers realize the intended value and benefits of UC platforms such as Microsoft Lync by enabling disparate communications environments, commonplace in most enterprises today, to work seamlessly together. Likewise, Sonus solutions facilitate the deployment and adoption of cloud-based communications.

The Company utilizes both direct and indirect sales channels to reach its target customers. Customers and prospective customers in the service provider space are traditional and emerging communications providers, including long distance carriers, local exchange carriers, Internet service providers, wireless operators, cable operators, international telephone companies and carriers that provide services to other carriers. Enterprise customers and target enterprise customers include financial institutions, retailers, state and local governments, and other multinational corporations. The Company collaborates with its customers to identify and develop new, advanced services and applications that can help to reduce costs, improve productivity and generate new revenue.

### (2) BASIS OF PRESENTATION AND SUMMARY OF SIGNIFICANT ACCOUNTING POLICIES

#### ***BASIS OF PRESENTATION***

The consolidated financial statements have been prepared in United States dollars, in accordance with accounting principles generally accepted in the United States ("GAAP").

Effective in 2012, the Company began to report its first, second and third quarters on a 4-4-5 basis, with the quarter ending on the Friday closest to the last day of each third month. In 2013, the Company's first quarter ended on March 29, 2013, the second quarter ended on June 28, 2013 and the third quarter ended on September 27, 2013. In 2012, the Company's first quarter ended on March 30, 2012, the second quarter ended on June 29, 2012 and the third quarter ended on September 28, 2012. The Company's fiscal year ends on December 31.

On August 24, 2012, the Company completed the acquisition of Network Equipment Technologies, Inc. ("NET"). The financial results of NET have been included in the Company's consolidated financial statements for the year ended December 31, 2013 and in the year ended December 31, 2012 for the period subsequent to its acquisition.

#### ***SIGNIFICANT ACCOUNTING POLICIES***

##### **Principles of Consolidation**

The accompanying consolidated financial statements include the accounts of Sonus and its wholly-owned subsidiaries. All intercompany transactions and balances have been eliminated in consolidation.

##### **Use of Estimates and Judgments**

The preparation of financial statements in conformity with GAAP requires management to make estimates and assumptions that affect the reported amounts of assets and liabilities and disclosure of contingent assets and liabilities at the date of the financial statements and the reported amounts of revenues and expenses during the reporting periods. Significant estimates and judgments relied upon in preparing these consolidated financial statements include accounting for business combinations, revenue recognition for multiple element arrangements, inventory valuations, assumptions used to determine the

## SONUS NETWORKS, INC.

### Notes to Consolidated Financial Statements (Continued)

fair value of stock-based compensation, intangible assets and goodwill valuations, legal contingencies and recoverability of Sonus' net deferred tax assets and the related valuation allowances. Sonus regularly assesses these estimates and records changes in estimates in the period in which they become known. Sonus bases its estimates on historical experience and various other assumptions that it believes to be reasonable under the circumstances. Actual results could differ from those estimates.

#### Business Combinations

The Company recognizes identifiable assets acquired and liabilities assumed at their acquisition date fair values. Goodwill as of the acquisition date is measured as the excess of consideration transferred over the net of the acquisition date fair values of the assets acquired and the liabilities assumed and represents the expected future economic benefits arising from other assets acquired in the business combination that are not individually identified and separately recognized. While the Company uses its best estimates and assumptions as part of the purchase price allocation process to accurately value assets acquired and liabilities assumed at the acquisition date, its estimates are inherently uncertain and subject to refinement. As a result, during the measurement period, which may be up to one year from the acquisition date, the Company records adjustments to the assets acquired and liabilities assumed with the corresponding offset to goodwill to the extent that it identifies adjustments to the preliminary purchase price allocation. Upon the conclusion of the measurement period or final determination of the values of assets acquired or liabilities assumed, whichever comes first, any subsequent adjustments are recorded to the consolidated statements of operations.

#### Revenue Recognition

The Company recognizes revenue from sales when persuasive evidence of an arrangement exists, delivery has occurred, the sale price is fixed or determinable, and collectability of the related receivable is probable. In instances where customer acceptance is required, revenue is deferred until the acceptance has been achieved. When fees for products or services are not fixed and determinable, the Company defers the recording of receivables, deferred revenue and revenue until such time as the fees become due or are collected.

Revenue from maintenance and support services is recognized ratably over the service period. Maintenance revenue is deferred until the associated product is accepted by the customer and all other revenue recognition criteria have been met. Maintenance and support services include telephone support, return and repair support and unspecified rights to product upgrades and enhancements. Revenue from other professional services is typically recognized as the services are delivered if all other revenue recognition criteria have been met.

The Company's products typically have both software and non-software components that function together to deliver the products' essential functionality. In addition, hardware sold generally cannot be used apart from the software. Therefore, the Company considers its principal products to be both software and hardware-related. Many of the Company's sales involve multiple element arrangements that include product, maintenance and various professional services.

Beginning January 1, 2011, the Company adopted the provisions of ASU No. 2009-13, *Revenue Recognition (Topic 605): Multiple-Deliverable Revenue Arrangements* ("ASU 2009-13") and ASU No. 2009-14, *Software (Topic 985): Certain Revenue Arrangements That Include Software Elements* ("ASU 2009-14") for new and materially modified arrangements that contain tangible products (hardware) with software elements, which comprise the majority of the Company's revenue transactions. For multiple element arrangements entered into subject to the guidance set forth in ASU 2009-13, arrangement consideration is allocated to each element based on the relative selling prices of all of the elements in the arrangement using the fair value hierarchy as required by ASU 2009-13. The Company limits the amount of revenue recognized for delivered elements to the amount that is not contingent on the future delivery of products or services, future performance obligations, or subject to customer-specific return or refund privileges.

For multiple-element arrangements that include both software-only products and non-software products, the Company allocates the total arrangement consideration to the software-only deliverables as a group and to the individual non-software deliverables based on their relative selling prices. If an undelivered element (such as maintenance and support services) relates to both the software-only and non-software deliverables, the Company bifurcates the consideration allocated to the undelivered element (such as maintenance and support services) into a non-software component and the software-only component using the relative selling price method. The consideration allocated to the non-software and software-only deliverables is recognized in accordance with the guidance as discussed in this note.

## SONUS NETWORKS, INC.

### Notes to Consolidated Financial Statements (Continued)

For transactions entered into prior to January 1, 2011 and prospectively for software-only sales, the Company recognizes revenue in accordance with ASC No. 985-605, *Software - Revenue Recognition* ("ASC 985-605"). Under this guidance, revenue for any undelivered elements that are considered not essential to the functionality of the product and for which vendor-specific objective evidence of selling price ("VSOE") has been established is deferred and recognized upon delivery utilizing the residual method. If the Company has undelivered product for which VSOE has not been established, it defers all revenue on the entire arrangement until VSOE is established or until such elements are delivered, provided that all other revenue recognition criteria are met. If the Company has undelivered services for which VSOE has not been established, the entire arrangement is recognized as revenue over the longest remaining service period from the point in time that all services have commenced and all products have been delivered, provided that all other revenue recognition criteria are met.

The Company establishes VSOE based upon the price charged when the same element is sold separately or established by management having the relevant pricing authority. The Company has VSOE for its maintenance and support services and certain professional services. When VSOE exists it is used to determine the selling price of a deliverable. The Company has not been able to establish VSOE of any of its products and for certain of its services because the Company has not sold such products or services on a stand-alone basis, has not priced its products or services within a narrow range, or has limited sales history.

When VSOE is not established, the Company attempts to establish the selling price of each element based on third-party evidence of selling price ("TPE"). The Company's solution typically differs from that of its peers as there are no similar or interchangeable competitor products or services. The Company's various product, service and maintenance offerings contain a significant level of unique features and functionality and therefore, comparable pricing of competitors' products and services with similar functionality cannot be obtained. Accordingly, the Company is not able to determine TPE for its products or services.

When the Company is unable to establish selling price using VSOE or TPE, the Company uses estimated selling price ("ESP") in its allocation of arrangement consideration for the relevant deliverables. The objective of ESP is to determine the price at which the Company would transact a sale if a product or service was sold on a stand-alone basis. The Company determines ESP for its products and certain services by considering multiple factors including, but not limited to, overall market conditions, including geographic or regional-specific market factors, profit objectives and historical pricing practices for such deliverables. The determination of ESP is a formal process within the Company that includes review and approval by the Company's management.

Deferred revenue typically includes customer deposits and amounts associated with partial product shipments and maintenance or service contracts. Deferred revenue expected to be recognized as revenue more than one year subsequent to the balance sheet date is reported with long-term liabilities in the condensed consolidated balance sheets. The Company defers recognition of incremental direct costs, such as cost of goods, third-party installations and commissions, until recognition of the related revenue. Such costs are classified as current assets if the deferred revenue is initially classified as current and noncurrent assets if the related deferred revenue is initially classified as long-term.

The Company excludes any taxes assessed by a governmental authority that are directly imposed on a revenue-producing transaction (i.e., sales, use, value added) from its revenue and costs. Reimbursement received for out-of-pocket expenses and shipping costs is recorded as revenue.

The Company sells the majority of its products directly to its end customers. For products sold to resellers and distributors, the Company recognizes revenue on a sell-through basis.

#### Financial Instruments

The carrying amounts of Sonus' financial instruments, which include cash equivalents, marketable securities, investments, accounts receivable, accounts payable and convertible subordinated debt approximate their fair values.

All investments in marketable securities are classified as available-for-sale and are reported at fair value, with unrealized gains and losses excluded from earnings and reported, net of tax, in Accumulated other comprehensive income (loss), which is a component of stockholders' equity. Unrealized losses that are determined to be other-than-temporary, based on current and

## SONUS NETWORKS, INC.

### Notes to Consolidated Financial Statements (Continued)

expected market conditions, are recognized in earnings. Declines in fair value determined to be credit-related are charged to earnings. The cost of marketable securities sold is determined by the specific identification method.

Financial instruments with remaining maturities or that are due within one year from the balance sheet date are classified as current. Financial instruments with remaining maturities or that are payable more than one year from the balance sheet date are classified as noncurrent.

#### Cash and Cash Equivalents

Cash equivalents are stated at fair value, with unrealized gains and losses excluded from earnings and reported, net of tax, in Accumulated other comprehensive income (loss). Cash equivalents are liquid securities that have remaining maturities of three months or less at the date of purchase.

#### Restricted Cash

The Company classifies as restricted cash all cash pledged as collateral to secure long-term obligations and all cash whose use is otherwise limited by contractual provisions. Restricted cash is recorded within other assets on the consolidated balance sheet.

#### Foreign Currency Translation

For foreign subsidiaries where the functional currency is the local currency, assets and liabilities are translated into U.S. dollars at the current exchange rate on the balance sheet date. Revenue and expenses are translated at average rates of exchange prevailing during each period. Translation adjustments for these subsidiaries are included in Accumulated other comprehensive income (loss).

For foreign subsidiaries where the functional currency is the U.S. dollar, monetary assets and liabilities are translated into U.S. dollars at the current exchange rate on the balance sheet date. Nonmonetary assets and liabilities are remeasured into U.S. dollars at historical exchange rates. Revenue and expense items are translated at average rates of exchange prevailing during each period.

Realized and unrealized foreign currency gains and losses arising from transactions denominated in currencies other than the subsidiary's functional currency are reflected in earnings with the exception of intercompany transactions considered to be of a long-term investment nature.

The components of foreign currency translation gains (losses), which are reported as a component of General and administrative expenses in the consolidated statements of operations, for the years ended December 31, 2013, 2012 and 2011 are as follows (in thousands):

	Year ended December 31,		
	2013	2012	2011
Transaction losses	\$ (746)	\$ (1,365)	\$ (1,293)
Remeasurement gains (losses)	(164)	767	9
	<u>\$ (910)</u>	<u>\$ (598)</u>	<u>\$ (1,284)</u>

#### Inventory

Inventory is recorded at the lower of cost or market value using the first-in, first-out convention. The Company reduces the carrying value of inventory for those items that are potentially excess, obsolete or slow-moving based on changes in customer demand, technology developments or other economic factors.

Sonus writes down evaluation equipment at the time of shipment to its customers, as it is probable that the inventory value will not be realized.

## SONUS NETWORKS, INC.

### Notes to Consolidated Financial Statements (Continued)

Deferred product costs represent deferred cost of revenue for product shipments to customers prior to satisfaction of Sonus' revenue recognition criteria. Such costs are classified as inventory if the related deferred revenue is initially classified as current. Deferred product costs are recorded in Other assets if the related deferred revenue is initially classified as long-term, and remain a component of noncurrent assets until such costs are recognized in the consolidated statement of operations.

#### Property and Equipment

Property and equipment are stated at cost, net of accumulated depreciation. Expenditures for maintenance and repairs are charged to expense as incurred. Depreciation is computed using the straight-line method over the estimated useful lives of the related assets, which range from two to five years. Leasehold improvements are amortized over the lesser of the lease term or five years. When an asset is sold or retired, the cost and related accumulated depreciation or amortization are eliminated, and the resulting gain or loss, if any, is recognized in income (loss) from operations in the consolidated statement of operations. The Company reviews property and equipment for impairment in the same manner as intangible assets discussed below.

Software development costs associated with internal use software are incurred in three stages of development: the preliminary project stage, the application development stage and the post-implementation stage. Costs incurred during the preliminary project and post-implementation stages are expensed as incurred. Certain internal and external qualifying costs incurred during the application development stage are capitalized as property and equipment. Internal use software is amortized on a straight-line basis over its estimated useful life of three years, beginning when the software is ready for its intended use.

#### Intangible Assets and Goodwill

Intangible assets are comprised of intellectual property purchased in 2010 which is amortized over its estimated useful life of five years, and intangible assets arising from the August 24, 2012 acquisition of NET, comprised of developed technology, customer relationships, order backlog and internal use software, which are amortized over their estimated useful lives of four months to approximately six years. Intangible assets are reviewed for impairment when events or changes in circumstances indicate that their carrying amounts may not be recoverable based upon the estimated undiscounted cash flows. Recoverability of intangible assets with estimated lives and other long-lived assets is measured by a comparison of the carrying amount of an asset or asset group to future net undiscounted cash flows expected to be generated by the asset or asset group. If these comparisons indicate that an asset is not recoverable, the Company will recognize an impairment loss for the amount by which the carrying value of the asset or asset group exceeds the related estimated fair value. Estimated fair value is based on either discounted future operating cash flows or appraised values, depending on the nature of the asset. In the second quarter of 2013, the Company recorded an impairment charge of \$0.6 million to write down the carrying value of one of its intellectual property intangible assets to zero. See Note 9 for additional information regarding this expense.

Goodwill is recorded when the consideration for an acquisition exceeds the fair value of net tangible and identifiable intangible assets acquired. Goodwill is not amortized, but instead is tested for impairment at least annually or if indicators of potential impairment exist by comparing the fair value of the Company's reporting unit to its carrying value.

The Company adopted ASU 2011-08, *Intangibles - Goodwill and Other (Topic 350): Testing Goodwill for Impairment* ("ASU 2011-08") for its 2013 annual impairment test. ASU 2011-08 permits an entity to first perform a qualitative assessment to determine whether it is more likely than not that the fair value of a reporting unit is less than its carrying value. This qualitative assessment included the review of macroeconomic conditions, industry and market considerations, cost factors, overall company financial performance and other related facts and circumstances that could indicate that a more detailed assessment would be required. If it is concluded that it is more likely than not that the fair value is less than the carrying value, then it is necessary to perform the currently prescribed two-step goodwill impairment test. Alternatively, if it is concluded that it is not more likely than not that the fair value exceeds carrying value, the currently prescribed two-step goodwill impairment test is not required.

The Company's annual testing for impairment of goodwill is completed as of November 30 of each year. The Company operates as a single operating segment with one reporting unit and consequently evaluates goodwill for impairment based on an evaluation of the fair value of the Company as a whole. The Company performed its qualitative assessment for 2013 and concluded that it was not more likely than not that the fair value of our reporting unit was less than its carrying value. The Company's testing for 2012 and 2011 also indicated that no impairment of goodwill existed.

**SONUS NETWORKS, INC.**  
**Notes to Consolidated Financial Statements (Continued)**

**Other Assets**

Other assets are primarily comprised of the long-term portion of deferred cost of goods sold, prepaid expenses and deposits. In the fourth quarter of 2012, the Company wrote off \$7.1 million of prepaid royalties related to products from which the Company does not expect to derive future sales. This amount is included as a component of Cost of revenue - product in the consolidated statement of operations for the year ended December 31, 2012.

**Stock-Based Compensation**

The Company's stock-based compensation cost is measured at the grant date based on the fair value of the award and is recognized as expense over the requisite service period, which generally represents the vesting period, and includes an estimate of the awards that will be forfeited. The Company uses the Black-Scholes valuation model for estimating the fair value on the date of grant of stock options. The fair value of stock option awards is affected by the Company's stock price as well as valuation assumptions, including the volatility of Sonus' stock price, expected term of the option, risk-free interest rate and expected dividends.

**Research and Development Costs**

Research and development costs are expensed as incurred.

**Software Development Costs**

The costs for the development of new software and substantial enhancements to existing software are expensed as incurred until technological feasibility has been established, at which time any additional costs would be capitalized until the product is available for general release. The Company has determined that technological feasibility is established at the time a working model of the software is completed. The Company's process for developing software is essentially completed concurrently with the establishment of technological feasibility. Accordingly, no costs have been capitalized to date.

**Concentrations of Credit Risk and Single Source Suppliers**

The financial instruments that potentially subject Sonus to concentrations of credit risk are cash, cash equivalents, marketable debt securities and accounts receivable. The Company's cash equivalents and marketable debt securities were managed by two financial institutions at both December 31, 2013 and 2012.

Certain components and software licenses from third parties used in Sonus' products are procured from single sources of supply. The failure of a supplier, including a subcontractor, to deliver on schedule could delay or interrupt Sonus' delivery of products and thereby materially adversely affect Sonus' revenues and operating results.

Sonus had three contract manufacturers at December 31, 2013. Failure to manage the activities of these manufacturers or any disruption in these relationships could result in the disruption in the supply of its products and in delays in the fulfillment of the Company's customer orders.

**Advertising Costs**

Advertising costs are expensed as incurred. Advertising expenses were \$2.7 million for the year ended December 31, 2013, \$1.1 million for the year ended December 31, 2012 and \$0.2 million for the year ended December 31, 2011.

**Operating Segments**

The Company operates in a single segment. Operating segments are identified as components of an enterprise about which separate discrete financial information is available for evaluation by the chief operating decision maker in making decisions regarding resource allocation and assessing performance. To date, the chief operating decision maker has made such decisions and assessed performance at the company level, as one segment. The Company's chief operating decision maker is its President and Chief Executive Officer.

**SONUS NETWORKS, INC.**  
**Notes to Consolidated Financial Statements (Continued)**

**Loss Contingencies and Reserves**

**Loss Contingencies.** Sonus is subject to ongoing business risks arising in the ordinary course of business that affect the estimation process of the carrying value of assets, the recording of liabilities and the possibility of various loss contingencies. An estimated loss contingency is accrued when it is probable that a liability has been incurred or an asset has been impaired and the amount of loss can be reasonably estimated. Sonus regularly evaluates current information available to determine whether such amounts should be adjusted and records changes in estimates in the period they become known.

**Allowance for Doubtful Accounts.** Sonus establishes billing terms at the time it negotiates purchase agreements with its customers. Sonus monitors its outstanding receivables for timely payments and potential collection issues. An allowance for doubtful accounts is estimated based on Sonus' assessment of the collectability of specific customer accounts.

**Accrual for Royalties.** Sonus accrues for royalties for technology that it licenses from vendors based on established royalty rates and usage. In certain cases, Sonus has been contacted by third parties who claim that Sonus' products infringe on certain intellectual property of the third party. Sonus evaluates these claims and accrues amounts only when it is probable that the obligation has been incurred and the amounts are reasonably estimable.

**Reserve for Litigation and Legal Fees.** Sonus is subject to various legal claims. Sonus reserves for legal contingencies and legal fees when it is probable that a loss has been incurred and the amounts are reasonably estimable.

**Accounting for Income Taxes**

Deferred tax assets and liabilities are recognized for the expected future consequences of events that have been reflected in the consolidated financial statements. Deferred tax assets and liabilities are determined based on the differences between the book and tax bases of assets and liabilities and operating loss carryforwards, using tax rates expected to be in effect for the years in which the differences are expected to reverse. Such differences arise primarily from stock-based compensation, depreciation, accruals and reserves, acquired intangible assets, deferred revenue, tax credits, net operating loss carryforwards and allowances for accounts receivable. Sonus records valuation allowances to reduce deferred income tax assets to the amount that is more likely than not to be realized.

Sonus has not provided for U.S. income taxes on the undistributed earnings of non-U.S. subsidiaries, as the Company plans to permanently reinvest these amounts. Cumulative undistributed foreign earnings were approximately \$17 million at December 31, 2013 and approximately \$19 million at December 31, 2012. Generally, the undistributed foreign earnings become subject to U.S. taxation upon the remittance of dividends and under certain other circumstances. The Company does not believe it is practicable to estimate with reasonable accuracy the hypothetical amount of the unrecognized deferred tax liability on its undistributed foreign earnings given the large number of tax jurisdictions involved and the many factors and assumptions required to estimate the amount of the U.S. federal income tax on the undistributed earnings after reduction for the available foreign tax credits.

The Company determines whether it is more likely than not that a tax position will be sustained upon examination. If it is not more likely than not that a position will be sustained, no amount of the benefit attributable to the position is recognized. The tax benefit to be recognized of any tax position that meets the more likely than not recognition threshold is calculated as the largest amount that is more than 50% likely of being realized upon resolution of the contingency. The Company accounts for interest and penalties related to uncertain tax positions as part of its provision for income taxes.

In September 2013, the U.S. Department of the Treasury and the Internal Revenue Service released final regulations relating to guidance on applying tax rules to amounts paid to acquire, produce or improve tangible personal property as well as rules for materials and supplies effective for tax years beginning on or after January 1, 2014. The Company is currently assessing these rules and the impact they will have on its consolidated financial statements, if any.

**Recent Accounting Pronouncements**

On July 18, 2013, the Financial Accounting Standards Board ("FASB") issued Accounting Standards Update ("ASU") 2013-11, *Presentation of a Liability for an Unrecognized Tax Benefit When a Net Operating Loss Carryforward or Tax Credit*



## SONUS NETWORKS, INC.

### Notes to Consolidated Financial Statements (Continued)

*Carryforward Exists* ("ASU 2013-11"), which provides guidance on financial statement presentation of an unrecognized tax benefit when a net operating loss ("NOL") carryforward, a similar tax loss or a tax credit carryforward exists. The FASB's objective in issuing ASU 2013-11 is to eliminate diversity in practice resulting from a lack of guidance on this topic in current GAAP. ASU 2013-11 requires that an entity present an unrecognized tax benefit, or a portion of an unrecognized tax benefit, in the financial statements as a reduction to a deferred tax asset for an NOL carryforward, a similar tax loss or a tax credit unless certain conditions exist. ASU 2013-11 is effective for the Company beginning January 1, 2014. The Company does not expect the adoption of ASU 2013-11 to have an impact on its consolidated financial statements, as the Company currently applies the methodology prescribed by ASU 2013-11.

On March 4, 2013, the FASB issued ASU 2013-05, *Foreign Currency Matters (Topic 830) - Parent's Accounting for the Cumulative Translation Adjustment upon Derecognition of Certain Subsidiaries or Groups of Assets within a Foreign Entity or of an Investment in a Foreign Entity* ("ASU 2013-05"), which indicates that the entire amount of a cumulative translation adjustment ("CTA") related to an entity's investment in a foreign entity should be released when there has been either: (a) a sale of a subsidiary or group of net assets within a foreign entity and the sale represents the substantially complete liquidation of the investment in a foreign entity; (b) the loss of a controlling financial interest in an investment in a foreign entity (i.e., the foreign entity is deconsolidated); or (c) the step acquisition of a foreign entity (i.e., when the accounting for an entity has changed from applying the equity method for an investment in a foreign entity to consolidating the foreign entity). ASU 2013-05 does not change the requirement to release a pro rata portion of the CTA of the foreign entity into earnings for a partial sale of an equity method investment in a foreign entity. ASU 2013-05 is effective for the Company beginning January 1, 2014. The Company does not expect the adoption of ASU 2013-05 to have a material impact on its consolidated financial statements.

On February 5, 2013, the FASB issued ASU 2013-02, *Comprehensive Income (Topic 220): Reporting of Amounts Reclassified Out of Accumulated Other Comprehensive Income* ("ASU 2013-02"), which requires entities to disclose changes in accumulated other comprehensive income balances by component (i.e., unrealized gains or losses on available-for-sale securities or foreign-currency items) and significant items reclassified out of accumulated other comprehensive income by component either on the face of the income statement or as a separate footnote to the financial statements. ASU 2013-02 does not change the current requirements for interim financial statement reporting of comprehensive income. ASU 2013-02 became effective for the Company on January 1, 2013. The Company does not have significant items reclassified out of accumulated other comprehensive income and accordingly, the adoption of ASU 2013-02 did not impact the Company's consolidated financial statements.

### (3) ACQUISITION OF NET

On August 24, 2012 (the "NET Acquisition Date"), the Company acquired all of the outstanding common stock of NET for cash consideration of \$41.5 million, or \$1.35 per share of NET common stock. The acquisition was effected through a merger of a wholly-owned subsidiary of the Company into NET with NET surviving the merger as a wholly-owned subsidiary of the Company. NET is a provider of networking equipment focused on secure real-time communications for UC, SIP trunking, enterprise mobility and IP-based multi-service networking. The Company acquired NET to enhance its position as an enabler of cloud-based UC. The acquisition of NET expanded the Company's portfolio of Session Border Controller ("SBC") solutions for enterprise customers and brought engineering resources, broader channel capability and a broad U.S. federal government installed base to leverage into SIP-enabled platforms.

The transaction has been accounted for as a business combination, and the financial results of NET have been included in the Company's consolidated financial statements for the period subsequent to its acquisition. The Company's financial results for year ended December 31, 2012 include \$17.3 million of revenue and \$9.5 million of net loss attributable to NET for the period subsequent to its acquisition.

The Company finalized the valuation of acquired assets, identifiable intangible assets, uncertain tax liabilities and certain accrued liabilities in the third quarter of 2013. Based on new information gathered about facts and circumstances that existed as of the NET Acquisition Date, the Company recorded retrospective adjustments as of December 31, 2012, which resulted in a net decrease to goodwill of \$1.4 million, a net increase to other current assets of \$0.9 million and a net decrease to current liabilities of \$0.5 million as set forth in the table below. The adjustments have been retrospectively applied to the December 31, 2012 balance sheet; however, these adjustments had no impact on the consolidated statements of operations, of comprehensive loss, of stockholders' equity or of cash flows.

**SONUS NETWORKS, INC.**

**Notes to Consolidated Financial Statements (Continued)**

During the second quarter of 2013, the Company made an election under Section 338(g) of the Internal Revenue Code to have the NET transaction treated as an asset acquisition (i.e., a taxable transaction) with the goodwill being deductible for tax purposes over 15 years.

A summary of the allocation of the purchase consideration for NET is as follows (in thousands):

**Fair value of consideration transferred**

Cash, net of cash acquired	\$ 35,508
Fair value of equity awards assumed (see Note 16)	892
Fair value of total consideration	<u>\$ 36,400</u>

**Fair value of assets acquired and liabilities assumed:**

Marketable securities	\$ 5,359
Deferred income taxes	681
Other current assets	13,388
Property and equipment	4,694
Noncurrent investments	10,167
Intangible assets	16,810
Goodwill	27,317
Other noncurrent assets	1,843
Current liabilities	(9,350)
Debt	(34,208)
Other long-term liabilities	(301)
	<u>\$ 36,400</u>

The valuation of the acquired intangible assets is inherently subjective and relies on significant unobservable inputs. The Company used an income approach to value the acquired customer relationships and developed technology intangible assets. The valuation for each of these intangible assets was based on estimated projections of expected cash flows to be generated by the assets, discounted to the present value at discount rates commensurate with perceived risk. The valuation assumptions take into consideration the Company's estimates of contract renewal, technology attrition and revenue growth projections. The Company is amortizing the identifiable intangible assets in relation to the expected cash flows from the individual intangible assets over their respective useful lives (see Note 9).

The identifiable intangible assets as of the NET Acquisition Date are as follows (in thousands):

Developed technology	\$ 9,080
Customer relationships	6,140
Order backlog	860
Internal use software	730
	<u>\$ 16,810</u>

***Pro Forma Results***

The following unaudited pro forma information presents the condensed combined results of operations of the Company and NET for the years ended December 31, 2012 and 2011 as if the acquisition of NET had been completed on January 1, 2011 with adjustments to give effect to pro forma events that are directly attributable to the acquisition. These pro forma adjustments include a reduction of historical NET revenue for the fair value adjustment related to acquired deferred revenue, an increase in amortization expense for the acquired identifiable intangible assets, a decrease in historical NET interest expense reflecting the extinguishment of certain of NET's debt as a result of the acquisition and the elimination of transaction costs included in the Company's and NET's historical results, directly attributable to the acquisition from the year ended December 31, 2012 and inclusion of such costs in the year ended December 31, 2011.

The unaudited pro forma results do not reflect any operating efficiencies or potential cost savings which may result from the consolidation of the operations of the Company and NET. Accordingly, these unaudited pro forma results are presented for illustrative purposes and are not intended to represent or be indicative of the actual results of operations of the combined

**SONUS NETWORKS, INC.**

**Notes to Consolidated Financial Statements (Continued)**

company that would have been achieved had the acquisition occurred at the beginning of each period presented, nor are they intended to represent or be indicative of future results of operations (in thousands, except per share amounts):

	Year ended December 31,	
	2012	2011
Revenue	\$ 284,970	\$ 308,660
Net loss	\$ (62,148)	\$ (60,984)
Loss per share	\$ (0.22)	\$ (0.22)

***Acquisition-Related Costs***

Acquisition-related costs include those costs related to the acquisition that would otherwise not have been incurred by the Company. These costs include professional and services fees, such as legal, audit, consulting, paying agent and other fees and expenses related to cash payments to former NET executives under their NET change of control agreements.

The components of acquisition-related costs included in the Company's results of operations for the year ended December 31, 2012 are as follows (in thousands):

Professional and services fees	\$ 3,571
Change of control agreements	1,925
	\$ 5,496

**(4) EARNINGS (LOSS) PER SHARE**

Basic earnings (loss) per share is computed by dividing net income (loss) by the weighted average number of shares outstanding during the period. For periods in which the Company reports net income, diluted net income per share is determined by using the weighted average number of common and dilutive common equivalent shares outstanding during the period unless the effect is antidilutive.

The calculations of shares used to compute basic and diluted loss per share are as follows (in thousands):

	Year ended December 31,		
	2013	2012	2011
Weighted average shares outstanding—basic	278,428	280,090	278,540
Potential dilutive common shares	—	—	—
Weighted average shares outstanding—diluted	278,428	280,090	278,540

Options to purchase the Company's common stock and unvested shares of restricted stock and performance-based stock awards aggregating 35.4 million shares for the year ended December 31, 2013, 25.7 million shares for the year ended December 31, 2012 and 24.9 million shares for the year ended December 31, 2011 have not been included in the computation of diluted loss per share because their effect would have been antidilutive.

**(5) CASH EQUIVALENTS, MARKETABLE SECURITIES AND INVESTMENTS**

The Company invests in debt and equity instruments, primarily U.S. government-backed, municipal and corporate obligations, which management believes to be high quality (investment grade) credit instruments.

The Company did not sell any of its available-for-sale securities during the years ended December 31, 2013, 2012 or 2011, and accordingly, no gains or losses were realized.

Marketable securities and investments with continuous unrealized losses for one year or greater at December 31, 2013 were nominal; however, since the Company does not intend to sell these securities and does not believe it will be required to sell any securities before they recover in value, it does not believe these declines are other-than-temporary.

**SONUS NETWORKS, INC.**

**Notes to Consolidated Financial Statements (Continued)**

On a quarterly basis, the Company reviews its marketable securities and investments to determine if there have been any events that could create a credit impairment. Based on its reviews, the Company does not believe that any impairment existed with its current holdings at December 31, 2013.

The amortized cost, gross unrealized gains and losses and fair value of the Company's marketable debt and equity securities and investments at December 31, 2013 and 2012 were comprised of the following (in thousands):

	December 31, 2013			
	Amortized cost	Unrealized gains	Unrealized losses	Fair value
<i>Cash equivalents</i>	\$ 50,404	\$ —	\$ —	\$ 50,404
<i>Marketable securities</i>				
U.S. government agency notes	\$ 47,895	\$ 15	\$ —	\$ 47,910
Corporate debt securities	81,993	35	(8)	82,020
Commercial paper	5,647	2	—	5,649
Certificates of deposit	3,300	3	—	3,303
	\$ 138,835	\$ 55	\$ (8)	\$ 138,882
<i>Investments</i>				
U.S. government agency notes	\$ 9,254	\$ 3	\$ —	\$ 9,257
Foreign government notes	1,250	—	—	1,250
Corporate debt securities	23,848	17	(8)	23,857
	\$ 34,352	\$ 20	\$ (8)	\$ 34,364

	December 31, 2012			
	Amortized cost	Unrealized gains	Unrealized losses	Fair value
<i>Cash equivalents</i>	\$ 69,389	\$ —	\$ —	\$ 69,389
<i>Marketable securities</i>				
U.S. government agency notes	\$ 53,646	\$ 22	\$ —	\$ 53,668
Foreign government notes	2,000	1	—	2,001
Corporate debt securities	84,047	34	(5)	84,076
Commercial paper	7,492	5	—	7,497
Certificates of deposit	14,650	13	—	14,663
	\$ 161,835	\$ 75	\$ (5)	\$ 161,905
<i>Investments</i>				
U.S. government agency notes	\$ 19,358	\$ 20	\$ —	\$ 19,378
Corporate debt securities	10,306	20	(6)	10,320
	\$ 29,664	\$ 40	\$ (6)	\$ 29,698

The Company's available-for-sale debt securities that are classified as Investments in the consolidated balance sheet mature after one year but within two years or less from the balance sheet date.

**Fair Value Hierarchy**

Fair value is the price that would be received to sell an asset or paid to transfer a liability in an orderly transaction between market participants. As such, fair value is a market-based measurement that should be determined based on assumptions that market participants would use in pricing an asset or a liability. The three-tier fair value hierarchy is based on the level of independent, objective evidence surrounding the inputs used to measure fair value. A financial instrument's categorization within the fair value hierarchy is based upon the lowest level of input that is significant to the fair value measurement. The fair value hierarchy is as follows:



**SONUS NETWORKS, INC.**

**Notes to Consolidated Financial Statements (Continued)**

The Company's marketable securities and investments have been valued on the basis of valuations provided by third-party pricing services, as derived from such services' pricing models. Inputs to the models may include, but are not limited to, reported trades, executable bid and asked prices, broker/dealer quotations, prices or yields of securities with similar characteristics, benchmark curves or information pertaining to the issuer, as well as industry and economic events. The pricing services may use a matrix approach, which considers information regarding securities with similar characteristics to determine the valuation for a security. The Company is ultimately responsible for the consolidated financial statements and underlying estimates. Accordingly, the Company assesses the reasonableness of the valuations provided by the third-party pricing services by reviewing actual trade data, broker/dealer quotes and other similar data, which are obtained from quoted market prices or other sources.

**(6) ACCOUNTS RECEIVABLE, NET**

Accounts receivable, net, consist of the following (in thousands):

	December 31,	
	2013	2012
Accounts receivable, gross	\$ 64,620	\$ 68,728
Allowance for doubtful accounts	(157)	—
Accounts receivable, net	\$ 64,463	\$ 68,728

The activity in the Company's allowance for doubtful accounts is as follows (in thousands):

Year ended December 31,	Balance at beginning of year	Charges to expense	Write-offs	Balance at end of year
2013	\$ —	\$ 415	\$ (258)	\$ 157
2012	\$ —	\$ —	\$ —	\$ —
2011	\$ 313	\$ —	\$ (313)	\$ —

**(7) INVENTORY**

Inventory consists of the following (in thousands):

	December 31,	
	2013	2012
On-hand final assemblies and finished goods inventories	\$ 19,070	\$ 22,009
Deferred cost of goods sold	4,387	5,704
	23,457	27,713
Less current portion	(21,793)	(25,614)
Noncurrent portion (included in Other assets)	\$ 1,664	\$ 2,099

**SONUS NETWORKS, INC.**

**Notes to Consolidated Financial Statements (Continued)**

**(8) PROPERTY AND EQUIPMENT**

Property and equipment consists of the following (in thousands):

	Useful Life	December 31,	
		2013	2012
Equipment	3 years	\$ 80,710	\$ 78,517
Software	2-3 years	15,410	14,852
Furniture and fixtures	3-5 years	855	983
Leasehold improvements	Shorter of the life of the lease or estimated useful life (1-5 years)	10,659	11,747
		<u>107,634</u>	<u>106,099</u>
Less accumulated depreciation and amortization		<u>(88,532)</u>	<u>(82,332)</u>
Property and equipment, net		<u>\$ 19,102</u>	<u>\$ 23,767</u>

The Company recorded depreciation and amortization expense related to property and equipment of \$12.3 million for the year ended December 31, 2013, \$12.9 million for the year ended December 31, 2012 and \$11.6 million for the year ended December 31, 2011.

Property and equipment under capital leases included in the amounts above are as follows (in thousands):

	December 31,	
	2013	2012
Cost	\$ 326	\$ 326
Less accumulated depreciation	(220)	(194)
Property and equipment under capital leases, net	<u>\$ 106</u>	<u>\$ 132</u>

The net book values of the Company's property and equipment by geographic area are as follows (in thousands):

	December 31,	
	2013	2012
United States	\$ 13,960	\$ 16,110
Asia/Pacific	4,665	6,811
Europe	453	792
Other	24	54
	<u>\$ 19,102</u>	<u>\$ 23,767</u>

**(9) INTANGIBLE ASSETS AND GOODWILL**

The Company's intangible assets at December 31, 2013 and 2012 consist of the following (in thousands):

December 31, 2013	Weighted average amortization period (years)	Cost	Accumulated amortization	Net carrying value
Intellectual property	5.00	\$ 999	\$ 999	\$ —
Developed technology	5.03	9,080	2,729	6,351
Customer relationships	5.30	6,140	2,806	3,334
Internal use software	3.00	730	324	406
	4.35	<u>\$ 16,949</u>	<u>\$ 6,858</u>	<u>\$ 10,091</u>

**SONUS NETWORKS, INC.**

**Notes to Consolidated Financial Statements (Continued)**

<u>December 31, 2012</u>	<u>Weighted average amortization period (years)</u>	<u>Cost</u>	<u>Accumulated amortization</u>	<u>Net carrying value</u>
Intellectual property	5.00	\$ 2,999	\$ 2,199	\$ 800
Developed technology	5.03	9,080	730	8,350
Customer relationships	5.30	6,140	702	5,438
Order backlog	0.33	860	860	—
Internal use software	3.00	730	81	649
	4.35	<u>\$ 19,809</u>	<u>\$ 4,572</u>	<u>\$ 15,237</u>

Amortization expense for intangible assets for the years ended December 31, 2013, 2012 and 2011 was as follows (in thousands):

	<u>Year ended December 31,</u>			<u>Statement of operations classification</u>
	<u>2013</u>	<u>2012</u>	<u>2011</u>	
Intellectual property	\$ 200	\$ 400	\$ 400	Research and development
Developed technology	1,999	730	—	Cost of revenue - product
Customer relationships	2,104	702	—	Sales and marketing
Order backlog	—	860	—	Cost of revenue - product
Internal use software	243	81	—	Cost of revenue - product
	<u>\$ 4,546</u>	<u>\$ 2,773</u>	<u>\$ 400</u>	

In connection with the preparation of its financial statements for the second quarter of 2013, the Company reviewed its intangible assets and other long-lived assets for impairment indicators. The Company determined that a triggering event had occurred relative to one of its intellectual property intangible assets that had been acquired during 2010. During 2013, the Company discontinued its development of this technology and determined that there were no alternative uses of the technology within either its existing or future product lines. Additionally, based on the age and resulting obsolescence of such technology, the Company concluded that the fair value was nominal based on a discounted cash flow model. As a result, the Company recorded an impairment charge of \$0.6 million in the three months ended June 28, 2013 to write down the carrying value of the asset to zero. This expense is included as a component of research and development expense in the Company's consolidated statements of operations for the year ended December 31, 2013. The nonrecurring fair value measurement of the impairment of the intellectual property was categorized in Level 3 of the fair value hierarchy.

Estimated future amortization expense for the Company's intangible assets at December 31, 2013 is as follows (in thousands):

<u>Years ending December 31,</u>	
2014	\$ 3,234
2015	2,368
2016	1,934
2017	1,901
2018	393
Thereafter	261
	<u>\$ 10,091</u>

Goodwill is recorded when the consideration for an acquisition exceeds the fair value of net tangible and identifiable intangible assets acquired. The changes in the carrying value of the Company's goodwill in the years ended December 31, 2013 and 2012 are as follows (in thousands):



**SONUS NETWORKS, INC.**  
**Notes to Consolidated Financial Statements (Continued)**

	<b>Year ended December 31,</b>	
	<b>2013</b>	<b>2012</b>
Balance at January 1:		
Goodwill	\$ 35,485	\$ 8,168
Accumulated impairment losses	(3,106)	(3,106)
	<u>32,379</u>	<u>5,062</u>
Acquisition of NET	—	27,317
Balance at December 31	<u>\$ 32,379</u>	<u>\$ 32,379</u>

The components of the Company's goodwill balances at December 31, 2013 and 2012 are as follows:

	<b>December 31,</b>	
	<b>2013</b>	<b>2012</b>
Balance:		
Goodwill	\$ 35,485	\$ 35,485
Accumulated impairment losses	(3,106)	(3,106)
	<u>\$ 32,379</u>	<u>\$ 32,379</u>

**(10) ACCRUED EXPENSES**

Accrued expenses consist of the following (in thousands):

	<b>December 31,</b>	
	<b>2013</b>	<b>2012</b>
Employee compensation and related costs	\$ 20,683	\$ 15,799
Other	13,343	10,413
	<u>\$ 34,026</u>	<u>\$ 26,212</u>

**(11) RESTRUCTURING ACCRUAL**

On August 7, 2012, the Company announced that it had committed to a restructuring initiative to streamline operations and reduce operating costs by closing and consolidating certain facilities and reducing its worldwide workforce. In connection with this initiative, the Company recorded \$5.4 million of restructuring expense in the year ended December 31, 2013, comprised of \$5.1 million for severance and related costs in connection with reducing the Company's workforce and \$0.3 million related to facilities.

The Company recorded \$7.7 million of restructuring expense in the year ended December 31, 2012, comprised of \$3.2 million for severance and related costs, \$4.2 million related to space reductions in three facilities and \$0.3 million for the write-off of assets associated with the aforementioned facility consolidations. The \$4.2 million recorded in the year ended December 31, 2012 related to facilities is comprised of \$4.0 million related to space reductions in NET's former corporate headquarters in California, \$0.1 million related to space reductions in the former NET facility in New Jersey and \$0.1 million to consolidate the Company's offices in France.

Restructuring expense is reported separately in the Company's consolidated statements of operations. The Company expects to complete the payments related to severance in the second half of 2014 and the payments related to facilities in 2016.

The portion of restructuring payments due more than one year from the balance sheet date is included in Other long-term liabilities in the Company's consolidated balance sheets. At December 31, 2013, the long-term portion of accrued restructuring was \$1.8 million.

**SONUS NETWORKS, INC.**

**Notes to Consolidated Financial Statements (Continued)**

The tables below summarize the restructuring accrual activity for the years ended December 31, 2013 and 2012 (in thousands):

	Balance at January 1, 2013	Initiatives charged to expense	Cash payments	Foreign exchange	Balance at December 31, 2013
Severance	\$ 1,135	\$ 5,102	\$ (4,904)	\$ —	\$ 1,333
Facilities	4,100	309	(1,397)	—	3,012
	<u>\$ 5,235</u>	<u>\$ 5,411</u>	<u>\$ (6,301)</u>	<u>\$ —</u>	<u>\$ 4,345</u>

	Initiatives charged to expense	Cash payments	Foreign exchange	Balance at December 31, 2012
Severance	\$ 3,237	\$ (2,097)	\$ (5)	\$ 1,135
Facilities	4,133	(35)	2	4,100
Restructuring accrual activity	7,370	<u>(2,132)</u>	<u>(3)</u>	<u>5,235</u>
Asset write-offs	305			
Total restructuring expense	<u>\$ 7,675</u>			

**(12) DEBT**

In connection with the Company's acquisition of NET, NET remained obligated under its 3 3/4 % Convertible Senior Notes due December 15, 2014 (the "2007 Notes") and 7 1/4 % Redeemable Convertible Subordinated Debentures due May 15, 2014 (the "1989 Debentures") outstanding at the NET Acquisition Date, subject to the transactions discussed below.

The Company has determined that the estimated fair value of its outstanding debt at both December 31, 2013 and 2012 equals its carrying value. Although the debt can be publicly traded, there have been no trading transactions since 2010 and accordingly, the Company has categorized it as a Level 2 within the fair value hierarchy.

**3 3/4% Convertible Senior Notes**

In December 2007, NET issued \$85.0 million of 2007 Notes in a private placement, of which \$10.5 million in principal remained outstanding at the NET Acquisition Date, and under which NET remained obligated after the acquisition. The 2007 Notes bear interest at a rate of 3 3/4 % per annum and mature on December 15, 2014. The 2007 Notes are unsecured senior obligations of NET, ranking equal in right of payment to all existing and future senior indebtedness of NET, and senior in right of payment to any existing and future subordinated indebtedness of NET. The 2007 Notes are effectively subordinated to existing and future secured indebtedness of NET to the extent of the assets securing such indebtedness and structurally subordinated to the claims of all existing and future indebtedness and other liabilities of NET's subsidiaries. In connection with the acquisition, the Company neither assumed nor guaranteed NET's obligations under the 2007 Notes. The 2007 Notes are not redeemable by NET prior to the stated maturity date.

Prior to the acquisition, a 2007 Note could be converted by a holder, at its option, into shares of NET common stock at a conversion rate of 73.3689 shares of NET common stock per \$1,000 principal amount, subject to adjustment in certain events. On August 24, 2012, in connection with the consummation of the acquisition and as provided in the merger agreement, NET entered into a supplemental indenture for the 2007 Notes, which provided, among other things, that, in lieu of being convertible into shares of NET common stock, the 2007 Notes will be convertible into the kind and amount of merger consideration that would have been receivable upon the consummation of the acquisition by a holder of the number of shares of NET common stock issuable upon conversion of such 2007 Notes immediately preceding the effective time of the acquisition. The merger consideration was \$1.35 in cash per share of NET common stock.

Upon the occurrence of certain fundamental changes including, without limitation, an acquisition of voting control of NET, the liquidation of NET, or NET's common stock ceasing to be traded on a U.S. national securities exchange, a holder of 2007 Notes obtained the right to require NET to purchase for cash all or any part of its 2007 Notes at a purchase price equal to

**SONUS NETWORKS, INC.**

**Notes to Consolidated Financial Statements (Continued)**

100% of the principal amount plus any accrued and unpaid interest (including additional interest, if any) up until, but not including, the fundamental change purchase date. The acquisition of NET by the Company constituted a "fundamental change" under the indenture governing the 2007 Notes. Accordingly, as required by the indenture governing the 2007 Notes and as provided in the merger agreement, on August 27, 2012, a fundamental change notice was sent to each holder of 2007 Notes, indicating that each such holder had the right to have all or a portion of its 2007 Notes purchased at a price in cash equal to 100% of the principal amount of the 2007 Notes (or portion thereof), plus any accrued and unpaid interest to, but excluding the fundamental change purchase date of October 12, 2012. In response to the fundamental change notice, \$8.1 million in aggregate principal amount of 2007 Notes were tendered for purchase. The remaining \$2.4 million in aggregate principal amount is due on December 15, 2014.

***7¼% Redeemable Convertible Subordinated Debentures***

In May 1989, NET issued \$75.0 million of 1989 Debentures, of which \$23.7 million in aggregate principal amount remained outstanding as of the NET Acquisition Date, and under which NET remained obligated after the acquisition. The 1989 Debentures bore interest at a rate of 7 1/4 % per annum and matured according to their terms on May 15, 2014. In connection with the acquisition, the Company neither assumed nor guaranteed NET's obligations under the 1989 Debentures.

Prior to the acquisition, each 1989 Debenture was convertible at the option of the holder into NET common stock at a conversion price of \$31.50 per share and was redeemable at the option of NET. The 1989 Debenture holders were entitled to a sinking fund which began May 15, 2000, of 14 annual payments of 5% of the aggregate principal amount of the 1989 Debentures issued (\$3.8 million annually), reduced by any redemption or conversion of the 1989 Debentures. As a result of previous redemptions, the total remaining sinking fund requirement was \$1.2 million at the NET Acquisition Date, which, assuming no further redemptions would be due as a final sinking fund payment on May 15, 2014.

On August 24, 2012, in connection with the consummation of the acquisition and as provided in the merger agreement, NET entered into a supplemental indenture for the 1989 Debentures, which provided, among other things, that, in lieu of being convertible into shares of NET common stock, the 1989 Debentures would be convertible into the kind and amount of merger consideration that would have been received upon the consummation of the acquisition by a holder of the number of shares of NET common stock issuable upon conversion of such 1989 Debenture immediately preceding the effective time of the acquisition. The merger consideration was \$1.35 per share.

On August 24, 2012, NET sent a notice to the holders of the 1989 Debentures, notifying them that NET had elected to redeem the entire outstanding aggregate principal amount of the 1989 Debentures. The date for the redemption was September 26, 2012. On the redemption date, the entire outstanding principal amount of the 1989 Debentures became due and payable at a redemption price equal to 100% of the principal amount of the 1989 Debentures plus accrued and unpaid interest to the redemption date. NET paid the aggregate principal amount of \$23.7 million plus \$0.6 million in accrued interest to the holders of the 1989 Debentures on September 26, 2012 and accordingly, at December 31, 2012, no obligation remained in connection with the Debentures.

**(13) LONG-TERM LIABILITIES**

Long-term liabilities consist of the following (in thousands):

	December 31,	
	2013	2012
Capital lease obligations	\$ 154	\$ 170
Deferred rent	3,057	3,551
Restructuring	4,345	5,235
	7,556	8,956
Current portion *	(3,185)	(3,250)
Long-term liabilities, net of current portion	\$ 4,371	\$ 5,706

\* Includes \$2.5 million at December 31, 2013 and \$2.5 million at December 31, 2012 of current accrued restructuring reported as a component of Accrued expenses in the consolidated balance sheets.

## SONUS NETWORKS, INC.

### Notes to Consolidated Financial Statements (Continued)

The future minimum annual payments under capital leases at December 31, 2013 are as follows (in thousands):

<u>Years ending December 31,</u>	
2014	\$ 89
2015	70
2016	<u>2</u>
Total minimum lease payments	161
Less amount representing interest	<u>(7)</u>
Present value of minimum lease payments	154
Less current portion	<u>(84)</u>
Long-term liabilities portion	<u>\$ 70</u>

#### (14) STOCKHOLDER RIGHTS PLAN

On June 21, 2013, the Company entered into an amendment to its stockholder rights agreement (the "Rights Plan") to extend the expiration date of the rights in such Rights Plan from June 26, 2013 to June 26, 2015. The amendment was not in response to any acquisition proposal and no other amendments were made to the Rights Plan. The Rights Plan was originally adopted on June 26, 2008 and was subsequently initially extended on June 10, 2011 to June 26, 2013.

Under the Rights Plan, preferred stock purchase rights (the "Rights") were distributed as a dividend at the rate of one Right per share of common stock of the Company held by stockholders of record as of the close of business on July 7, 2008. Each Right entitles the stockholder to purchase from the Company a unit consisting of one one-thousandth of a share (a "Unit") of preferred stock at a purchase price of \$25.00 per Unit, subject to adjustment.

The Rights generally will be exercisable only if a person or group acquires beneficial ownership of 15% or more of the Company's common stock (which includes for this purpose shares of common stock referenced in derivative transactions or securities), or commences or publicly announces a tender or exchange offer upon consummation of which they would beneficially own 15% or more of the Company's common stock. Subject to certain conditions, a person or group who beneficially owned 15% or more of the outstanding shares of the Company's common stock prior to the adoption of the Rights Plan did not cause the Rights to become exercisable upon adoption of the Rights Plan. Should the Rights become exercisable, the effect would be to dilute the ownership of the beneficial owner(s) who triggered the Rights, as that beneficial owner or group of owners would not receive the Units.

#### (15) COMMON STOCK REPURCHASES

On July 29, 2013, the Company announced that its Board of Directors had authorized a stock buyback program to repurchase up to \$100 million of the Company's common stock from time to time on the open market or in privately negotiated transactions. The timing and amount of any shares repurchased will be determined by the Company's management based on its evaluation of market conditions and other factors. The Company may elect to implement a 10b5-1 repurchase program, which would permit shares to be repurchased when the Company might otherwise be precluded from doing so under insider trading laws. The buyback program does not have a fixed expiration date but may be suspended or discontinued at any time. The buyback program is being funded using the Company's working capital.

During the year ended December 31, 2013, the Company spent \$59.7 million, including transaction fees, to repurchase and retire 18.5 million shares of its common stock under the buyback program.

#### (16) STOCK-BASED COMPENSATION PLANS

##### 2007 Stock Incentive Plan

The Company's 2007 Stock Incentive Plan (the "2007 Plan") was approved at the Company's Annual Meeting of Stockholders held on November 12, 2007, and became effective on that date. The 2007 Plan provides for the award of options to purchase the Company's common stock ("stock options"), stock appreciation rights ("SARs"), restricted common stock

## SONUS NETWORKS, INC.

### Notes to Consolidated Financial Statements (Continued)

("restricted stock"), performance-based awards, restricted stock units ("RSUs") and other stock-based awards to employees, officers, directors (including those directors who are not employees or officers of the Company), consultants and advisors of the Company and its subsidiaries.

At its June 12, 2013 annual meeting of stockholders, the Company's stockholders approved an amendment to the 2007 Plan (the "Amended 2007 Plan"), which increased the number of shares available for future grant by 21 million shares.

At December 31, 2013, there were 16.4 million shares available for future issuance under the Amended 2007 Plan. Under the fungible share pool formula, the number of total shares available for future awards under the Amended 2007 Plan would be reduced by the fungible share pool multiple of 1.5 for each share of common stock included in an award other than a stock option or SAR award. Accordingly, the total number of shares awarded in the future under the Amended 2007 Plan could be less than the number of shares currently available for issuance.

#### 2008 Stock Incentive Plan

In connection with the acquisition of NET, the Company assumed NET's 2008 Equity Incentive Plan (the "NET 2008 Plan"), which provides for the award of stock options, SARs, restricted stock, performance-based awards and RSUs), and the number of shares available for grant under the 2008 Plan were converted to like Sonus equity awards (the "converted awards") using a conversion factor of 0.75, which was calculated based on the acquisition consideration of \$1.35 per share of NET common stock divided by the average of the closing price of Sonus common stock for the ten consecutive days ending with the third trading day that preceded the closing date. This conversion factor was also used to convert the exercise prices of NET stock options to Sonus stock option exercise prices. The converted awards will vest under the same schedules as the respective NET stock options and NET RSUs.

The fair values of the NET stock options assumed were estimated using a Black-Scholes option pricing model. The Company recorded \$0.9 million as additional purchase consideration for the fair value of the assumed equity awards. The fair value of the assumed awards attributable to future stock-based compensation expense totaled \$0.4 million, which was recorded over a weighted average period of approximately eight months.

In December 2012, the Company's Board of Directors approved the re-naming of the NET 2008 Plan to the 2008 Stock Incentive Plan (the "2008 Plan"). At December 31, 2013, there were 2.1 million shares available for future issuance under the 2008 Plan. Under the fungible pool formula, the number of total shares available for future awards under the 2008 Plan would be reduced by the fungible share pool multiple of 1.25 for each share of common stock included in an award other than a stock option or SAR award. Accordingly, the total number of shares awarded in the future under the 2008 Plan could be less than the number of shares currently available for issuance.

#### Executive and Board of Directors Equity Arrangements

In March 2013, 21 executives of the Company, including Raymond P. Dolan, the Company's President and Chief Executive Officer ("Mr. Dolan"), elected to receive bonuses with respect to 2013 (collectively, the "2013 Bonus"), if any were earned, in the form of shares of the Company's common stock (collectively, the "2013 Bonus Shares"). The 2013 Bonus Shares, if any were granted, would be granted on a date concurrent with the timing of normal 2013 bonus payouts and would be fully vested as of the date of grant, with the number of 2013 Bonus Shares calculated by dividing amounts equal to 1.5 times the respective 2013 Bonus amounts earned, as determined by the Compensation Committee of the Company's Board of Directors (the "Compensation Committee") by the closing price of the Company's common stock on the date of grant. The Company is recording stock-based compensation expense for the 2013 Bonus Shares commensurate with the expected achievement level represented by the Company's accrual for its company-wide cash bonus program, as the performance metrics for each are consistent. On February 11, 2014, the Compensation Committee determined the achievement level for the 2013 Bonus Shares and also that such shares would be granted and vest on effective February 18, 2014. Accordingly, the Company granted approximately 1 million 2013 Bonus Shares on February 18, 2014, based on \$3.30 per share, the closing price of the Company's common stock on the date of grant. Because no shares were granted in connection with the 2013 Bonus in the year ended December 31, 2013, there are no shares related to the 2013 Bonus reported in the restricted stock grant table below.

On February 15, 2013, Mr. Dolan elected to accept restricted shares of the Company's common stock in lieu of his base salary for the period from January 1, 2013 through December 31, 2013. Mr. Dolan had previously not received any salary

## SONUS NETWORKS, INC.

### Notes to Consolidated Financial Statements (Continued)

payments from the Company for this period. On February 15, 2013, the Company granted Mr. Dolan 183,824 shares of restricted common stock (the "2013 Salary Shares") having a total grant date fair value of \$500,000, equal to Mr. Dolan's base salary for the year ending December 31, 2013. The number of shares was calculated by dividing Mr. Dolan's base salary for the year by \$2.72, the closing price of the Company's common stock on the date of grant. The 2013 Salary Shares were fully vested on December 31, 2013. The Company recorded stock-based compensation expense related to the 2013 Salary Shares ratably for the period of January 1, 2013 through December 31, 2013. The 2013 Salary Shares are included in the amounts reported both as "Granted" and "Vested" in the restricted stock grant table below.

On February 14, 2013, the Compensation Committee determined that eight executives of the Company, excluding Mr. Dolan, would receive their bonuses with respect to 2012 in the form of restricted shares of the Company's common stock equal to 100% of their respective target bonus amounts for 2012 (collectively, the "Executive Bonus Shares"). The number of shares granted to each executive was calculated by dividing his/her target bonus amount by the closing price of the Company's common stock on February 15, 2013, the date of grant. The Executive Bonus Shares vested 50% on August 15, 2013 and the remaining 50% vested on February 15, 2014. The Company accrued for the cash payment of bonuses at the expected company-wide cash payout percentage amount at December 31, 2012, which amounts were less than the target bonus amounts for each individual. The Company is recording the unamortized expense related to the Executive Bonus Shares as stock-based compensation expense through February 15, 2014. These shares are reported as "Granted" in the restricted stock grant table below.

On August 7, 2012, Mr. Dolan elected to accept shares of restricted stock (the "2012 Salary Shares") in lieu of base salary for the period from August 10, 2012 through December 31, 2012 and to receive his year 2012 target bonus, if earned, in the form of restricted shares (the "Dolan 2012 Bonus Shares"). The Company granted Mr. Dolan 108,398 2012 Salary Shares, which have a total grant date fair value equal to the balance of Mr. Dolan's base salary for the year ending December 31, 2012, calculated by dividing Mr. Dolan's remaining base salary for the year by \$1.78, the closing price of the Company's common stock on the date of grant. The 2012 Salary Shares vested in full on December 31, 2012. The Company recorded compensation expense related to these awards ratably over the remaining vesting period through December 31, 2012. The 2012 Salary Shares are included in the amount reported both as "Granted" and "Vested" in the Restricted Stock Awards table below. On August 10, 2012, the Company granted Mr. Dolan 421,348 Dolan 2012 Bonus Shares, which equaled Mr. Dolan's potential 2012 bonus at the maximum level of achievement (150% of Mr. Dolan's annual base salary), divided by \$1.78, the closing price of the Company's common stock on the date of grant. During 2012, the Company recorded stock-based compensation expense for the Dolan 2012 Bonus Shares commensurate with the expected achievement level represented by the Company's accrual for its company-wide cash bonus program, as the performance metrics for each were consistent. The Dolan Bonus Shares represented the performance-based stock award shares reported as "Unvested balance at January 1, 2013" in the performance-based stock awards table below. On February 14, 2013, the Compensation Committee determined that Mr. Dolan had earned 280,899 Dolan 2012 Bonus Shares, of which 50% vested on August 15, 2013 and the remaining 50% vested on February 15, 2014. The Company is recording the unamortized expense related to the Dolan 2012 Bonus Shares, including incremental expense arising from the modification of this award, through February 15, 2014. Mr. Dolan forfeited the remaining 140,449 Dolan 2012 Bonus Shares on February 14, 2013, and these shares are reported as "Forfeited" in the performance-based stock awards table below.

Certain members of the Company's Board of Directors elected to receive their annual cash retainer in shares of the Company's common stock in lieu of cash payments. Accordingly, the Company granted approximately 73,000 shares in the aggregate under the Amended 2007 Plan to such members of the Board of Directors, of which approximately 40,000 shares were granted on February 15, 2013 and approximately 33,000 shares were granted on June 17, 2013. All such shares vested immediately on the applicable grant date. The shares are reported as both "Granted" and "Vested" in the restricted stock grants table below.

#### Stock Options

Options are issued to purchase shares of common stock of the Company at prices that are equal to the fair market value of the shares on the date the option is granted. Options generally vest over a period of four years, with 25% of the shares subject to the option vesting on the first anniversary of the grant date and the remaining 75% vesting in equal monthly increments thereafter through the fourth anniversary of the grant date. Options granted under the Amended 2007 Plan generally expire ten years from the date of grant. Options granted under the 2008 Plan generally expire seven years from the date of grant. The grant date fair value of options, adjusted for estimated forfeitures, is recognized as expense on a straight-line basis over the requisite service period, which is generally the vesting period. Forfeitures are estimated based on historical experience.

**SONUS NETWORKS, INC.**

**Notes to Consolidated Financial Statements (Continued)**

The activity related to the Company's outstanding stock options during the year ended December 31, 2013 is as follows:

	Number of Shares	Weighted Average Exercise Price	Weighted Average Remaining Contractual Term (years)	Aggregate Intrinsic Value (in thousands)
Outstanding at January 1, 2013	25,116,398	\$ 3.46		
Granted	13,957,856	\$ 2.92		
Exercised	(1,304,918)	\$ 2.04		
Forfeited	(2,018,807)	\$ 2.67		
Expired	(2,614,417)	\$ 4.92		
Outstanding at December 31, 2013	<u>33,136,112</u>	\$ 3.22	6.81	\$ 12,157
Vested or expected to vest at December 31, 2013	<u>30,348,416</u>	\$ 3.26	6.62	\$ 11,082
Exercisable at December 31, 2013	14,914,561	\$ 3.73	4.47	\$ 4,853

The grant date fair values of options to purchase common stock granted in the years ended December 31, 2013, 2012 and 2011 were estimated using the Black-Scholes valuation model with the following assumptions:

	Year ended December 31,		
	2013	2012	2011
Risk-free interest rate	0.82%-1.71%	0.67%-0.89%	0.95%-2.12%
Expected dividends	—	—	—
Weighted average volatility	63.2%	67.4%	67.6%
Expected life (years)	4.5-6.0	4.5	4.5

The risk-free interest rate used is the average U.S. Treasury Constant Maturities Rate for the expected life of the award. The expected dividend yield of zero is based on the fact that the Company has never paid dividends and has no present intention to pay cash dividends. The expected life for stock options is based on a combination of the Company's historical option patterns and expectations of future employee actions.

The weighted average grant-date fair values of options granted during the year were \$1.48 for the year ended December 31, 2013, \$1.39 for the year ended December 31, 2012 and \$1.37 for the year ended December 31, 2011.

The total intrinsic values of options exercised during the year were \$1.3 million for the year ended December 31, 2013, \$0.2 million for the year ended December 31, 2012 and \$0.9 million for the year ended December 31, 2011.

The Company received cash from option exercises of \$2.7 million in the year ended December 31, 2013, \$0.3 million in the year ended December 31, 2012 and \$0.8 million in the year ended December 31, 2011.

**Restricted Stock Grants - Restricted Stock Awards and Restricted Stock Units**

The Company's outstanding restricted stock grants consist of both restricted stock awards ("RSAs") and RSUs. During the years ended December 31, 2013, 2012 and 2011, the Company had no unvested RSUs other than those converted in connection with the NET acquisition; all of which were fully vested by December 31, 2013. Recipients of RSAs have voting rights and rights to receive dividends, if declared. RSAs generally vest 25% on the first anniversary of the grant date, with the remaining 75% vesting in equal increments semi-annually thereafter. The grant date fair value of restricted stock grants, adjusted for estimated forfeitures, is recognized as expense on a straight-line basis over the requisite service period. The fair value of restricted stock grants is determined based on the market value of the Company's shares on the date of grant.

**SONUS NETWORKS, INC.**

**Notes to Consolidated Financial Statements (Continued)**

The activity related to the Company's unvested restricted stock grants for the year ended December 31, 2013 is as follows:

	Shares	Weighted Average Grant Date Fair Value
Unvested balance at January 1, 2013	617,203	\$ 2.45
Granted	1,584,086	\$ 2.83
Vested	(908,485)	\$ 2.60
Forfeited	(54,039)	\$ 2.66
Unvested balance at December 31, 2013	<u>1,238,765</u>	\$ 2.82

The total fair value of restricted stock grant shares vested was \$2.4 million in the year ended December 31, 2013, \$1.8 million in the year ended December 31, 2012 and \$3.2 million in the year ended December 31, 2011.

**Performance-Based Stock Awards**

Similar to recipients of RSAs, recipients of performance-based stock awards have voting rights and rights to dividends, if declared. The Company begins to record stock-based compensation expense for performance-based stock awards at the time that it becomes probable that the respective performance conditions will be achieved. The Company continues to recognize the grant date fair value of performance-based stock awards through the vest date of the respective awards so long as it remains probable that the related performance conditions will be satisfied.

The activity related to the Company's performance-based stock awards for the year ended December 31, 2013 is as follows:

	Shares	Weighted Average Grant Date Fair Value
Unvested balance at January 1, 2013	421,348	\$ 1.78
Granted	1,984,500	\$ 2.72
Vested	(1,205,858)	\$ 2.61
Forfeited	(140,449)	\$ 1.78
Unvested balance at December 31, 2013	<u>1,059,541</u>	\$ 2.60

On February 14, 2013, the Compensation Committee took certain actions regarding performance-based stock awards that had been awarded in previous years but for which the grant date criteria had not been met as of December 31, 2012. These actions included determining that a certain number of these performance-based shares would vest as of February 15, 2013 (the "Vested Performance Shares") and subjecting the remaining performance-based shares (the "Future Performance Shares") to further performance and service conditions. Accordingly, as of February 15, 2013 the grant date criteria were met for both the Vested Performance Shares and the Future Performance Shares and they are reported as "Granted" in the table above. The performance conditions for the Future Performance Shares related to either a portion of or the full 2013 year and the service conditions were implemented through vesting schedules individually assigned to each Future Performance Share award that provide for service-based vesting through 2015. On July 26, 2013, the Compensation Committee determined that the performance conditions related to the Future Performance Shares had been satisfied based on the Company's performance for the six months ended June 28, 2013 and, accordingly, all of the Future Performance Shares will vest contingent upon continued employment with the Company on the vesting dates. The Company had previously estimated that the conditions related to the Future Performance Shares would be satisfied by June 28, 2013 and had recorded expense in the first and second quarters of 2013 based on that estimate. The Company is recording the unamortized expense related to the Future Performance Shares based on the vesting dates of the respective awards.

**ESPP**

The Amended and Restated 2000 Employee Stock Purchase Plan (the "ESPP") is designed to provide eligible employees of the Company and its participating subsidiaries an opportunity to purchase common stock of the Company through accumulated payroll deductions.



**SONUS NETWORKS, INC.**

**Notes to Consolidated Financial Statements (Continued)**

At December 31, 2013, the ESPP provides for six-month consecutive offering periods, with the purchase price of the stock equal to 85% of the market price on the last day of the offering period. Under the ESPP, because employees are entitled to purchase a variable number of shares for a fixed monetary amount, future awards are classified as share-based liabilities and recorded at fair value. The Company reclassifies these liabilities to Additional paid-in capital at the time of the share purchase, which is the date of the award. At the February 2014 meeting of the Board of Directors, the ESPP was amended, effective March 1, 2014, to provide for six-month consecutive offering periods with the purchase price of the stock equal to 85% of the lesser of the market price on the first or last day of the offering period. The maximum number of shares of common stock an employee may purchase during each offering period is 2,500, subject to certain adjustments pursuant to the ESPP.

On January 1 of each year, the aggregate number of shares of common stock available for purchase under the ESPP increases by the lesser of (i) 2% of the outstanding shares on December 31 of the preceding year or (ii) an amount determined by the Board of Directors of the Company. At December 31, 2013, 25.0 million shares were authorized and 11.6 million shares were available under the ESPP for future issuance.

**Stock-Based Compensation**

The consolidated statements of operations include stock-based compensation for the years ended December 31, 2013, 2012 and 2011 as follows (in thousands):

	Year ended December 31,		
	2013	2012	2011
Product cost of revenue	\$ 181	\$ 162	\$ 398
Service cost of revenue	1,050	813	1,203
Research and development	3,616	2,297	2,045
Sales and marketing	4,780	2,006	1,817
General and administrative	8,246	3,725	2,402
	\$ 17,873	\$ 9,003	\$ 7,865

There is no income tax benefit for employee stock-based compensation expense for the years ended December 31, 2013, 2012 and 2011 due to the valuation allowance recorded.

At December 31, 2013, there was \$22.6 million, net of expected forfeitures, of unrecognized stock-based compensation expense related to unvested stock options, RSAs and performance-based stock awards. This expense is expected to be recognized over a weighted average period of approximately three years.

**Common Stock Reserved**

Common stock reserved for future issuance at December 31, 2013 consists of the following:

Amended 2007 Plan	16,437,253
2008 Plan	2,066,069
ESPP	11,598,424
	30,101,746

The Company's policy is to issue authorized but unissued shares upon the exercise of stock options, grant restricted common stock and performance-based stock awards, and authorize the purchase of shares of the Company's common stock under the ESPP.

**SONUS NETWORKS, INC.**

**Notes to Consolidated Financial Statements (Continued)**

**(17) EMPLOYEE DEFINED CONTRIBUTION PLAN**

Through December 31, 2012, the Company provided a matching contribution of 50% of employee contributions to its 401(k) savings plan, up to a maximum match of \$3,500 per employee per year. The Company elected not to make a matching contribution in 2013 and, accordingly, the Company did not record expense related to its 401(k) savings plan in the year ended December 31, 2013. The Company recorded expense related to its 401(k) savings plan of \$1.7 million in the year ended December 31, 2012 and \$1.4 million in the year ended December 31, 2011.

**(18) INCOME TAXES**

The components of income (loss) from continuing operations before income taxes consist of the following (in thousands):

	Year ended December 31,		
	2013	2012	2011
Loss before income taxes:			
United States	\$ (21,076)	\$ (49,337)	\$ (13,144)
Foreign	409	1,609	1,906
	\$ (20,667)	\$ (47,728)	\$ (11,238)

The provision (benefit) for income taxes from continuing operations consists of the following (in thousands):

	Year ended December 31,		
	2013	2012	2011
Provision (benefit) for income taxes:			
Current:			
Federal	\$ 14	\$ 14	\$ 14
State	150	105	183
Foreign	1,696	1,465	1,212
Total current	1,860	1,584	1,409
Deferred:			
Federal	(1,911)	(12,441)	(140)
State	(103)	(1,680)	696
Foreign	(1,081)	607	56
Change in valuation allowance	2,687	14,371	(556)
Total deferred	(408)	857	56
Total	\$ 1,452	\$ 2,441	\$ 1,465

**SONUS NETWORKS, INC.**

**Notes to Consolidated Financial Statements (Continued)**

A reconciliation of the Company's effective tax rate for continuing operations to the statutory federal rate is as follows:

	Year ended December 31,		
	2013	2012	2011
U.S. statutory income tax rate	(35.0)%	(35.0)%	(35.0)%
State income taxes, net of federal benefit	0.4	(3.6)	6.0
Foreign income taxes	1.3	3.2	5.3
Capital loss expiration	24.0	—	—
Foreign deemed dividends	1.8	2.1	9.3
Stock-based compensation	7.6	3.4	14.9
Tax credits	(6.1)	(0.7)	3.2
Uncertain tax positions	—	—	0.1
Deferred cost of goods sold elimination	—	(1.2)	5.0
Valuation allowance	9.9	35.5	2.0
Goodwill amortization	3.3	0.5	—
Other, net	(0.2)	0.9	2.2
Effective income tax rate	<u>7.0 %</u>	<u>5.1 %</u>	<u>13.0 %</u>

The following is a summary of the significant components of deferred income tax assets and liabilities (in thousands):

	December 31,	
	2013	2012
Assets:		
Net operating loss carryforwards	\$ 64,811	\$ 62,257
Capital loss carryforwards	—	5,455
Research and development tax credits	21,401	19,627
Other tax credits	160	249
Intangible assets	2,530	1,332
Deferred revenue	4,143	3,915
Accrued expenses	10,519	7,871
Inventory	6,498	5,750
Stock-based compensation	9,263	7,881
Other temporary differences	3,642	4,863
	<u>122,967</u>	<u>119,200</u>
Valuation allowance	(119,616)	(116,929)
Total deferred tax assets	<u>3,351</u>	<u>2,271</u>
Liabilities:		
Purchased intangible assets	(922)	(249)
Unrealized gain on available-for-sale securities	(574)	(574)
Total deferred tax liabilities	<u>(1,496)</u>	<u>(823)</u>
Total net deferred tax assets	<u>\$ 1,855</u>	<u>\$ 1,448</u>
Reported as:		
Deferred income taxes - current	\$ 656	\$ 686
Deferred income taxes - noncurrent	1,199	762
	<u>\$ 1,855</u>	<u>\$ 1,448</u>

At December 31, 2013, the Company had cumulative net operating losses ("NOL") of \$200.6 million for federal income tax purposes and \$88.7 million for state income tax purposes. The federal NOL carryforwards expire at various dates from 2020 through 2033. The state NOL expires at various dates from 2014 through 2033. Of the federal NOL, \$127.0 million is attributable to stock option deductions. The Company's federal NOL carryforwards for tax return purposes are \$25.0 million greater than its recognized federal NOL for financial reporting purposes, primarily due to excess tax benefits (stock compensation deductions in excess of book compensation costs) not recognized for financial statement purposes until realized. The tax benefit of this loss would be recognized for financial statement purposes in the period in which the tax benefit reduces

**SONUS NETWORKS, INC.**

**Notes to Consolidated Financial Statements (Continued)**

income taxes payable, which will not be recognized until the Company recognizes a reduction in taxes payable from all other NOL carryforwards. In addition, the Company has \$9.3 million of deferred tax assets as of December 31, 2013 related to compensation expenses recognized for financial reporting purposes that are not deductible for tax purposes until options are exercised or shares vest. As employees will not exercise the underlying options unless the current market price exceeds the option exercise price and the Company's tax deduction for restricted shares is determined as the shares vest, the ultimate realization of the benefit related to stock options is directly associated with the price of the Company's common stock. At December 31, 2013, the Company's stock price of \$3.15 was below the weighted average exercise price of the Company's stock options of \$3.22.

With respect to non-U.S. NOL carryovers, the Company's United Kingdom subsidiary has a current year estimated NOL of approximately \$0.8 million and a carryover of approximately \$3.0 million from its acquisition of NET.

The Company also has available federal and state research and development credit carryforwards of approximately \$27 million that expire at various dates from 2015 through 2033.

During 2013, \$14.1 million of capital loss carryover resulting from the Company's sale of its Zynetix subsidiary on November 26, 2008 expired. The capital loss was only available to offset capital gains. Because it was not more likely than not that the Company would realize a benefit prior to the expiration of the capital loss carryforward, a full valuation allowance had been established against the \$5.5 million tax benefit associated with this capital loss.

During 2013 and 2012, the Company performed an analysis to determine if, based on all available evidence, it considered it more likely than not that some portion or all of the recorded deferred tax assets will not be realized in a future period. As a result of the Company's evaluation, the Company concluded that there was insufficient positive evidence to overcome the more objective negative evidence related to its cumulative losses and other factors. Accordingly, the Company has maintained a valuation allowance against its domestic deferred tax asset amounting to \$119.6 million at December 31, 2013 and \$116.9 million at December 31, 2012.

A reconciliation of the Company's unrecognized tax benefits is as follows (in thousands):

	2013	2012	2011
Unrecognized tax benefits at January 1	\$ 8,847	\$ 10,004	\$ 9,990
Increases related to current year tax positions	14	14	14
Decreases related to prior period tax positions	—	(1,171)	—
Settlements	—	—	—
Unrecognized tax benefits at December 31	<u>\$ 8,861</u>	<u>\$ 8,847</u>	<u>\$ 10,004</u>

The Company recorded liabilities for potential penalties and interest of \$14,000 for the year ended December 31, 2013, \$14,000 for the year ended December 31, 2012 and \$14,000 for the year ended December 31, 2011. The Company does not expect its unrecognized tax benefits to change materially over the next 12 months. Due to the Company's valuation allowance at December 31, 2013, none of the Company's unrecognized tax benefits, if recognized, would affect the effective tax rate.

The Company and its subsidiaries file income tax returns in the U.S. federal jurisdiction, as well as various state and foreign jurisdictions. Generally, the tax years 2008 through 2013 remain open to examination by the major taxing jurisdictions to which the Company is subject. The Company's federal NOLs generated prior to 2003 could be adjusted on examination even though the year in which the loss was generated is otherwise closed by the statute of limitations. The Company's primary state jurisdiction, Massachusetts, has open periods from 2009 through 2013.

The acquisition of NET was accounted for as a nontaxable business combination and the Company carried over the existing tax basis of the acquired assets and liabilities. Deferred taxes were recorded as part of the business combination based on the differences between the tax basis of the acquired assets or liabilities and their reported amounts for financial reporting purposes. The Company concluded that there was insufficient positive evidence to overcome the more objective negative evidence related to cumulative losses and other factors. Accordingly, the Company recorded a valuation allowance against the majority of the acquired deferred tax assets.

With respect to the acquisition of NET, during the second quarter of 2013, the Company made an election under Section 338(g) of the Internal Revenue Code to have the acquisition transaction treated as an asset acquisition (i.e., a taxable transaction). The election is not considered part of the business combination and resulted in a step-up in the acquired assets and

**SONUS NETWORKS, INC.**

**Notes to Consolidated Financial Statements (Continued)**

liabilities to fair market value for tax purposes. During the third quarter of 2013, as a result of the election, the Company reversed all of the deferred taxes related to NET's assets, liabilities and net operating loss carryovers and the related valuation allowance that were recorded in the business combination. The resulting taxable gain from the election was fully offset by NET's operating loss carryovers and no taxes were paid by the Company as a result of the election.

**(19) MAJOR CUSTOMERS**

The following customers each contributed 10% or more of the Company's revenue in at least one of the years ended December 31, 2013, 2012 and 2011:

	Year ended December 31,		
	2013	2012	2011
Bahamas Telecommunications Company Ltd.	*	*	14%
AT&T	15%	20%	12%

\* Represents less than 10% of revenue

At December 31, 2013, one customer accounted for 10% or more of the Company's accounts receivable balance, representing approximately 13% of the Company's accounts receivable balance. At December 31, 2012, one customer accounted for 10% or more of the Company's accounts receivable balance, representing approximately 25% of the Company's accounts receivable balance. The Company performs ongoing credit evaluations of its customers and generally does not require collateral on accounts receivable. The Company maintains an allowance for doubtful accounts and such losses have been within management's expectations.

**(20) GEOGRAPHIC AND OPERATING SEGMENT INFORMATION**

The Company's classification of revenue by geographic area is determined by the location of the Company's customers. The following table summarizes revenue by geographic area as a percentage of total revenue:

	Year ended December 31,		
	2013	2012	2011
United States	69%	68%	60%
Europe, Middle East and Africa	12	13	12
Japan	12	14	11
Other Asia Pacific	5	4	2
Other	2	1	15
	100%	100%	100%

Bahamas Telecommunications Company Ltd. ("Bahamas Telecom") accounted for approximately 14% of the Company's revenue in the year ended December 31, 2011. Bahamas Telecom is located in the Caribbean and is included as a component of "Other" in the table above.

The Company's product revenue is comprised of the following (in thousands):

	Year ended December 31,		
	2013	2012	2011
Trunking and communication applications	\$ 69,841	\$ 85,694	\$ 116,506
SBC	97,431	67,632	37,867
	\$ 167,272	\$ 153,326	\$ 154,373

**SONUS NETWORKS, INC.**

**Notes to Consolidated Financial Statements (Continued)**

The Company's service revenue is comprised of the following (in thousands):

	Year ended December 31,		
	2013	2012	2011
Maintenance	\$ 84,698	\$ 76,423	\$ 76,418
Professional services	24,763	24,385	28,905
	\$ 109,461	\$ 100,808	\$ 105,323

**(21) COMMITMENTS AND CONTINGENCIES**

**Leases**

The Company leases its facilities under operating leases, which expire at various times through 2018. The Company is responsible for certain real estate taxes, utilities and maintenance costs under these leases. The Company's corporate headquarters is located in a leased facility in Westford, Massachusetts, consisting of 97,500 square feet under a lease that expires in August 2018.

Escalation clauses, free rent and other lease concessions are recognized on a straight-line basis over the minimum lease term. Rent expense was \$5.5 million for the year ended December 31, 2013, \$5.0 million for the year ended December 31, 2012 and \$5.3 million for the year ended December 31, 2011.

Future minimum payments under operating lease arrangements as of December 31, 2013 are as follows (in thousands):

Years ending December 31,	
2014	\$ 5,824
2015	4,721
2016	3,316
2017	1,951
2018	1,135
Thereafter	226
	\$ 17,173

**Litigation and Contingencies**

The Company is often a party to disputes and legal proceedings that it considers routine and incidental to its business. In the normal course of business, the Company enters into contractual commitments to purchase services, materials, components, and finished goods from suppliers. Under agreements with certain contract manufacturers, the Company may be liable for purchased raw materials procured for the Company by the contract manufacturer. Management does not expect the results of any of these actions to have a material effect on the Company's business or consolidated financial statements.

**(22) SUBSEQUENT EVENT**

On December 13, 2013, the Company announced that it had entered into a definitive merger agreement to acquire Performance Technologies, Incorporated ("PT") for \$3.75 per share, or approximately \$34 million in cash, net of PT's cash and excluding acquisition-related costs. The Company believes that this acquisition will enable Sonus to expand and diversify its portfolio with an integrated, virtualized Diameter and SIP-based solution and deliver strategic value to service providers seeking to offer new multimedia services through mobile, cloud-based, real-time communications. On February 19, 2014, the Company completed the acquisition of PT.

**SONUS NETWORKS, INC.**

**Notes to Consolidated Financial Statements (Continued)**

**(23) QUARTERLY RESULTS (UNAUDITED)**

The following tables present the Company's quarterly operating results for the years ended December 31, 2013 and 2012. The information for each of these quarters is unaudited and has been prepared on the same basis as the audited consolidated financial statements. In the opinion of management, all necessary adjustments, consisting only of normal recurring adjustments, have been included to present fairly the unaudited consolidated quarterly results when read in conjunction with the Company's audited consolidated financial statements and related notes.

	<b>First Quarter</b>	<b>Second Quarter</b>	<b>Third Quarter</b>	<b>Fourth Quarter</b>
(In thousands, except per share data)				
<b>Fiscal 2013</b>				
Revenue	\$ 63,288	\$ 69,193	\$ 68,099	\$ 76,153
Cost of revenue	25,486	25,185	25,835	27,767
Gross profit	<u>\$ 37,802</u>	<u>\$ 44,008</u>	<u>\$ 42,264</u>	<u>\$ 48,386</u>
Loss from operations	\$ (13,472)	\$ (4,633)	\$ (2,911)	\$ (59)
Net income (loss)	\$ (13,748)	\$ (4,870)	\$ (3,773)	\$ 272
Earnings (loss) per share (1):				
Basic	\$ (0.05)	\$ (0.02)	\$ (0.01)	\$ —
Diluted	\$ (0.05)	\$ (0.02)	\$ (0.01)	\$ —
Shares used in computing earnings (loss) per share:				
Basic	281,542	282,389	279,209	270,936
Diluted	281,542	282,389	279,209	273,490

	<b>First Quarter</b>	<b>Second Quarter (2)</b>	<b>Third Quarter (2)</b>	<b>Fourth Quarter</b>
(In thousands, except per share data)				
<b>Fiscal 2012</b>				
Revenue	\$ 64,339	\$ 57,610	\$ 57,049	\$ 75,136
Cost of revenue	22,585	24,815	24,607	39,533
Gross profit	<u>\$ 41,754</u>	<u>\$ 32,795</u>	<u>\$ 32,442</u>	<u>\$ 35,603</u>
Loss from operations	\$ (6,197)	\$ (11,792)	\$ (14,804)	\$ (15,749)
Net loss	\$ (6,438)	\$ (11,725)	\$ (15,619)	\$ (16,387)
Loss per share (1):				
Basic	\$ (0.02)	\$ (0.04)	\$ (0.06)	\$ (0.06)
Diluted	\$ (0.02)	\$ (0.04)	\$ (0.06)	\$ (0.06)
Shares used in computing loss per share:				
Basic	279,487	279,926	280,145	280,773
Diluted	279,487	279,926	280,145	280,773

(1) Earnings (loss) per share is calculated independently for each of the quarters presented; accordingly, the sum of the quarterly earnings (loss) per share amounts may not equal the total calculated for the year.

(2) Includes the results of NET for the period subsequent to August 24, 2012.

## **Item 9. Changes in and Disagreements With Accountants on Accounting and Financial Disclosure**

None.

### **Item 9A. Controls and Procedures**

#### **Disclosure Controls and Procedures**

Our management, with the participation of our principal executive officer and principal financial officer, evaluated the effectiveness of our disclosure controls and procedures (as defined in Rules 13a-15(e) and 15d-15(e) under the Securities Exchange Act of 1934, as amended (the "Exchange Act")) as of the end of the period covered by this Annual Report on Form 10-K. Based on this evaluation, our principal executive officer and principal financial officer concluded that our disclosure controls and procedures were effective as of December 31, 2013.

#### **Management's Annual Report on Internal Control over Financial Reporting**

Our management, with the participation of our principal executive officer and principal financial officer, is responsible for establishing and maintaining adequate internal control over financial reporting as defined in Rules 13a-15(f) and 15d-15(f) under the Exchange Act. Our internal control system is designed to provide reasonable assurance to our management and Board of Directors regarding the preparation and fair presentation of published financial statements.

Our management assessed the effectiveness of our internal control over financial reporting as of December 31, 2013. In making its assessment of internal control over financial reporting, our management used the criteria set forth by the Committee of Sponsoring Organizations of the Treadway Commission in *Internal Control—Integrated Framework* (1992). Based on this assessment, management concluded that, as of December 31, 2013, our internal control over financial reporting is effective.

Deloitte & Touche LLP, an independent registered public accounting firm that audited our financial statements included in this Annual Report on Form 10-K, has issued an attestation report on management's internal control over financial reporting, which is included in this Item 9A under the caption "Report of Independent Registered Public Accounting Firm."

#### **Changes in Internal Control over Financial Reporting**

There have been no changes in our internal control over financial reporting during the fiscal quarter ended December 31, 2013 that have materially affected, or are reasonably likely to materially affect, our internal control over financial reporting.



## REPORT OF INDEPENDENT REGISTERED PUBLIC ACCOUNTING FIRM

To the Board of Directors and Stockholders of  
Sonus Networks, Inc.  
Westford, Massachusetts

We have audited the internal control over financial reporting of Sonus Networks, Inc. and subsidiaries (the "Company") as of December 31, 2013, based on criteria established in *Internal Control - Integrated Framework (1992)* issued by the Committee of Sponsoring Organizations of the Treadway Commission. The Company's management is responsible for maintaining effective internal control over financial reporting and for its assessment of the effectiveness of internal control over financial reporting, included in the accompanying Management's Annual Report on Internal Control over Financial Reporting. Our responsibility is to express an opinion on the Company's internal control over financial reporting based on our audit.

We conducted our audit in accordance with the standards of the Public Company Accounting Oversight Board (United States). Those standards require that we plan and perform the audit to obtain reasonable assurance about whether effective internal control over financial reporting was maintained in all material respects. Our audit included obtaining an understanding of internal control over financial reporting, assessing the risk that a material weakness exists, testing and evaluating the design and operating effectiveness of internal control based on the assessed risk, and performing such other procedures as we considered necessary in the circumstances. We believe that our audit provides a reasonable basis for our opinion.

A company's internal control over financial reporting is a process designed by, or under the supervision of, the company's principal executive and principal financial officers, or persons performing similar functions, and effected by the company's board of directors, management, and other personnel to provide reasonable assurance regarding the reliability of financial reporting and the preparation of financial statements for external purposes in accordance with generally accepted accounting principles. A company's internal control over financial reporting includes those policies and procedures that (1) pertain to the maintenance of records that, in reasonable detail, accurately and fairly reflect the transactions and dispositions of the assets of the company; (2) provide reasonable assurance that transactions are recorded as necessary to permit preparation of financial statements in accordance with generally accepted accounting principles, and that receipts and expenditures of the company are being made only in accordance with authorizations of management and directors of the company; and (3) provide reasonable assurance regarding prevention or timely detection of unauthorized acquisition, use, or disposition of the company's assets that could have a material effect on the financial statements.

Because of the inherent limitations of internal control over financial reporting, including the possibility of collusion or improper management override of controls, material misstatements due to error or fraud may not be prevented or detected on a timely basis. Also, projections of any evaluation of the effectiveness of the internal control over financial reporting to future periods are subject to the risk that the controls may become inadequate because of changes in conditions, or that the degree of compliance with the policies or procedures may deteriorate.

In our opinion, the Company maintained, in all material respects, effective internal control over financial reporting as of December 31, 2013, based on the criteria established in *Internal Control - Integrated Framework (1992)* issued by the Committee of Sponsoring Organizations of the Treadway Commission.

We have also audited, in accordance with the standards of the Public Company Accounting Oversight Board (United States), the consolidated financial statements as of and for the year ended December 31, 2013 of the Company and our report dated February 27, 2014 expressed an unqualified opinion on those financial statements.

/s/ Deloitte & Touche LLP

Boston, Massachusetts  
February 27, 2014

**Item 9B. Other Information**

Not applicable.

**PART III****Item 10. Directors, Executive Officers and Corporate Governance**

The information required by this Item 10 is included under the captions "Executive Officers of the Registrant," "Election of Directors," "Section 16(a) Beneficial Ownership Reporting Compliance," "Code of Ethics" and "Board Meetings and Committees" in our definitive Proxy Statement with respect to our 2014 Annual Meeting of Stockholders to be filed with the SEC no later than 120 days after the end of the fiscal year ended December 31, 2013 and is incorporated herein by reference.

**Item 11. Executive Compensation**

The information required by this Item 11 is included under the captions "Director Compensation," "Summary of Executive Compensation," "Plan-Based Awards," "Option Holdings," "Severance and Change-in-Control Arrangements," "Compensation Committee Report" and "Compensation Committee Interlocks and Insider Participation" in our definitive Proxy Statement with respect to our 2014 Annual Meeting of Stockholders to be filed with the SEC not later than 120 days after the end of the fiscal year ended December 31, 2013 and is incorporated herein by reference.

**Item 12. Security Ownership of Certain Beneficial Owners and Management and Related Stockholder Matters**

The information required by this Item 12 is included under the captions "Beneficial Ownership of Securities" and "Equity Compensation Plan Information" in our definitive Proxy Statement with respect to our 2014 Annual Meeting of Stockholders to be filed with the SEC not later than 120 days after the end of the fiscal year ended December 31, 2013 and is incorporated herein by reference.

**Item 13. Certain Relationships and Related Transactions, and Director Independence**

The information required by this Item 13 is included, as applicable, under the captions "Severance and Change-in-Control Agreements," "Indemnification Agreements," "Director Independence" and "Transactions with Related Persons" in our definitive Proxy Statement with respect to our 2014 Annual Meeting of Stockholders to be filed with the SEC not later than 120 days after the end of the fiscal year ended December 31, 2013 and is incorporated herein by reference.

**Item 14. Principal Accounting Fees and Services**

The information required by this Item 14 is included under the captions "Fees for Independent Registered Public Accounting Firm during the years ended December 31, 2013 and 2012" and "Policy on Audit Committee Pre-approval of Audit and Non-audit Services" in our definitive Proxy Statement with respect to our 2014 Annual Meeting of Stockholders to be filed with the SEC not later than 120 days after the end of the fiscal year ended December 31, 2013 and is incorporated herein by reference.

## **PART IV**

### **Item 15. Exhibits and Financial Statement Schedules**

#### **1) Financial Statements**

The consolidated financial statements of the Company are listed in the index under Part II, Item 8, of this Annual Report on Form 10-K.

#### **2) Financial Statement Schedules**

None. All schedules are omitted because they are not applicable, not required under the instructions or the information is contained in the consolidated financial statements, or notes thereto, included herein.

#### **3) List of Exhibits**

The Exhibits filed as part of this Annual Report on Form 10-K are listed in the Exhibit Index immediately preceding such Exhibits, which Exhibit Index is incorporated herein by reference.

## SIGNATURES

Pursuant to the requirements of Section 13 or 15(d) of the Securities Exchange Act of 1934, the registrant has duly caused this report to be signed on its behalf by the undersigned, thereunto duly authorized.

SONUS NETWORKS, INC.

By: /s/ Raymond P. Dolan

February 27, 2014

Raymond P. Dolan  
*President, Chief Executive Officer and Director*

Pursuant to the requirements of the Securities Exchange Act of 1934, this report has been signed below by the following persons on behalf of the registrant and in the capacities and on the dates indicated:

<u>Signature</u>	<u>Title</u>	<u>Date</u>
<u>/s/ Raymond P. Dolan</u> Raymond P. Dolan	President, Chief Executive Officer and Director (Principal Executive Officer)	February 27, 2014
<u>/s/ Mark T. Greenquist</u> Mark T. Greenquist	Chief Financial Officer (Principal Financial Officer and Principal Accounting Officer)	February 27, 2014
<u>/s/ Howard E. Janzen</u> Howard E. Janzen	Chairman	February 27, 2014
<u>/s/ James K. Brewington</u> James K. Brewington	Director	February 27, 2014
<u>/s/ Matthew W. Bross</u> Matthew W. Bross	Director	February 27, 2014
<u>/s/ John P. Cunningham</u> John P. Cunningham	Director	February 27, 2014
<u>/s/ Beatriz V. Infante</u> Beatriz V. Infante	Director	February 27, 2014
<u>/s/ Richard J. Lynch</u> Richard J. Lynch	Director	February 27, 2014
<u>/s/ Pamela D.A. Reeve</u> Pamela D. A. Reeve	Director	February 27, 2014
<u>/s/ John A. Schofield</u> John A. Schofield	Director	February 27, 2014
<u>/s/ Scott E. Schubert</u> Scott E. Schubert	Director	February 27, 2014
<u>/s/ H. Brian Thompson</u> H. Brian Thompson	Director	February 27, 2014

## EXHIBIT INDEX

Exhibit No.	Description
2.1**	Agreement and Plan of Merger, dated as of June 18, 2012, by and among Sonus Networks, Inc., Navy Acquisition Subsidiary, Inc. and Network Equipment Technologies, Inc. (incorporated by reference to Exhibit 2.1 to the registrant's Current Report on Form 8-K, filed June 19, 2012 with the SEC).
2.2**	Agreement and Plan of Merger, dated as of December 12, 2013, by and among Sonus Networks, Inc., Performance Technologies, Incorporated and Purple Acquisition Subsidiary, Inc. (incorporated by reference to Exhibit 2.1 to the registrant's Current Report on Form 8-K, filed December 13, 2013 with the SEC).
3.1	Fourth Amended and Restated Certificate of Incorporation of Sonus Networks, Inc., as amended (incorporated by reference to Exhibit 3.3 to the registrant's Current Report on Form 8-K, filed June 22, 2009 with the SEC).
3.2	Certificate of Designation specifying the terms of the Series A Junior Participating Preferred Stock, par value \$0.01 per share (incorporated by reference to Exhibit 3.1 to the registrant's Current Report on Form 8-K, filed June 27, 2008 with the SEC).
3.3	Amended and Restated By Laws of Sonus Networks, Inc. (incorporated by reference to Exhibit 3.1 to the registrant's Current Report on Form 8-K, filed June 22, 2009 with the SEC).
4.1	Form of Stock Certificate representing shares of Sonus Networks, Inc. Common Stock (incorporated by reference to Exhibit 4.1 to Amendment No. 2 of the registrant's Registration Statement on Form S-1, filed May 19, 2000 with the SEC).
4.2	Rights Agreement, dated June 26, 2008, between Sonus Networks, Inc. and American Stock Transfer & Trust Company, LLC, which includes as Exhibit A thereto a form of Certificate of Designation for the Series A Junior Participating Preferred Stock, as Exhibit B thereto the Form of Rights Certificate and as Exhibit C thereto a Summary of Rights to Purchase Shares of Preferred Stock (incorporated by reference to Exhibit 4.1 to the registrant's Current Report on Form 8-K, filed June 27, 2008 with the SEC).
4.3	Amendment No. 1, dated as of June 10, 2011 to Rights Agreement, dated as of June 26, 2008, between Sonus Networks, Inc. and American Stock Transfer & Trust Company, LLC (incorporated by reference to Exhibit 4.2 to the registrant's Current Report on Form 8-K, filed June 13, 2011 with the SEC).
4.4	Amendment No. 2 dated as of June 21, 2013 to Rights Agreement first dated as of June 26, 2008 and as amended on June 2011, between Sonus Networks, Inc. and American Stock Transfer & Trust Company, LLC (incorporated by reference to Exhibit 4.3 to the registrant's Current Report on Form 8-K, filed June 24, 2013 with the SEC).
10.1	Registration Rights Agreement, dated as of November 2, 2000, by and among Sonus Networks, Inc. and the Stockholder parties thereto (incorporated by reference to Exhibit 10.1 to the registrant's Registration Statement on Form S-4, filed December 22, 2000 with the SEC).
10.2 +	Amended and Restated 1997 Stock Incentive Plan (incorporated by reference to Exhibit 10.2 to the registrant's Registration Statement on Form S-1, filed March 10, 2000 with the SEC).
10.3 +	Form of Notice of Grant of Stock Options and Stock Option Agreement under the 1997 Stock Incentive Plan-Additional Terms and Conditions (incorporated by reference to Exhibit 10.1 to the registrant's Quarterly Report on Form 10-Q, filed August 20, 2004 with the SEC).
10.4 +	Form of Indemnity Agreement for Officers and Directors (incorporated by reference to Exhibit 10.2 to the registrant's Quarterly Report on Form 10-Q, filed August 20, 2004 with the SEC).
10.5 +	Form of Resale Restriction Agreement (incorporated by reference to Exhibit 10.1 to the registrant's Current Report on Form 8-K, filed December 28, 2005 with the SEC).
10.6 +	Form of Consent to Stock Option Amendment (incorporated by reference to Exhibit 10.1 to the registrant's Current Report on Form 8-K, filed December 29, 2006 with the SEC).
10.7 * +	Amended and Restated 2000 Employee Stock Purchase Plan, as amended.
10.8 +	Employment Agreement between Sonus Networks, Inc. and Richard N. Nottenburg accepted on May 16, 2008 (incorporated by reference to Exhibit 10.1 to the registrant's Current Report on Form 8-K, filed May 20, 2008 with the SEC).
10.9 +	Executive Severance and Arbitration Agreement between Sonus Networks, Inc. and Matthew Dillon accepted on October 7, 2008 (incorporated by reference to Exhibit 10.2 to the registrant's Current Report on Form 8-K, filed October 8, 2008 with the SEC).
10.10	Letter Agreement dated January 9, 2009 by and among Sonus Networks, Inc. and Legatum Capital Limited and certain of its affiliates (incorporated by reference to Exhibit 10.1 to the registrant's Current Report on Form 8-K, filed January 12, 2009 with the SEC).
10.11 +	Sonus Networks, Inc. 2007 Stock Incentive Plan, as amended (incorporated by reference to Exhibit 10.1 to the registrant's Current Report on Form 8-K, filed June 18, 2013 with the SEC).

- 10.12 + Senior Management Cash Incentive Plan, as amended on March 28, 2013 (incorporated by reference to Exhibit 10.1 to the registrant's Current Report on Form 8-K, filed April 1, 2013 with the SEC).
- 10.13 + Executive Severance and Arbitration Agreement between Sonus Networks, Inc. and Wayne Pastore accepted on October 2, 2008 (incorporated by reference to Exhibit 10.21 to the registrant's Annual Report on Form 10-K, filed February 25, 2010 with the SEC).
- 10.14 + Amendment to Employment Letter between Sonus Networks, Inc. and Wayne Pastore accepted on February 19, 2010 (incorporated by reference to Exhibit 10.1 to the registrant's Annual Report on Form 10-K, filed February 25, 2010 with the SEC).
- 10.15 + Amendment to Employment Letter between Sonus Networks, Inc. and Wayne Pastore accepted on April 29, 2010 (incorporated by reference to Exhibit 10.1 to the registrant's Current Report on Form 8-K, filed May 3, 2010 with the SEC).
- 10.16 + Retention Letter between Sonus Networks, Inc. and Richard N. Nottenburg accepted on May 18, 2010 (incorporated by reference to Exhibit 10.1 to the registrant's Current Report on Form 8-K, filed May 20, 2010 with the SEC).
- 10.17 + Employment Agreement between Sonus Networks, Inc. and Raymond P. Dolan accepted on October 8, 2010 (incorporated by reference to Exhibit 10.1 to the registrant's Current Report on Form 8-K, filed October 12, 2010 with the SEC).
- 10.18 Lease, dated August 11, 2010, between Michelson Farm-Westford Technology Park IV Limited Partnership and Sonus Networks, Inc. with respect to the property located at 4 Technology Park Drive, Westford, Massachusetts (incorporated by reference to Exhibit 10.2 to the registrant's Quarterly Report on Form 10-Q, filed November 2, 2010 with the SEC).
- 10.19 First Amendment to Lease, dated October 27, 2010, between Michelson Farm-Westford Technology Park IV Limited Partnership and Sonus Networks, Inc. with respect to the property located at 4 Technology Park Drive, Westford, Massachusetts (incorporated by reference to Exhibit 10.2 to the registrant's Quarterly Report on Form 10-Q, filed November 2, 2010 with the SEC).
- 10.20 + Employment Agreement between Sonus Networks, Inc. and Wayne Pastore accepted on December 28, 2007 (incorporated by reference to Exhibit 10.29 to the registrant's Annual Report on Form 10-K filed March 10, 2011 with the SEC).
- 10.21 + Amendment to Employment Agreement between Sonus Networks, Inc. and Raymond P. Dolan, accepted on February 14, 2011 (incorporated by reference to Exhibit 10.2 to the registrant's Current Report on Form 8-K, filed February 16, 2011 with the SEC).
- 10.22 + Employment Agreement between Sonus Networks, Inc. and Maurice Castonguay, accepted on August 24, 2011 (incorporated by reference to Exhibit 10.1 to the registrant's Current Report on Form 8-K, filed August 25, 2011 with the SEC).
- 10.23 + Amendment to Employment Agreement between Sonus Networks, Inc. and Maurice Castonguay, dated October 25, 2011 (incorporated by reference to Exhibit 10.1 to the registrant's Current Report on Form 8-K/A, filed October 25, 2011 with the SEC).
- 10.24 + Form of Nonstatutory Stock Option Award Agreement Granted under the 2007 Stock Incentive Plan, as amended (incorporated by reference to Exhibit 10.30 to the registrant's Annual Report on Form 10-K, filed February 24, 2012 with the SEC).
- 10.25 + Form of Restricted Stock Award Agreement Granted under the 2007 Stock Incentive Plan, as amended (incorporated by reference to Exhibit 10.31 to the registrant's Annual Report on Form 10-K, filed February 24, 2012 with the SEC).
- 10.26 + Employment Agreement between Sonus Networks, Inc. and Todd Abbott accepted on May 3, 2011 (incorporated by reference to Exhibit 10.1 to the registrant's Quarterly Report on Form 10-Q, filed April 30, 2012 with the SEC).
- 10.27 + Amendment to Employment Agreement between Sonus Networks, Inc. and Raymond P. Dolan, accepted August 7, 2012 (incorporated by reference to the registrant's Current Report on Form 8-K, filed August 8, 2012 with the SEC).
- 10.28 + 2008 Stock Incentive Plan (incorporated by reference to Exhibit 99.1 to the registrant's Registration Statement on Form S-8, filed August 27, 2012 with the SEC).
- 10.29 + Form of Nonstatutory Stock Option Award Agreement Granted under the 2008 Stock Incentive Plan (incorporated by reference to Exhibit 10.29 to the registrant's Annual Report on Form 10-K, filed March 6, 2013 with the SEC).
- 10.30 + Form of Restricted Stock Award Agreement Granted under the 2008 Stock Incentive Plan (incorporated by reference to Exhibit 10.30 to the registrant's Annual Report on Form 10-K, filed March 6, 2013 with the SEC).
- 10.31 + Amendment to Employment Agreement between Sonus Networks, Inc. and Raymond P. Dolan, accepted on February 15, 2013 (incorporated by reference to Exhibit 10.1 to the registrant's Current Report on Form 8-K, filed February 19, 2013 with the SEC).

10.32	+	Amendment to Employment Agreement between Sonus Networks, Inc. and Maurice Castonguay, accepted on February 15, 2013 (incorporated by reference to Exhibit 10.1 to the registrant's Current Report on Form 8-K, filed February 19, 2013 with the SEC).
10.33	+	Amendment to Employment Agreement between Sonus Networks, Inc. and Todd Abbott, accepted on February 15, 2013 (incorporated by reference to Exhibit 10.1 to the registrant's Current Report on Form 8-K, filed February 19, 2013 with the SEC).
10.34	+	Amendment to Employment Agreement between Sonus Networks, Inc. and Matthew Dillon, accepted on February 15, 2013 (incorporated by reference to Exhibit 10.1 to the registrant's Current Report on Form 8-K, filed February 19, 2013 with the SEC).
10.35	+	Amendment to Employment Agreement between Sonus Networks, Inc. and Raymond P. Dolan, accepted March 28, 2013 (incorporated by reference to Exhibit 10.2 to the registrant's Current Report on Form 8-K, filed April 1, 2013 with the SEC).
10.36	+	Amendment to Employment Agreement between Sonus Networks, Inc. and Todd Abbott, accepted March 28, 2013 (incorporated by reference to Exhibit 10.4 to the registrant's Current Report on Form 8-K, filed April 1, 2013 with the SEC).
10.37		Stockholder Voting Agreement dated as of December 12, 2013, by and between Sonus Networks, Inc. and John M. Slusser (incorporated by reference to Exhibit 10.1 to the registrant's Current Report on Form 8-K, filed December 13, 2013 with the SEC).
10.38	+	Amendment to Employment Agreement between Sonus Networks, Inc. and Raymond P. Dolan, accepted January 2, 2014 (incorporated by reference to Exhibit 10.1 to the registrant's Current Report on Form 8-K, filed January 6, 2014 with the SEC).
10.39	+	Form of Letter Agreement between Sonus Networks, Inc. and each of Raymond P. Dolan, Mark Greenquist, Todd Abbott and Anthony Scarfo (incorporated by reference to Exhibit 10.2 to the registrant's Current Report on Form 8-K, filed January 6, 2014 with the SEC).
10.40	+	Employment Agreement between Sonus Networks, Inc. and Mark T. Greenquist, accepted on October 24, 2013 (incorporated by reference to Exhibit 10.1 to the registrant's Current Report on Form 8-K, filed October 29, 2013 with the SEC).
14.1		Code of Conduct (incorporated by reference to Exhibit 14.1 to the registrant's Current Report on Form 8-K, filed June 7, 2011 with the SEC).
21.1	*	Subsidiaries of the Registrant.
23.1	*	Consent of Independent Registered Public Accounting Firm, Deloitte & Touche LLP
31.1	*	Certificate of Sonus Networks, Inc. Chief Executive Officer Pursuant to Section 302 of the Sarbanes-Oxley Act of 2002.
31.2	*	Certificate of Sonus Networks, Inc. Chief Financial Officer Pursuant to Section 302 of the Sarbanes-Oxley Act of 2002.
32.1	*	Certificate of Sonus Networks, Inc. Chief Executive Officer Pursuant to Section 906 of the Sarbanes-Oxley Act of 2002.
32.2	*	Certificate of Sonus Networks, Inc. Chief Financial Officer Pursuant to Section 906 of the Sarbanes-Oxley Act of 2002.
101.INS		XBRL Instance Document
101.SCH		XBRL Taxonomy Extension Schema
101.CAL		XBRL Taxonomy Extension Calculation Linkbase
101.DEF		XBRL Taxonomy Extension Definition Linkbase
101.LAB		XBRL Taxonomy Extension Label Linkbase
101.PRE		XBRL Taxonomy Extension Presentation Linkbase

---

\* Filed herewith.

+ Management contract or compensatory plan or arrangement filed in response to Item 15(a)(3) of the Instructions to the Annual Report on Form 10-K.

\*\* Schedules and exhibits have been omitted pursuant to Item 601(b)(2) of Regulation S-K. The Registrant hereby undertakes to furnish copies of any of the omitted schedules and exhibits upon request by the U.S. Securities and Exchange Commission.

SONUS NETWORKS, INC.  
SUBSIDIARIES OF THE REGISTRANT

<u>Name</u>	<u>Jurisdiction of Incorporation</u>
Sonus International, Inc.	Delaware
Network Equipment Technologies, Inc.	Delaware
N.E.T. APLA, Inc.	Delaware
Quintum Technologies, LLC	Delaware
Sonus Federal, Inc.	Delaware
Sonus Securities Corp.	Massachusetts
Sonus Networks Australia Pty Ltd.	Australia
Sonus Networks Brasil - Redes Tecnológicas Ltda.	Brazil
Quintum International Holdings (BVI) Limited	British Virgin Islands
Sonus Networks Corp.	Canada
Sonus Networks s.r.o.	Czech Republic
Sonus Networks EURL	France
N.E.T. Europe SAS	France
Sonus Networks GmbH	Germany
Sonus Networks (HK) Limited	Hong Kong
Quintum Technologies (Hong Kong) Ltd.	Hong Kong
Sonus Networks India Private Limited	India
Sonus Networks Trading Private Limited	India
Nihon Sonus Networks K.K.	Japan
N.E.T. Japan, Inc.	Japan
Sonus Networks Malaysia Sdn. Bhd.	Malaysia
Westford Networks Mexico, S. de R.L. de C.V.	Mexico
Sonus Networks (Shanghai) Limited	Shanghai, PRC
Sonus Networks Pte. Ltd.	Singapore
N.E.T. Southeast Asia Pte. Ltd.	Singapore
Sonus Networks España, S.R.L.	Spain
Sonus Networks AB	Sweden
Sonus Networks Switzerland GmbH	Switzerland
Sonus Networks Ltd.	United Kingdom
N.E.T. Europe Ltd.	United Kingdom



**CONSENT OF INDEPENDENT REGISTERED PUBLIC ACCOUNTING FIRM**

We consent to the incorporation by reference in Registration Statement Nos. 333-61940 and 333-66982 on Form S-3 and Registration Statement Nos. 333-43334, 333-53970, 333-54932, 333-105215, 333-124777, 333-150022, 333-163684, 333-170285, 333-183562 and 333-190318 on Form S-8 of our reports dated February 27, 2014, relating to the financial statements of Sonus Networks, Inc., and the effectiveness of Sonus Networks, Inc.'s internal control over financial reporting, appearing in this Annual Report on Form 10-K of Sonus Networks, Inc. for the year ended December 31, 2013.

/s/ Deloitte & Touche LLP

Boston, Massachusetts  
February 27, 2014

**CERTIFICATION PURSUANT TO  
SECTION 302 OF THE SARBANES-OXLEY ACT OF 2002**

I, Raymond P. Dolan, certify that:

1. I have reviewed this Annual Report on Form 10-K of Sonus Networks, Inc.;
2. Based on my knowledge, this report does not contain any untrue statement of a material fact or omit to state a material fact necessary to make the statements made, in light of the circumstances under which such statements were made, not misleading with respect to the period covered by this report;
3. Based on my knowledge, the financial statements, and other financial information included in this report, fairly present in all material respects the financial condition, results of operations and cash flows of the registrant as of, and for, the periods presented in this report;
4. The registrant's other certifying officer and I are responsible for establishing and maintaining disclosure controls and procedures (as defined in Exchange Act Rules 13a-15(e) and 15d-15(e)) and internal control over financial reporting (as defined in Exchange Act Rules 13a-15(f) and 15d-15(f)) for the registrant and have:
  - (a) Designed such disclosure controls and procedures, or caused such disclosure controls and procedures to be designed under our supervision, to ensure that material information relating to the registrant, including its consolidated subsidiaries, is made known to us by others within those entities, particularly during the period in which this report is being prepared;
  - (b) Designed such internal control over financial reporting or caused such internal control over financial reporting to be designed under our supervision, to provide reasonable assurance regarding the reliability of financial reporting and the preparation of financial statements for external purposes in accordance with generally accepted accounting principles;
  - (c) Evaluated the effectiveness of the registrant's disclosure controls and procedures and presented in this report our conclusions about the effectiveness of the disclosure controls and procedures, as of the end of the period covered by this report based on such evaluation; and
  - (d) Disclosed in this report any change in the registrant's internal control over financial reporting that occurred during the registrant's most recent fiscal quarter (the registrant's fourth fiscal quarter in the case of an annual report) that has materially affected, or is reasonably likely to materially affect, the registrant's internal control over financial reporting; and
5. The registrant's other certifying officer and I have disclosed, based on our most recent evaluation of internal control over financial reporting, to the registrant's auditors and the audit committee of the registrant's board of directors (or persons performing equivalent functions):
  - (a) All significant deficiencies and material weaknesses in the design or operation of internal control over financial reporting which are reasonably likely to adversely affect the registrant's ability to record, process, summarize and report financial information; and
  - (b) Any fraud, whether or not material, that involves management or other employees who have a significant role in the registrant's internal control over financial reporting.

Date: February 27, 2014

/s/ RAYMOND P. DOLAN

---

Raymond P. Dolan  
*President and Chief Executive Officer*  
*(Principal Executive Officer)*

**CERTIFICATION PURSUANT TO  
SECTION 302 OF THE SARBANES-OXLEY ACT OF 2002**

I, Mark T. Greenquist, certify that:

1. I have reviewed this Annual Report on Form 10-K of Sonus Networks, Inc.;
2. Based on my knowledge, this report does not contain any untrue statement of a material fact or omit to state a material fact necessary to make the statements made, in light of the circumstances under which such statements were made, not misleading with respect to the period covered by this report;
3. Based on my knowledge, the financial statements, and other financial information included in this report, fairly present in all material respects the financial condition, results of operations and cash flows of the registrant as of, and for, the periods presented in this report;
4. The registrant's other certifying officer and I are responsible for establishing and maintaining disclosure controls and procedures (as defined in Exchange Act Rules 13a-15(e) and 15d-15(e)) and internal control over financial reporting (as defined in Exchange Act Rules 13a-15(f) and 15d-15(f)) for the registrant and have:
  - (a) Designed such disclosure controls and procedures, or caused such disclosure controls and procedures to be designed under our supervision, to ensure that material information relating to the registrant, including its consolidated subsidiaries, is made known to us by others within those entities, particularly during the period in which this report is being prepared;
  - (b) Designed such internal control over financial reporting or caused such internal control over financial reporting to be designed under our supervision, to provide reasonable assurance regarding the reliability of financial reporting and the preparation of financial statements for external purposes in accordance with generally accepted accounting principles;
  - (c) Evaluated the effectiveness of the registrant's disclosure controls and procedures and presented in this report our conclusions about the effectiveness of the disclosure controls and procedures, as of the end of the period covered by this report based on such evaluation; and
  - (d) Disclosed in this report any change in the registrant's internal control over financial reporting that occurred during the registrant's most recent fiscal quarter (the registrant's fourth fiscal quarter in the case of an annual report) that has materially affected, or is reasonably likely to materially affect, the registrant's internal control over financial reporting; and
5. The registrant's other certifying officer and I have disclosed, based on our most recent evaluation of internal control over financial reporting, to the registrant's auditors and the audit committee of the registrant's board of directors (or persons performing equivalent functions):
  - (a) All significant deficiencies and material weaknesses in the design or operation of internal control over financial reporting which are reasonably likely to adversely affect the registrant's ability to record, process, summarize and report financial information; and
  - (b) Any fraud, whether or not material, that involves management or other employees who have a significant role in the registrant's internal control over financial reporting.

Date: February 27, 2014

/s/ MARK T. GREENQUIST

---

Mark T. Greenquist  
*Chief Financial Officer (Principal Financial Officer)*

**CERTIFICATION PURSUANT TO 18 U.S.C. SECTION 1350,  
AS ADOPTED PURSUANT TO  
SECTION 906 OF THE SARBANES-OXLEY ACT OF 2002**

In connection with the Annual Report on Form 10-K of Sonus Networks, Inc. (the "Company") for the period ended December 31, 2013 as filed with the Securities and Exchange Commission on the date hereof (the "Report"), the undersigned, Raymond P. Dolan, President and Chief Executive Officer of the Company, hereby certifies, pursuant to 18 U.S.C. Section 1350, as adopted pursuant to Section 906 of the Sarbanes-Oxley Act of 2002, that to his knowledge:

- (1) the Report fully complies with the requirements of Section 13(a) or 15(d) of the Securities Exchange Act of 1934; and
- (2) the information contained in the Report fairly presents, in all material respects, the financial condition and results of operations of the Company.

Date: February 27, 2014

/s/ RAYMOND P. DOLAN

---

Raymond P. Dolan  
President and Chief Executive Officer  
(Principal Executive Officer)

**CERTIFICATION PURSUANT TO 18 U.S.C. SECTION 1350,  
AS ADOPTED PURSUANT TO  
SECTION 906 OF THE SARBANES-OXLEY ACT OF 2002**

In connection with the Annual Report on Form 10-K of Sonus Networks, Inc. (the "Company") for the period ended December 31, 2013 as filed with the Securities and Exchange Commission on the date hereof (the "Report"), the undersigned, Mark T. Greenquist, Chief Financial Officer of the Company, hereby certifies, pursuant to 18 U.S.C. Section 1350, as adopted pursuant to Section 906 of the Sarbanes-Oxley Act of 2002, that to his knowledge:

- (1) the Report fully complies with the requirements of Section 13(a) or 15(d) of the Securities Exchange Act of 1934; and
- (2) the information contained in the Report fairly presents, in all material respects, the financial condition and results of operations of the Company.

Date: February 27, 2014

/s/ MARK T. GREENQUIST

---

Mark T. Greenquist  
Chief Financial Officer  
(Principal Financial Officer)



### **Important Information Regarding Forward-Looking Statements**

This Annual Report and Proxy Statement contain forward-looking statements within the meaning of the U.S. Private Securities Litigation Reform Act of 1995. All statements other than statements of historical fact contained in this Annual Report and Proxy Statement are forward-looking statements. Without limiting the foregoing, the words “anticipates”, “believes”, “could”, “estimates”, “expects”, “intends”, “may”, “plans”, “seeks”, “projects” and other similar language, whether in the negative or affirmative, are intended to identify forward-looking statements, although not all forward-looking statements contain these identifying words.

The forward-looking statements in this Annual Report and Proxy Statement are based on our expectations and assumptions regarding our business, the economy and other future conditions. Although we believe that our expectations and assumptions are reasonable, readers are cautioned that these forward-looking statements are only predictions and are subject to inherent uncertainties, risks and changes in circumstances that are difficult to predict, and our actual results may differ materially from those contemplated by the forward-looking statements as a result of various factors, including those discussed in the “Management’s Discussion and Analysis of Financial Condition and Results of Operations” and “Risk Factors” sections of the copy of our Form 10-K included as part of this Annual Report. Any forward-looking statement represents our views only as of the date such statement was made and should not be relied upon as representing our views as of any subsequent date. While we may elect to update forward-looking statements in the future, we specifically disclaim any obligation to do so.



4 Technology Park Drive  
Westford, MA 01886 USA  
[www.sonus.net](http://www.sonus.net)