



Q3 FY13 Go Deep Metrics

November 7, 2013

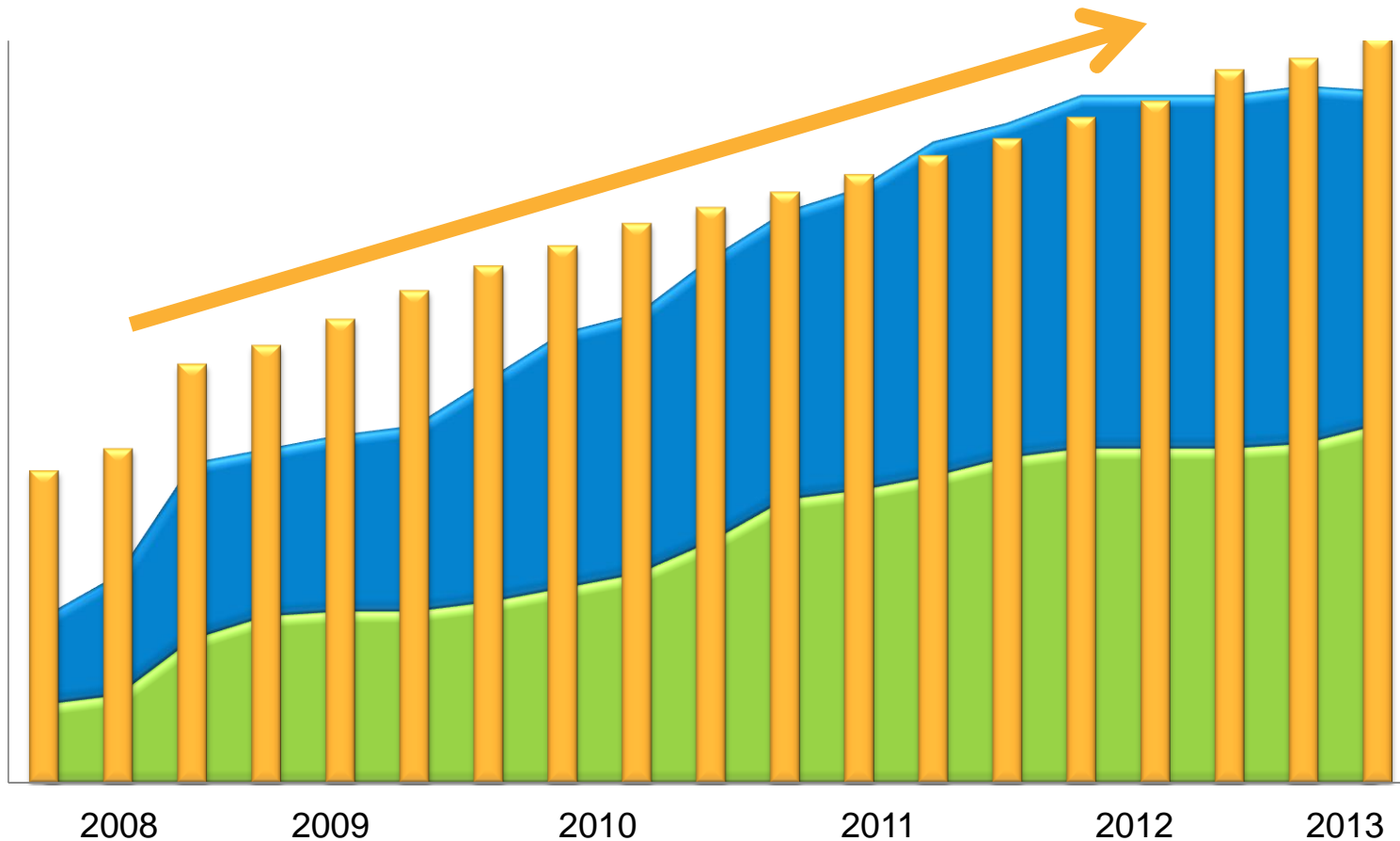


Safe Harbor

This presentation contains certain “forward-looking” statements. These statements are based on the current estimates and assumptions of the management of NxStage Medical, Inc. (or “NxStage” or “the Company”) as of the date of this presentation and are naturally subject to uncertainty and changes in circumstances. Given these uncertainties, you should not place undue reliance on these forward-looking statements. Actual results may vary materially from the expectations contained herein. When used herein, the words “may”, “will”, “should”, “could”, “would”, “plan”, “anticipate”, “believe”, “estimate”, “intend”, “project”, “potential” and “expect” and similar expressions are intended to identify such forward-looking statements. Such forward-looking statements are subject to risks, uncertainties, assumptions and other factors that may cause the actual results of NxStage to be materially different from those reflected in such forward-looking statements. Important factors that could cause actual results to differ materially from those indicated by such forward-looking statements include, among others, those set forth under the headings “Cautionary Note Regarding Forward-Looking Statements”, “Risk Factors” and “Management’s Discussion and Analysis of Financial Condition and Results of Operations” in our Quarterly Report on Form 10-Q for the quarter ended June 30, 2013. Except to the extent required by applicable securities laws, NxStage is not under any obligation to (and expressly disclaims any such obligation to) update its forward-looking statements, whether as a result of new information, future events, or otherwise. All statements contained in this presentation are made only as of the date of this presentation.

'Going Deep' Performance Metrics

■ Centers >20 ■ Geographies > 5% ■ Prescribing Nephrologists



Q3 FY'13 Results

- Grew Centers >20 by 7% over Q3'12
- Geographies w/ >5% did not grow over Q3'12
- Grew Prescribing Nephrologists by 12% over Q3'12

Slide is representative of trends and calculated using estimated 3.5% annual growth in ESRD population. Prescribing Nephrologists metric is measured on separate scale.



thank you



350 Merrimack St., Lawrence, MA 01843
www.nxstage.com • tel: 978-687-4700