
STRATEGIC | EXPERIENCED | DISCIPLINED



1st Quarter Webcast

M.D.C. Holdings, Inc.


April 24, 2008

Forward Looking Statements

M.D.C. HOLDINGS, INC.

Certain statements in this Conference Call and Webcast, including statements regarding our business, financial condition, results of operation, cash flows, strategies and prospects, constitute “forward-looking statements” within the meaning of the Private Securities Litigation Reform Act of 1995. Such forward-looking statements involve known and unknown risks, uncertainties and other factors that may cause the actual results, performance or achievements of the Company to be materially different from any future results, performance or achievements expressed or implied by the forward-looking statements. Such factors include, among other things, (1) general economic and business conditions; (2) changes in interest rates and mortgage lending programs; (3) the relative stability of debt and equity markets; (4) competition; (5) the availability and cost of land and other raw materials used by the Company in its homebuilding operations; (6) the availability and cost of performance bonds and insurance covering risks associated with our business; (7) shortages and the cost of labor; (8) weather related slowdowns; (9) slow growth initiatives; (10) building moratoria; (11) governmental regulation, including the interpretation of tax, labor and environmental laws; (12) changes in consumer confidence and preferences; (13) terrorist acts and other acts of war; and (14) other factors over which the Company has little or no control. Additional information about the risks and uncertainties applicable to the Company’s business is contained in the Company’s Form 10-K for the year ended December 31, 2007, which has been filed with the Securities and Exchange Commission. All forward-looking statements made in this Conference Call and Webcast are made as of the date hereof, and the risk that actual results will differ materially from expectations expressed in this press release will increase with the passage of time. The Company undertakes no duty to publicly update any forward-looking statements, whether as a result of new information, future events or otherwise. However, any further disclosures made on related subjects in our subsequent filings, releases or presentations should be consulted.

It should also be noted that SEC Regulation G requires that certain information accompany the use of non-GAAP financial measures. Any information required by Regulation G will be posted on our web site, www.mdcholdings.com.



Primary Focus on Strengthening Financial Position

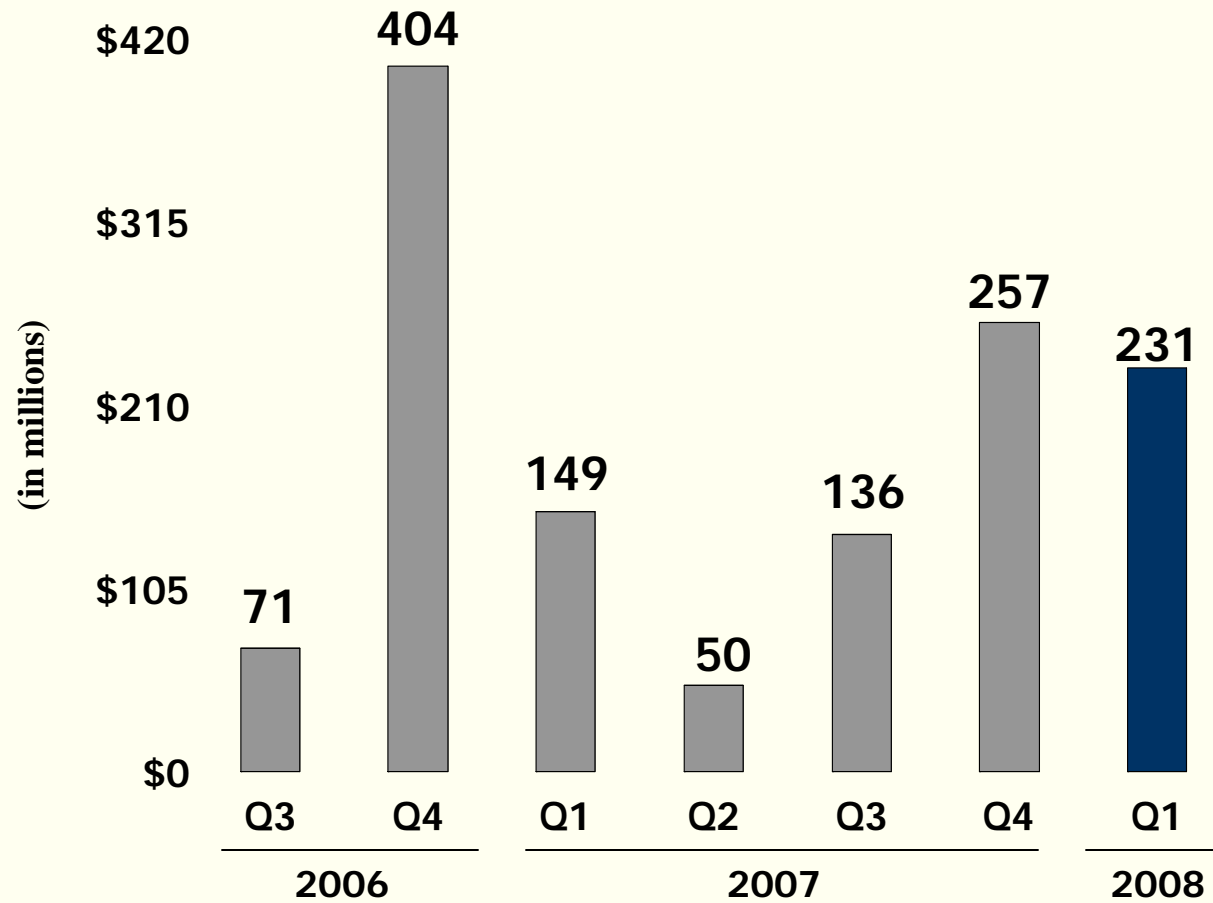
M.D.C. HOLDINGS, INC.

- 7th Consecutive Quarter of Positive Operating Cash Flow
 - Over \$230 Million During the First Quarter
- \$1.2 Billion Cash on Hand at Year End
 - No Balance Outstanding on \$1.25 Billion Revolver
- Proactively Managing Performance Bonds and Letters of Credit Related to Land Development Activities
 - Estimated Cost to Complete is Less Than \$50 Million
- Formally Started Company-wide Initiative to Transform and Streamline Processes and Business Practices



Operating Cash Flow

M.D.C. HOLDINGS, INC.

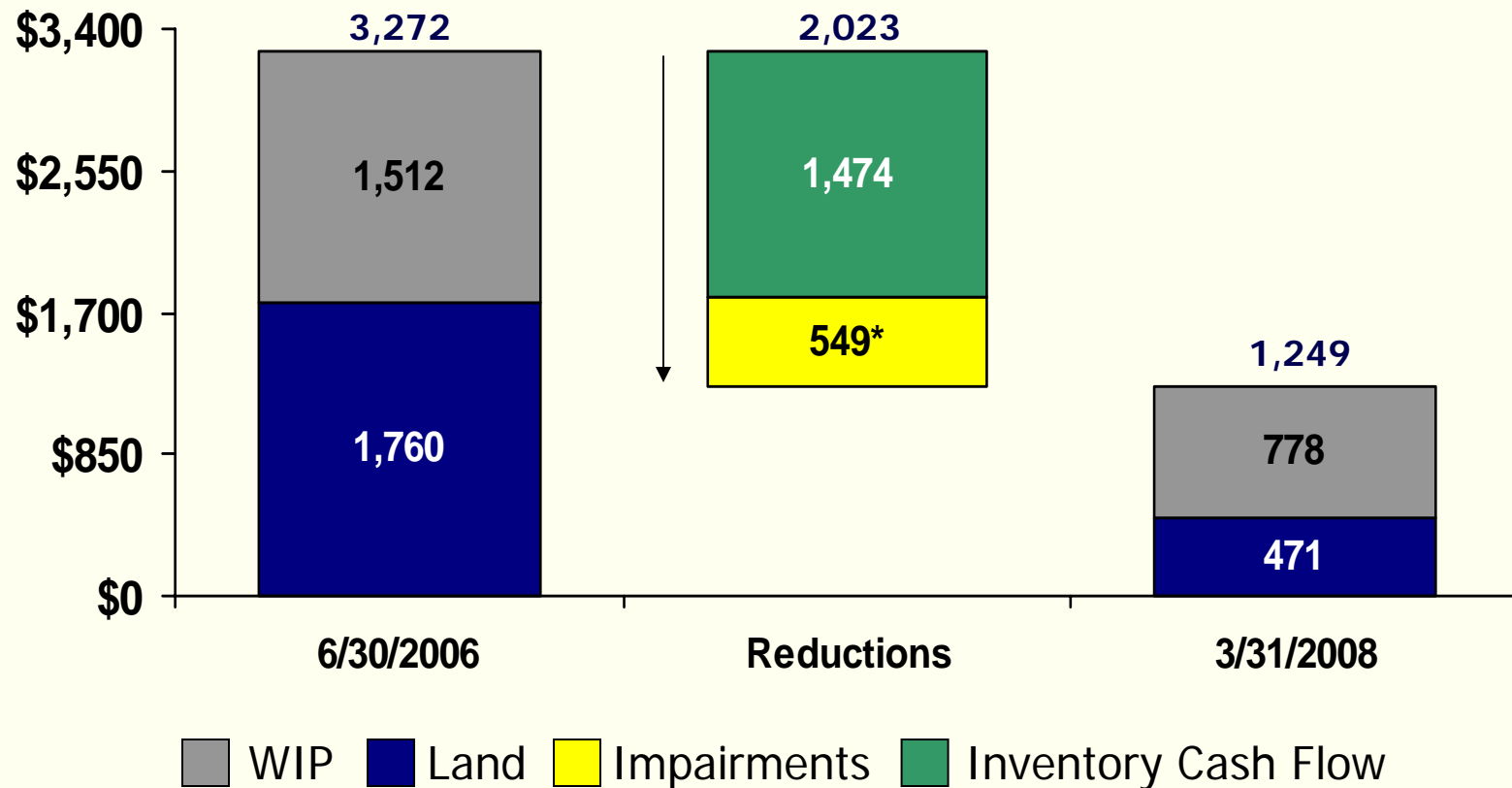


Seven Consecutive Quarters of Positive Operating Cash Flow

Reduction in Total Inventories

M.D.C. HOLDINGS, INC.

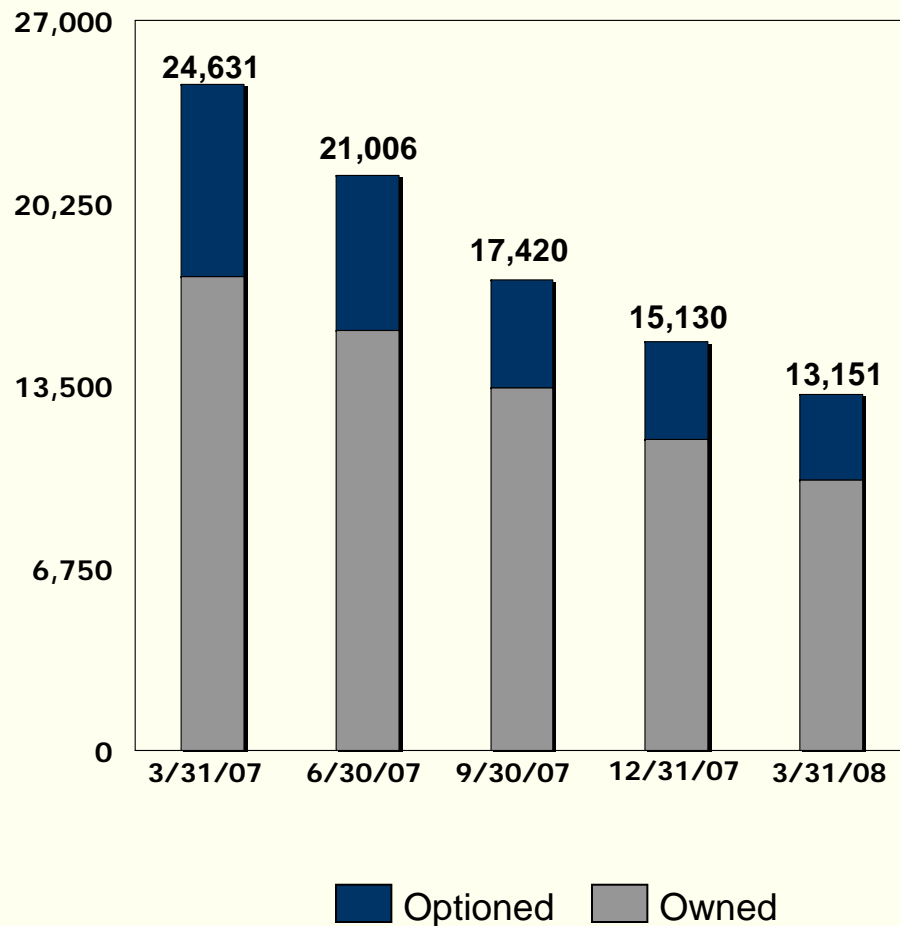
(in millions)



**\$891 Million Inventory Impairments Less \$342 Million on Homes or Lots That Have Since Closed*

Lots Controlled

M.D.C. HOLDINGS, INC.



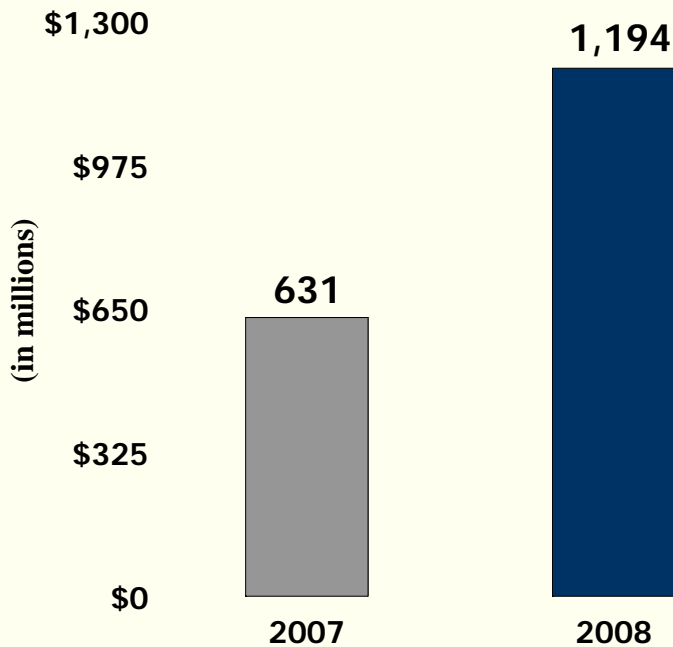
- ✓ Lot Supply Among Industry's Lowest
- ✓ 13% Sequential Decline in Controlled Lots
- ✓ 47% Y-O-Y Decrease in Controlled Lots
- ✓ Only \$11 Million in Deposits and \$2 Million in Capitalized Acquisition Costs (<1% of Equity) at Risk for 3,100 Optioned Lots
- ✓ Poised to React to Future Opportunities

Strong Financial Position

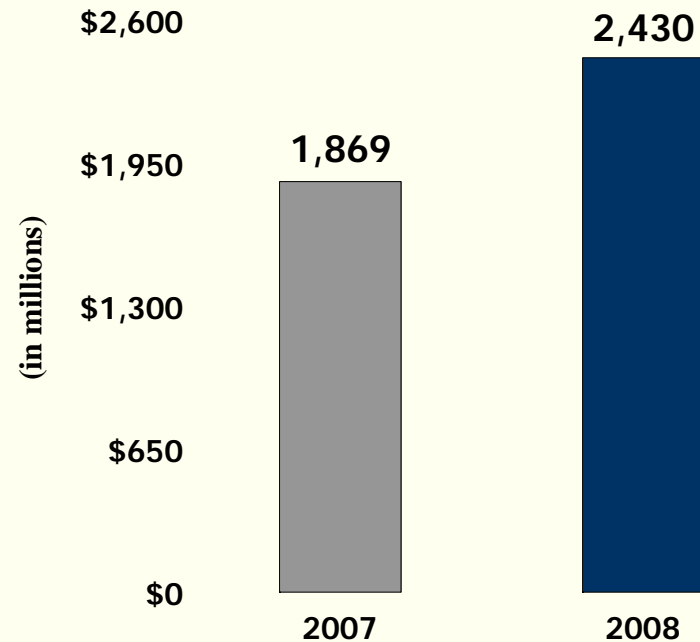
M.D.C. HOLDINGS, INC.

March 31

Cash and Cash
Equivalents



Cash and Available
Borrowing Capacity



✓ *89% Increase in Cash and Cash Equivalents*

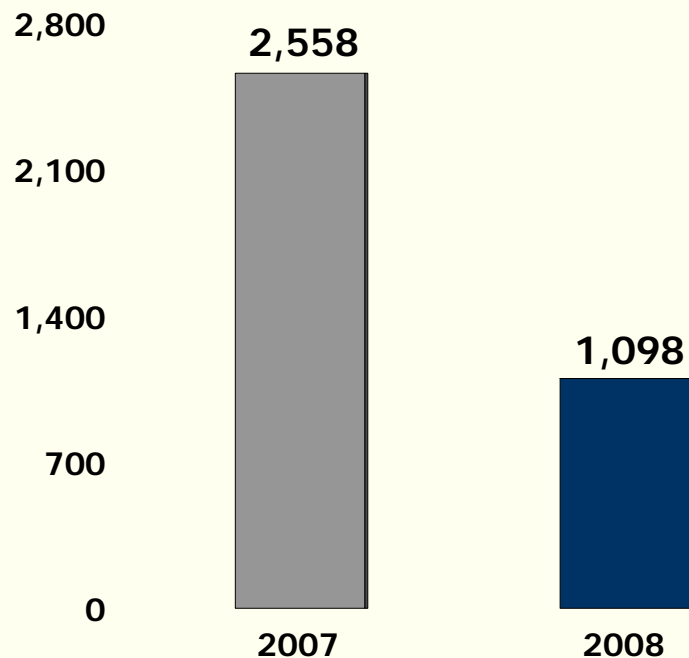
✓ *30% Increase in Cash and Available Borrowing Capacity*

Net Home Orders and Backlog

M.D.C. HOLDINGS, INC.

Net Home Orders

1st Quarter

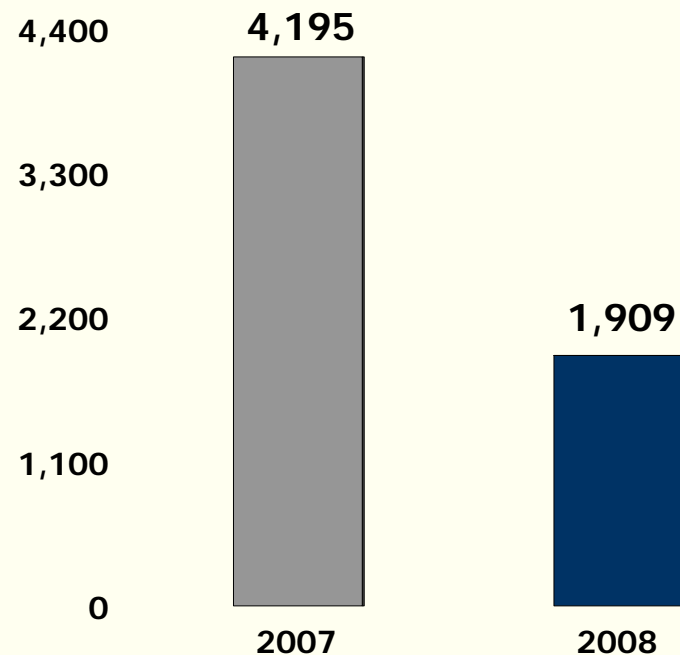


✓ *Average Price Declined 16% Year-Over-Year to \$295K*

✓ *Cancellation Rate: 43% of Gross Orders; Up From 35% in Q1 2007*

Backlog

March 31



✓ *Average Price Declined 9% Year-Over-Year to \$326K*

✓ *Cancellation Rate: 42% of Beginning Backlog, Up From 37% in Q1 2007*

Income and Earnings Per Share

M.D.C. HOLDINGS, INC.

(in millions, except per share amounts)

	<u>Q1 07</u>	<u>Q1 08</u>
(Loss) Income Before Taxes		
Homebuilding	\$ (138.9)	\$ (77.2)
Financial Services and Other	\$ 7.5	\$ 4.1
Corporate	\$ (12.3)	\$ (4.1)
Total	\$ (143.7)	\$ (77.2)
Net Loss	\$ (94.4)	\$ (72.8)
Diluted Loss Per Share	\$ (2.07)	\$ (1.58)

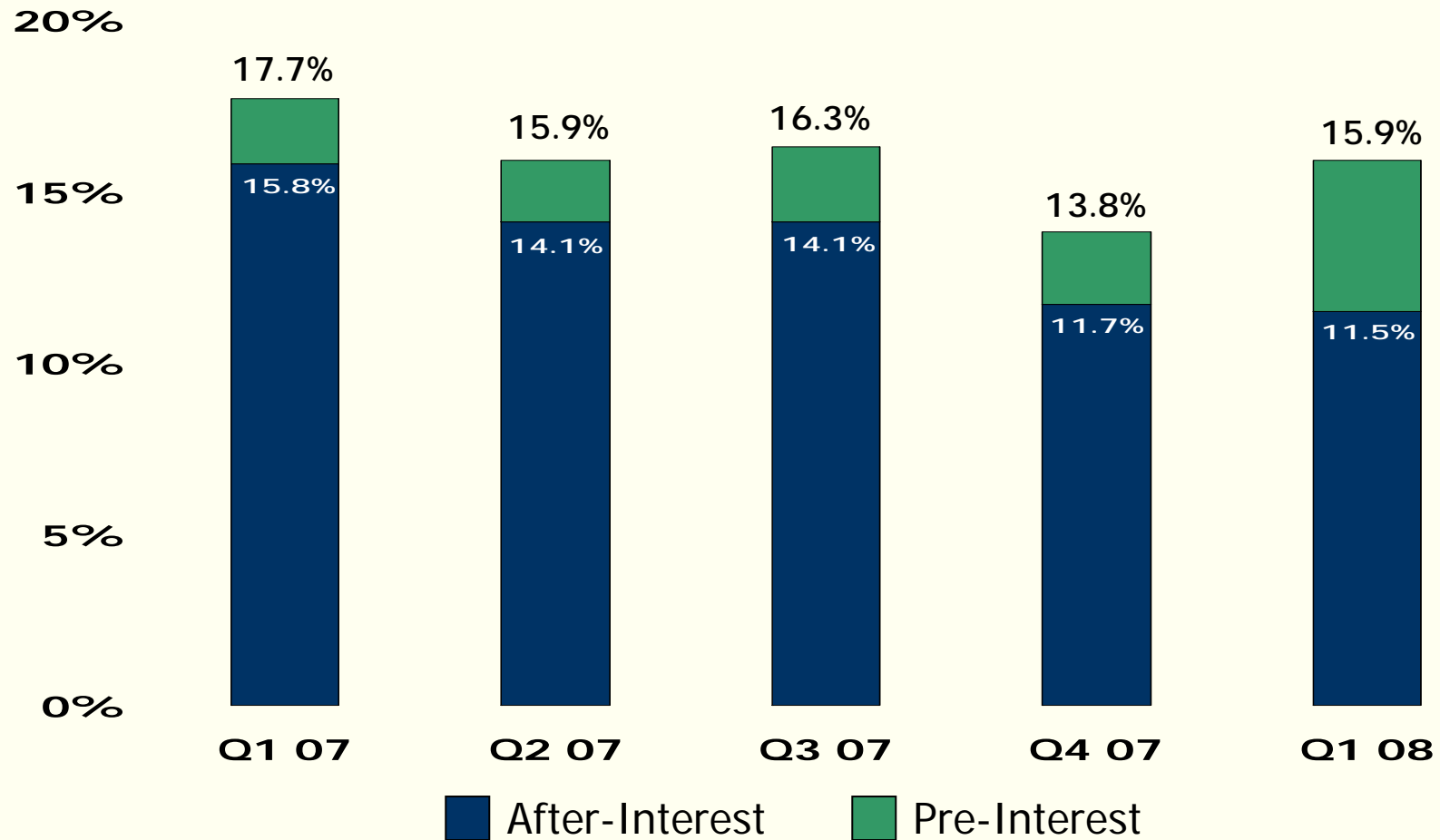
✓ *Decrease in Home Closings, Average Selling Prices and Home Gross Margins*

✓ *Offset by Reduced Selling, General and Administrative Expenses and
Asset Impairments / Project Cost Write-Offs*

✓ *Additional Deferred Tax Asset Valuation Allowance Of \$10.6M and Loss of Certain
Manufacturing Deductions Benefits Received in Prior Years Reduced Effective Tax Rate to 5.7%
in Q1 08 Versus 34.3% in Q1 07*

Home Gross Margin

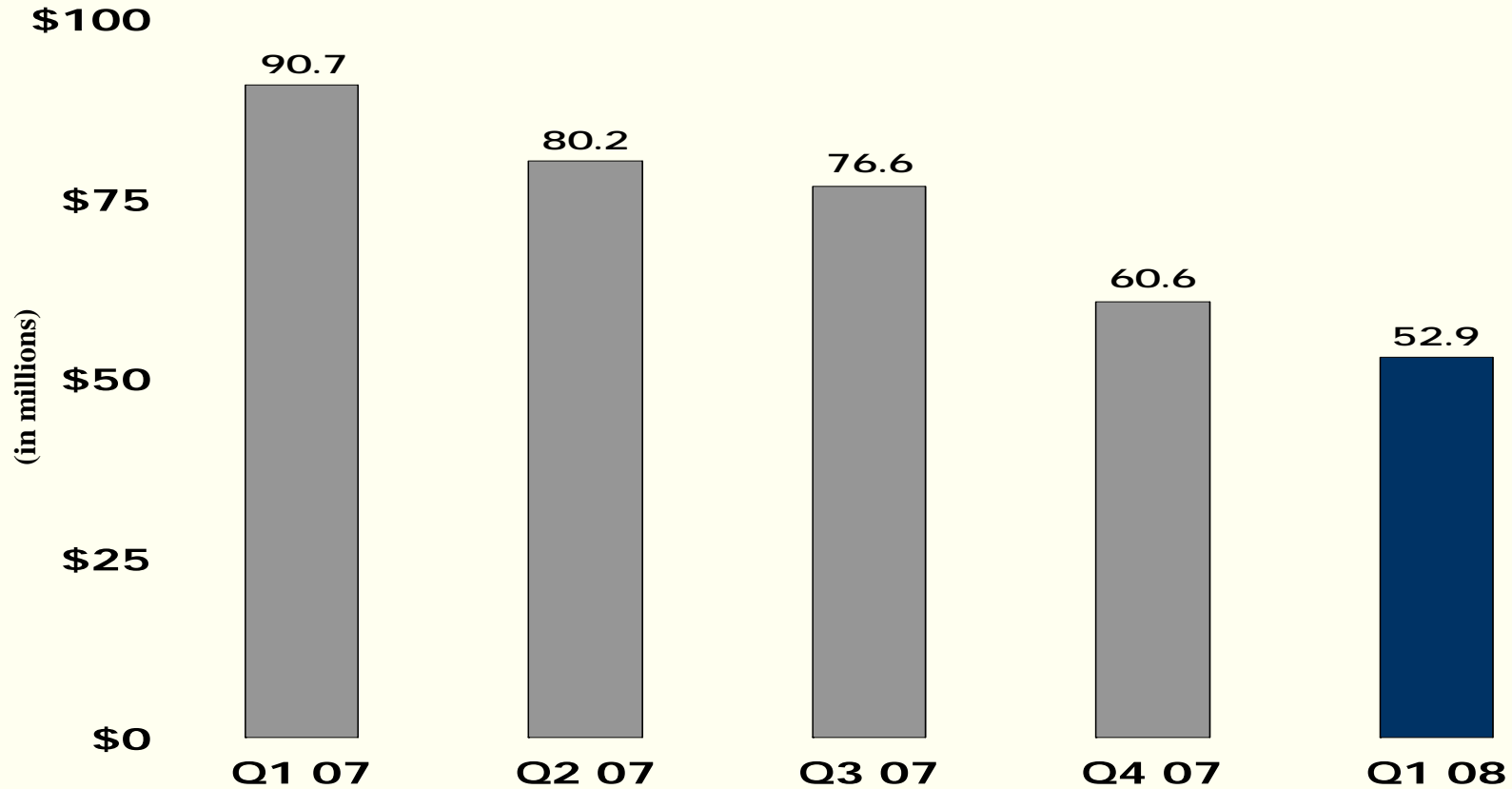
M.D.C. HOLDINGS, INC.



✓ *Pre-Interest Gross Margin Down 180 BP Year-Over-Year
and Up 210 BP Sequentially*

General and Administrative Expenses

M.D.C. HOLDINGS, INC.



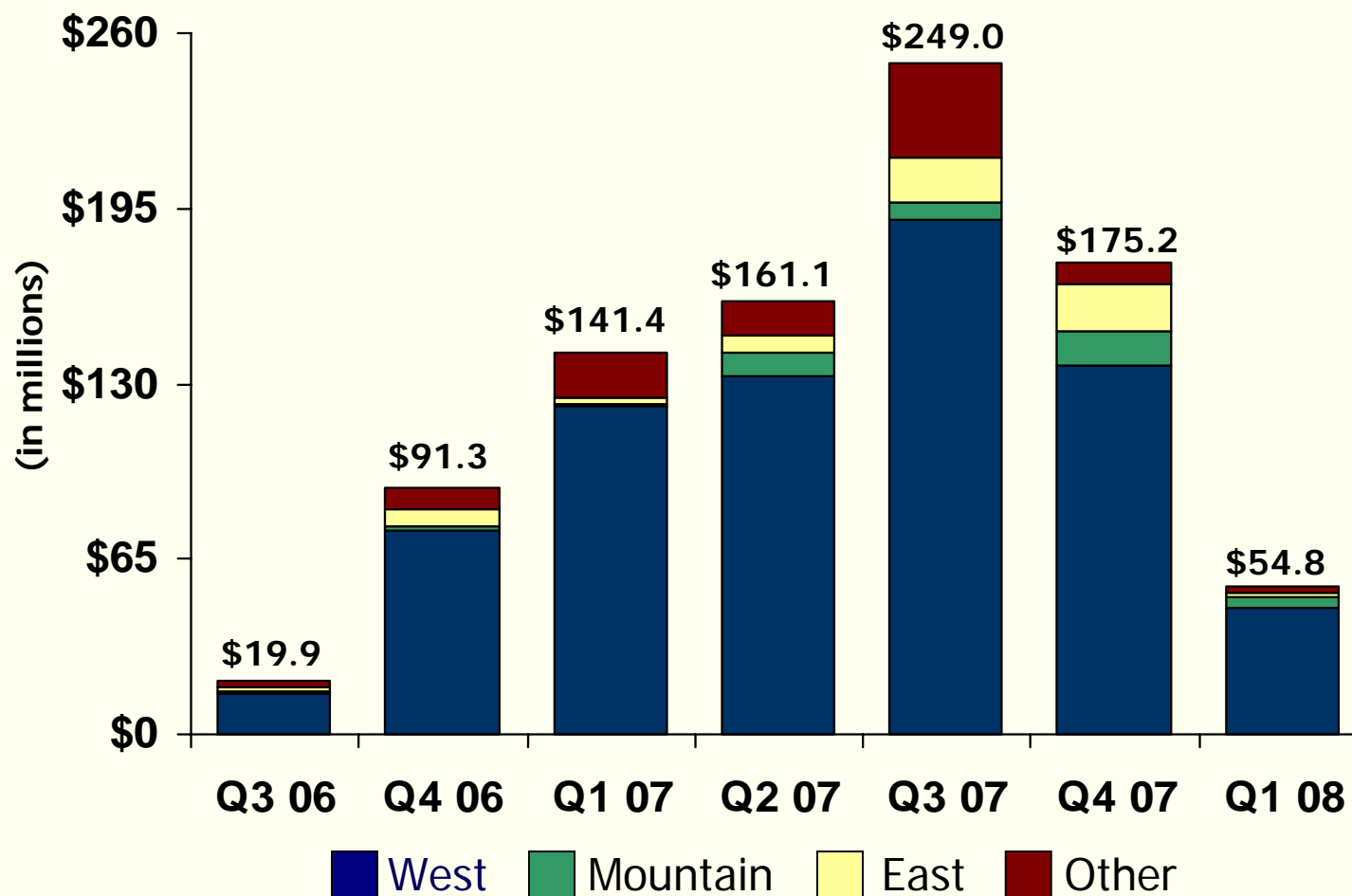
✓ *Year-Over-Year Decrease of 42%*

✓ *Adjusting Operational and Administrative Infrastructure to Changes in Demand Levels*

NOTE: Graph includes related party expenses

Impairments by Segment

M.D.C. HOLDINGS, INC.



Q1 08 Impairment at Lowest Level Since Q3 06



Questions?

M.D.C. HOLDINGS, INC.

Richmond American Homes

Home Gallery by Richmond American

HomeAmerican Mortgage

American Home Title and Escrow Company

American Home Insurance Agency

M.D.C. HOLDINGS, INC.