



Building and Financing the American Dream®

STRENGTH AND VISION

SINCE 1972



February 7, 2008 – 4th QUARTER 2007 WEBCAST

Forward Looking Statements

M.D.C. HOLDINGS, INC.

Certain statements in this Conference Call and Webcast, including statements regarding our business, financial condition, results of operation, cash flows, strategies and prospects, constitute “forward-looking statements” within the meaning of the Private Securities Litigation Reform Act of 1995. Such forward-looking statements involve known and unknown risks, uncertainties and other factors that may cause the actual results, performance or achievements of the Company to be materially different from any future results, performance or achievements expressed or implied by the forward-looking statements. Such factors include, among other things, (1) general economic and business conditions; (2) changes in interest rates and mortgage lending programs; (3) the relative stability of debt and equity markets; (4) competition; (5) the availability and cost of land and other raw materials used by the Company in its homebuilding operations; (6) the availability and cost of performance bonds and insurance covering risks associated with our business; (7) shortages and the cost of labor; (8) weather related slowdowns; (9) slow growth initiatives; (10) building moratoria; (11) governmental regulation, including the interpretation of tax, labor and environmental laws; (12) changes in consumer confidence and preferences; (13) terrorist acts and other acts of war; and (14) other factors over which the Company has little or no control. Additional information about the risks and uncertainties applicable to the Company’s business is contained in the Company’s Form 10-K for the year ended December 31, 2007, which is scheduled to be filed with the Securities and Exchange Commission today. All forward-looking statements made in this Conference Call and Webcast are made as of the date hereof, and the risk that actual results will differ materially from expectations expressed in this press release will increase with the passage of time. The Company undertakes no duty to publicly update any forward-looking statements, whether as a result of new information, future events or otherwise. However, any further disclosures made on related subjects in our subsequent filings, releases or presentations should be consulted.

It should also be noted that SEC Regulation G requires that certain information accompany the use of non-GAAP financial measures. Any information required by Regulation G will be posted on our web site, www.mdcholdings.com.



Primary Focus on Strengthening Financial Position

M.D.C. HOLDINGS, INC.

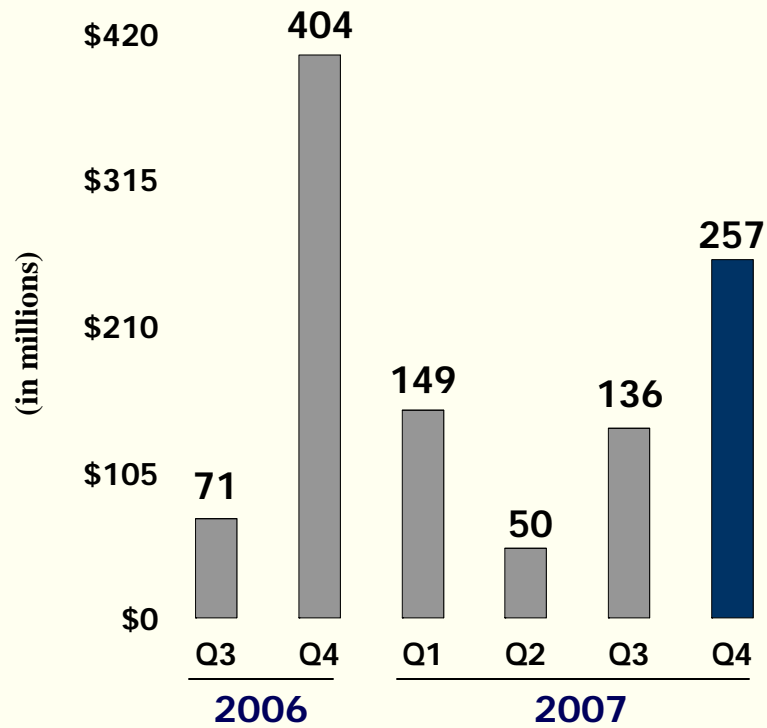
- Cash Flow from Operations of More Than \$590 Million During 2007
 - Almost \$260 Million During the Fourth Quarter
- \$1.0 Billion Cash on Hand at Year End
 - Additional \$90 Million Added this Week With Tax Refund
 - No Balance Outstanding on \$1.25 Billion Revolver
- 30% Year-Over-Year Increase in Cash and Available Borrowing Capacity to \$2.2 Billion
- 36% Year-Over-Year Decrease in Fourth Quarter G&A
- Competitively Positioned to Capitalize on Opportunities in 2008



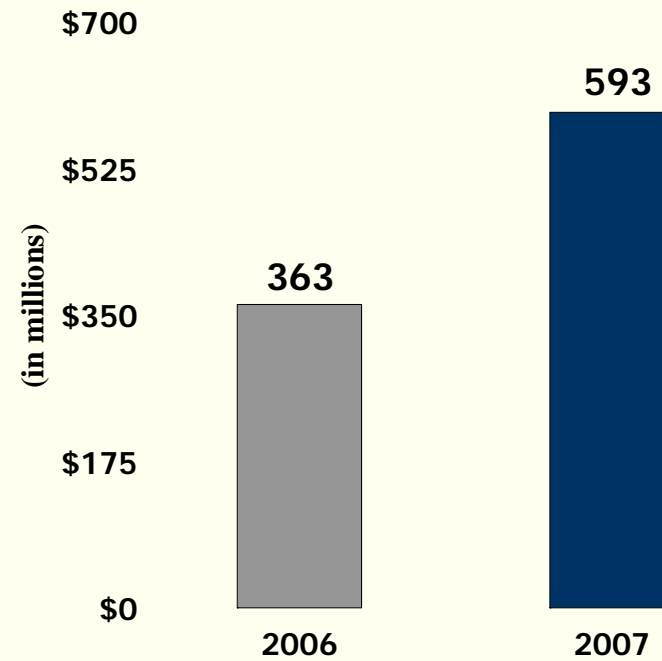
Operating Cash Flow

M.D.C. HOLDINGS, INC.

Quarterly



Full Year

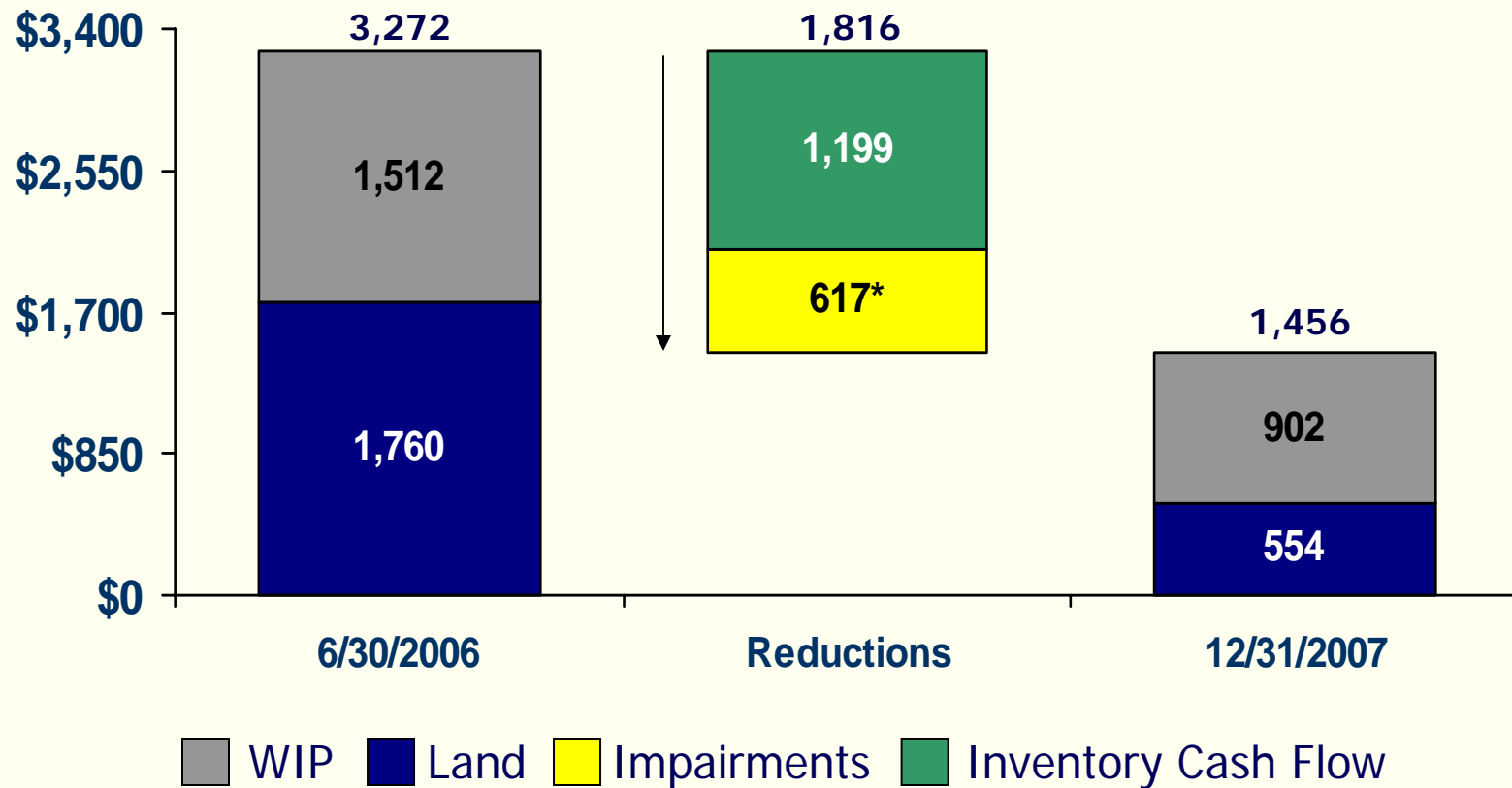


✓ *Six Consecutive Quarters of Positive Operating Cash Flow*

Reduction in Total Inventories

M.D.C. HOLDINGS, INC.

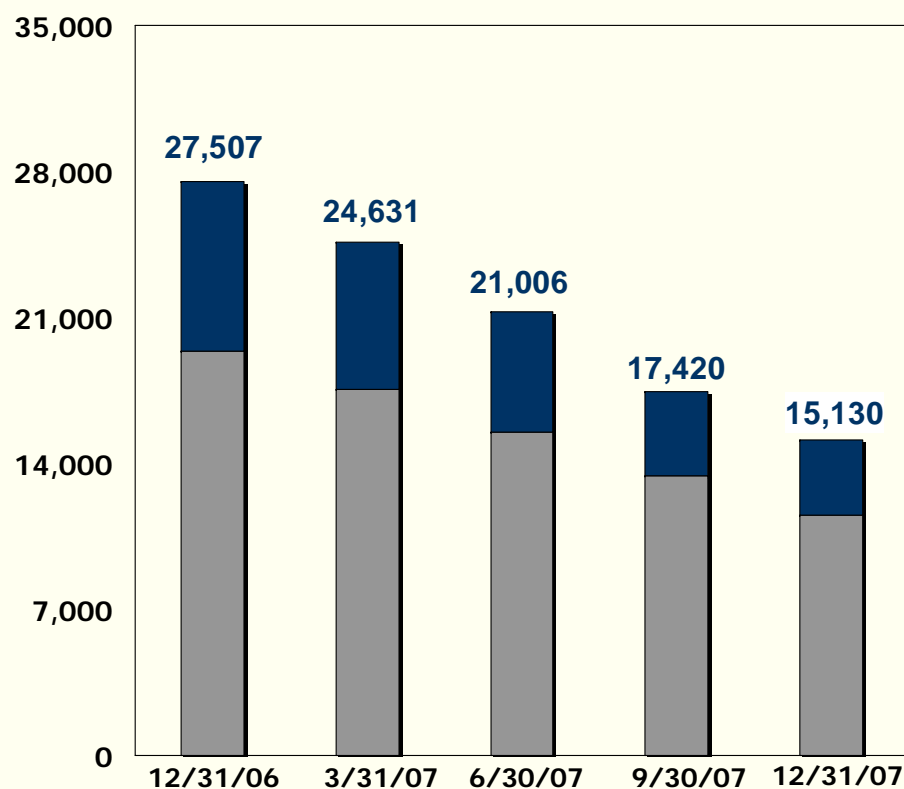
(in millions)



**\$836 Million Inventory Impairments Less \$219 Million on Homes That Have Since Closed*

Lots Controlled

M.D.C. HOLDINGS, INC.



Optioned Owned

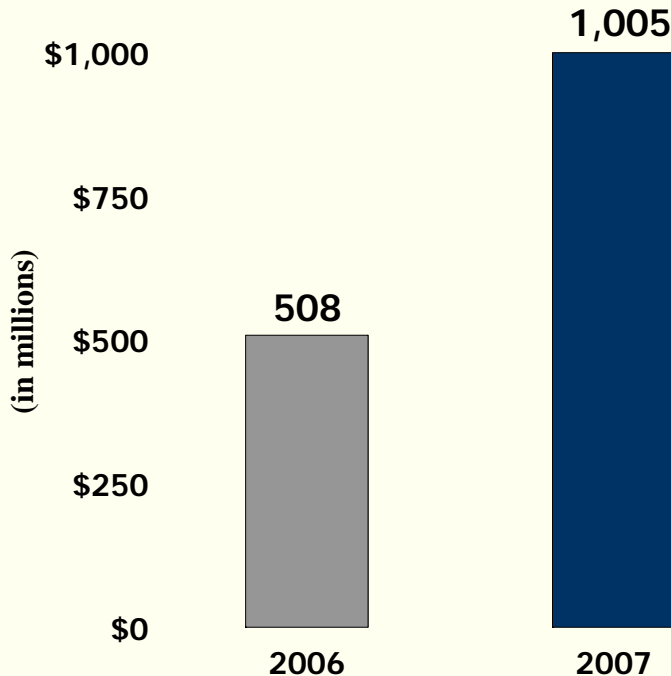
- Lot Supply Among Industry's Lowest
- 13% Sequential Decline in Controlled Lots
- 45% Y-O-Y Decrease in Controlled Lots
- Only \$13 Million in Deposits and \$1 Million in Capitalized Acquisition Costs (<1% of Equity) at Risk for 3,600 Optioned Lots
- Poised to React to Future Opportunities

Strong Financial Position

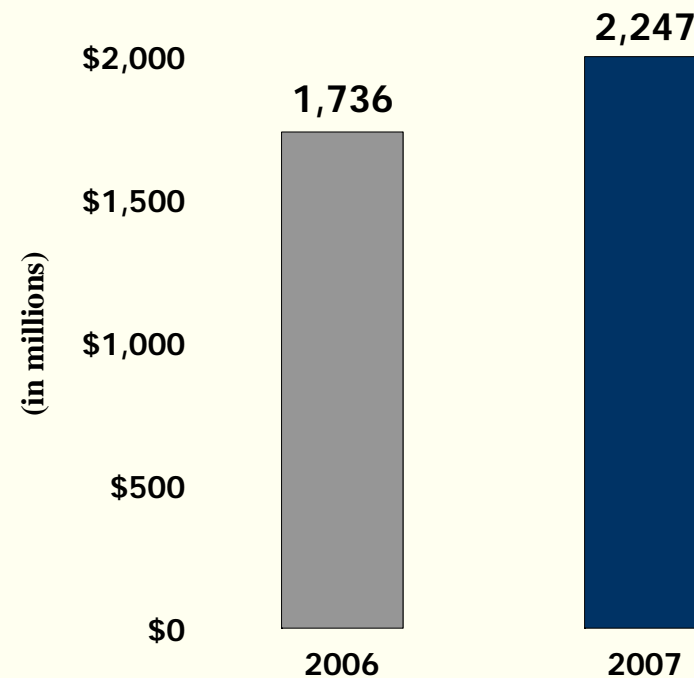
M.D.C. HOLDINGS, INC.

December 31

Cash and Cash Equivalents



Cash and Available Borrowing Capacity



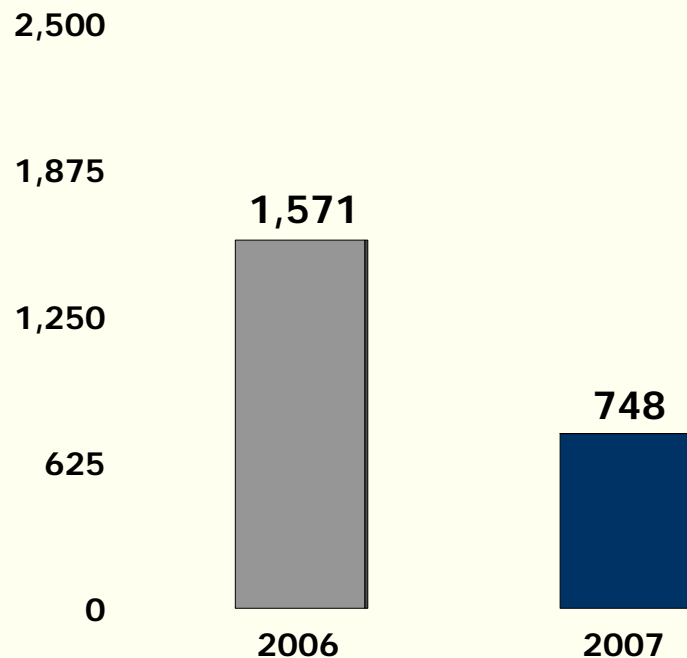
✓ *98% Increase in Cash and Cash Equivalents*

✓ *29% Increase Y-O-Y in Cash and Available Borrowing Capacity*

Net Home Orders

M.D.C. HOLDINGS, INC.

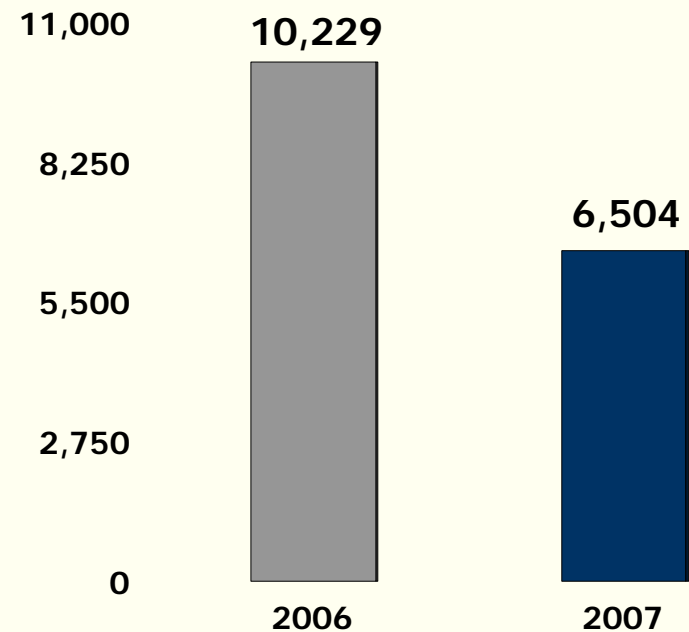
4th Quarter



✓ *Average Price Declined 24% Year-Over-Year to \$250K*

✓ *Cancellation Rate of 65%;
41% of Beginning Backlog*

Full Year



✓ *Average Price Declined 4% Year-Over-Year to \$324K*

✓ *Cancellation Rate of 48%,
Up From 43% in 2006*

Income and Earnings Per Share

M.D.C. HOLDINGS, INC.

(in millions, except per share amounts)

	<u>Q4 06</u>	<u>Q4 07</u>	<u>2006</u>	<u>2007</u>
(Loss) Income Before Taxes				
Homebuilding	\$ (14.3)	\$ (195.9)	\$ 371.4	\$ (764.2)
Financial Services and Other	\$ 10.0	\$ 6.3	\$ 45.2	\$ 23.1
Corporate	\$ (13.7)	\$ (0.8)	\$ (83.5)	\$ (15.4)
Total	\$ (18.0)	\$ (190.4)	\$ 333.1	\$ (756.5)
Net (Loss) Income	\$ (6.4)	\$ (281.1)	\$ 214.3	\$ (636.9)
Diluted (Loss) Earnings Per Share	\$ (0.14)	\$ (6.14)	\$ 4.66	\$ (13.94)
Asset Impairments	\$ 91.3	\$ 175.2	\$ 112.0	\$ 726.6
Project Cost Write-Offs	\$ 6.7	\$ 7.8	\$ 29.7	\$ 23.4
Net Land Sale Losses (Gains)	\$ (0.4)	\$ 13.8	\$ (1.1)	\$ 9.4
Total	\$ 97.6	\$ 196.8	\$ 140.6	\$ 759.4

✓ \$160.0 Million After-Tax Deferred Tax Asset Valuation in Q4 07

✓ Decrease in Home Closings, Average Selling Prices and Home Gross Margins;
Partially Offset by Reduced Selling, General and Administrative Expenses

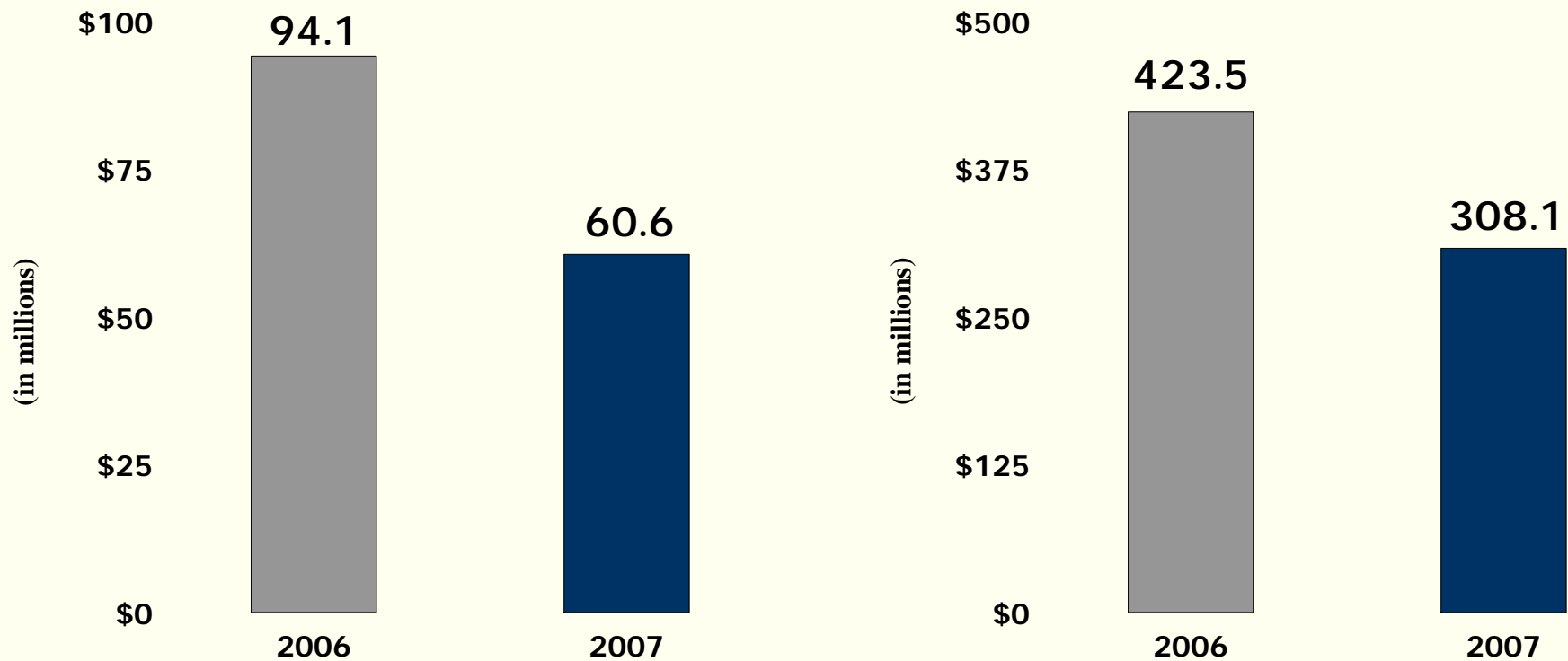
✓ Lower Mortgage Volume

General and Administrative Expenses

M.D.C. HOLDINGS, INC.

4th Quarter

Full Year



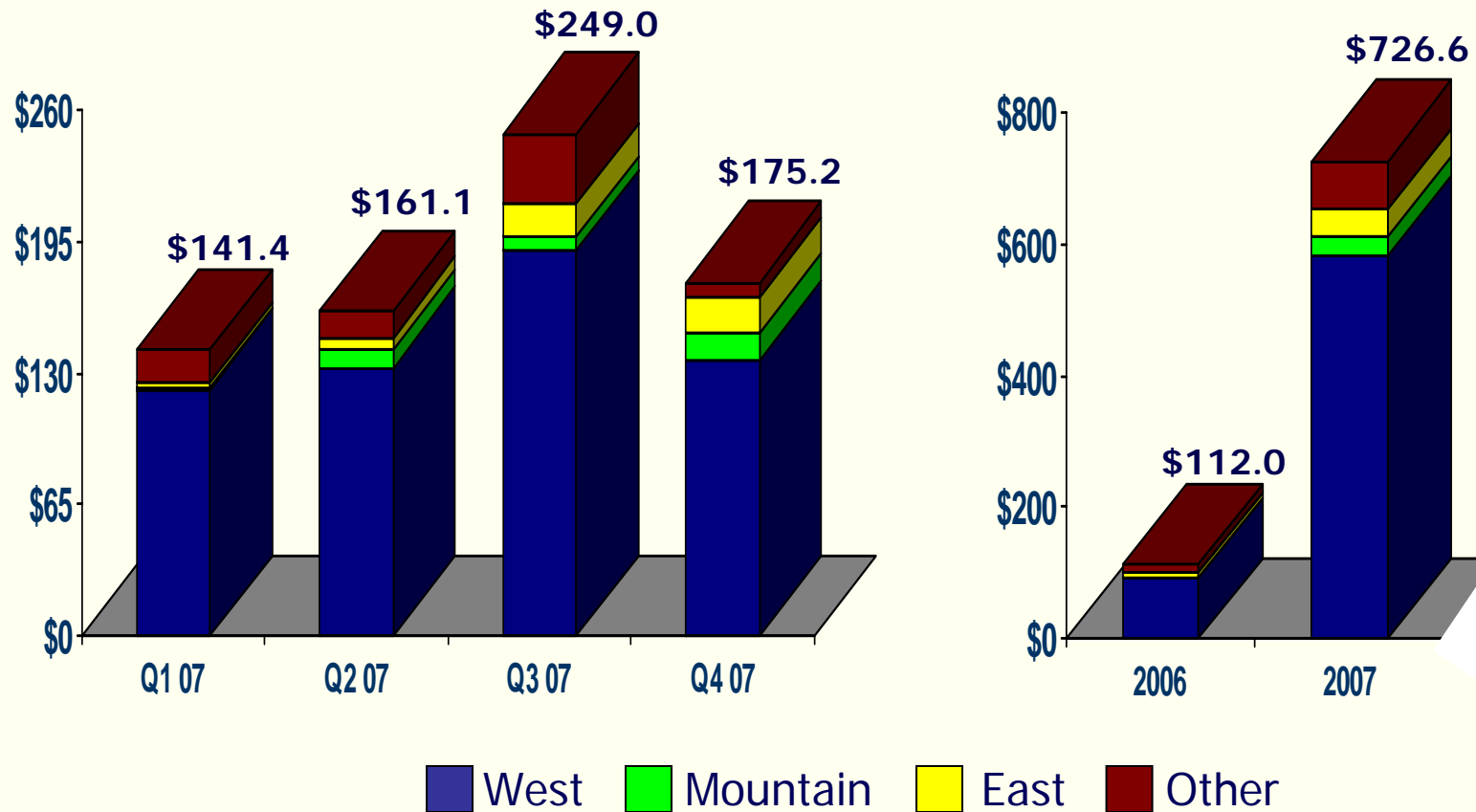
✓ *Year-Over-Year Decrease of 36% for Q4 and 27% for Full Year*

✓ *Adjusting Operational and Administrative Infrastructure to Changes in Demand Levels*

Impairments by Segment

M.D.C. HOLDINGS, INC.

(in millions)



Impairments by Segment

M.D.C. HOLDINGS, INC.

(in millions)

	Land & Land Under Development Inventory		
	12/31/2006 Balance	2007 Impairments	12/31/2007 Balance
Arizona	\$ 284.4	\$ 108.8	\$ 96.6
California	391.2	228.8	35.3
Nevada	305.1	108.8	94.7
West	\$ 980.7	\$ 446.4	\$ 226.6
Mountain	282.1	24.2	206.0
East	185.6	29.1	87.1
Other	126.8	56.6	34.6
Total	\$ 1,575.2	\$ 556.3	\$ 554.3

✓ 75% of 2007 Impairments Taken Against Land and Land Under Development Inventory

✓ 80% of Land and Land Under Development Inventory Impairments in West Segment

RICHMONDAMERICAN.COM

M.D.C. HOLDINGS, INC.