

ABOUT INTEGRA

Integra LifeSciences, a world leader in medical technology, is dedicated to limiting uncertainty for clinicians, so they can concentrate on providing the best patient care.

- Founded in 1989 and headquartered in Plainsboro, NJ
- Employs ~3,500 people worldwide
- Traded on NASDAQ under "IART"

Integra strives to grow profitably through its three-prong strategy, **Execute, Optimize and Accelerate Growth**, offering innovative solutions including leading plastic and regenerative technologies, in specialty surgical solutions, orthopedics and tissue technologies.

Integra is committed to driving shareholder value through the achievement of the Company's long-term growth and profitability targets by making strategic investments in channel growth, new products and differentiated technologies, while completing its efforts to remove cost by streamlining operations, systems and back-office functions.

LONG-TERM GROWTH TARGETS

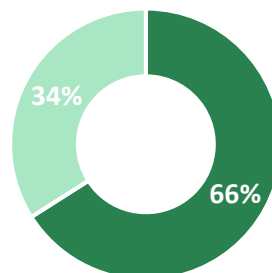
Organic Revenue	6 – 8%
With Acquisitions	10%+ (3yr CAGR)
Adj. Gross Margin	70 – 71%
Adj. EBITDA	~25%
Adj. EPS	12%+
Adj. FCF Conversion	~95%

KEY LEADERSHIP

Peter Arduini	President, CEO and Director (2012)
Glenn Coleman	CFO and Principal Accounting Officer (2014)
Robert Davis	President - Orthopedics & Tissue Technologies
Dan Reuvers	President - Specialty Surgical Solutions

IR CONTACT	Angela Steinway (609) 936-2268 angela.steinway@integralife.com
	Michael Beaulieu (609) 750-2827 michael.beaulieu@integralife.com

2015 REVENUE



- Specialty Surgical Solutions
- Orthopedics & Tissue Technologies

SPECIALTY SURGICAL SOLUTIONS

Total Addressable Market: \$3.1B

Complete specialty surgical instrumentation for a broad range of specialties, including a market-leading product portfolio used in the neurosurgery operating suite and critical care unit.

Key Products

1. Dural Repair
2. Precision Tools & Instruments
3. Tissue Ablation
4. Neuro Critical Care



ORTHOPEDICS & TISSUE TECHNOLOGIES

Total Addressable Market: \$3.5B

Unique combination of small bone fixation and joint replacement solutions with differentiated soft tissue repair and tissue regeneration products.

Key Products

1. Regenerative Technologies
2. Lower Extremities
3. Upper Extremities



KEY GROWTH DRIVERS THROUGH 2018

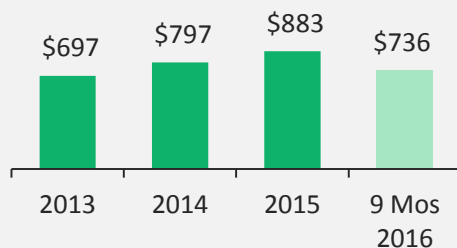
- New Product Introductions** | Diabetic foot ulcer (2016), total ankle (Q4 2015), product line refreshes and capital cycles in existing portfolios to drive 25%+ of organic growth (2015 and mid-term)
- International Expansion** | Expand international presence by building out commercial infrastructure in key markets, registering or launching new or existing products and optimizing distribution.
- Leverage Enterprise Selling Channel** | New channel expansion in Veteran Affairs / Department of Defense; new National Account Team increasing win rates in key IDN and GPO accounts
- Strategic, Tuck-In M&A** | Pursuing strategic M&A in the wound care, extremities and specialty surgical markets

ANALYST COVERAGE

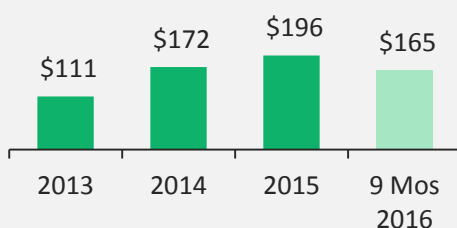
Argus Research	David Toung (646) 747-5467
BofA/Merrill Lynch	Travis Steed (646) 855-3146
Barclays	Matthew Taylor (212) 526-6965
Citi	Amit Hazan (212) 816-3724
Jefferies	Raj Denhoy (212) 336-7070
JMP Securities	David Turkaly (212) 906-3563
J.P. Morgan	Robbie Marcus (212) 622-6657
Lake Street	Bruce Jackson (612) 326-9536
Morgan Stanley	David Lewis (415) 576-2324
Northcoast Research	David Keiser (216) 468-6904
Oppenheimer	Steve Lichtman (212) 667-8160
Piper Jaffray	Matt O'Brien (312) 267-5080
RBC	Glenn Novarro (212) 428-6411
Raymond James	Jayson Bedford (727) 567-2565
UBS	Matt Miksic (212) 713-4290
Wells Fargo	Larry Biegelsen (212) 214-8015

Integra cautions you that statements included in this fact sheet that are not a description of historical facts are forward-looking statements that involve risks and uncertainties that could cause actual results to differ materially from predicted results. For a discussion of such risks and uncertainties, please refer to the information set forth under "Risk Factors" included in Item 1A of Integra's Annual Report on Form 10-K for the year ended December 31, 2015 and information contained in subsequent filings with the Securities and Exchange Commission. These forward-looking statements are made only as of the date hereof, and the Company undertakes no obligation to update or revise the forward-looking statements, whether as a result of new information, future events or otherwise. Integra does not intend to update any forward-looking statement to reflect events or circumstances arising after the date on which it was made.

Total Revenues (\$M)*



Adj. EBITDA (\$M)



Adj. EPS

