


ADVANCING ENERGY

The word "SOLUTIONS" is written in large, white, sans-serif capital letters. The letter 'O' is replaced by a blue gas burner flame. The letter 'I' is replaced by a rolled-up document tied with a red string, hanging from a thin black line. The letter 'U' is replaced by a white circular smart meter with a digital display showing "0.81 065.13".

# SOLUTIONS

## The Benefits of a Balanced Electric & Natural Gas Portfolio

**Fourth Quarter and Full Year 2010 Earnings  
Supplemental Materials  
March 1, 2011**

# Cautionary Statement Regarding Forward-Looking Information



This presentation contains statements concerning our expectations, beliefs, plans, objectives, goals, strategies, future events or performance and underlying assumptions and other statements that are not historical facts. These statements are “forward-looking statements” within the meaning of the Private Securities Litigation Reform Act of 1995. Actual results may differ materially from those expressed or implied by these statements. You can generally identify our forward-looking statements by the words “anticipate,” “believe,” “continue,” “could,” “estimate,” “expect,” “forecast,” “goal,” “intend,” “may,” “objective,” “plan,” “potential,” “predict,” “projection,” “should,” “will,” or other similar words.

We have based our forward-looking statements on our management's beliefs and assumptions based on information currently available to our management at the time the statements are made. We caution you that assumptions, beliefs, expectations, intentions, and projections about future events may and often do vary materially from actual results. Therefore, we cannot assure you that actual results will not differ materially from those expressed or implied by our forward-looking statements.

Some of the factors that could cause actual results to differ from those expressed or implied by our forward-looking statements include the resolution of the true-up proceedings, including, in particular, the results of appeals to the Texas Supreme Court regarding rulings obtained to date, the timing and impact of future regulatory, legislative and IRS decisions, financial market conditions and other factors described in CenterPoint Energy, Inc.'s Form 10-K for the period ended December 31, 2010, under “Risk Factors” and under “Management’s Discussion and Analysis of Financial Condition and Results of Operations - Certain Factors Affecting Future Earnings” and in other filings with the SEC by CenterPoint Energy.

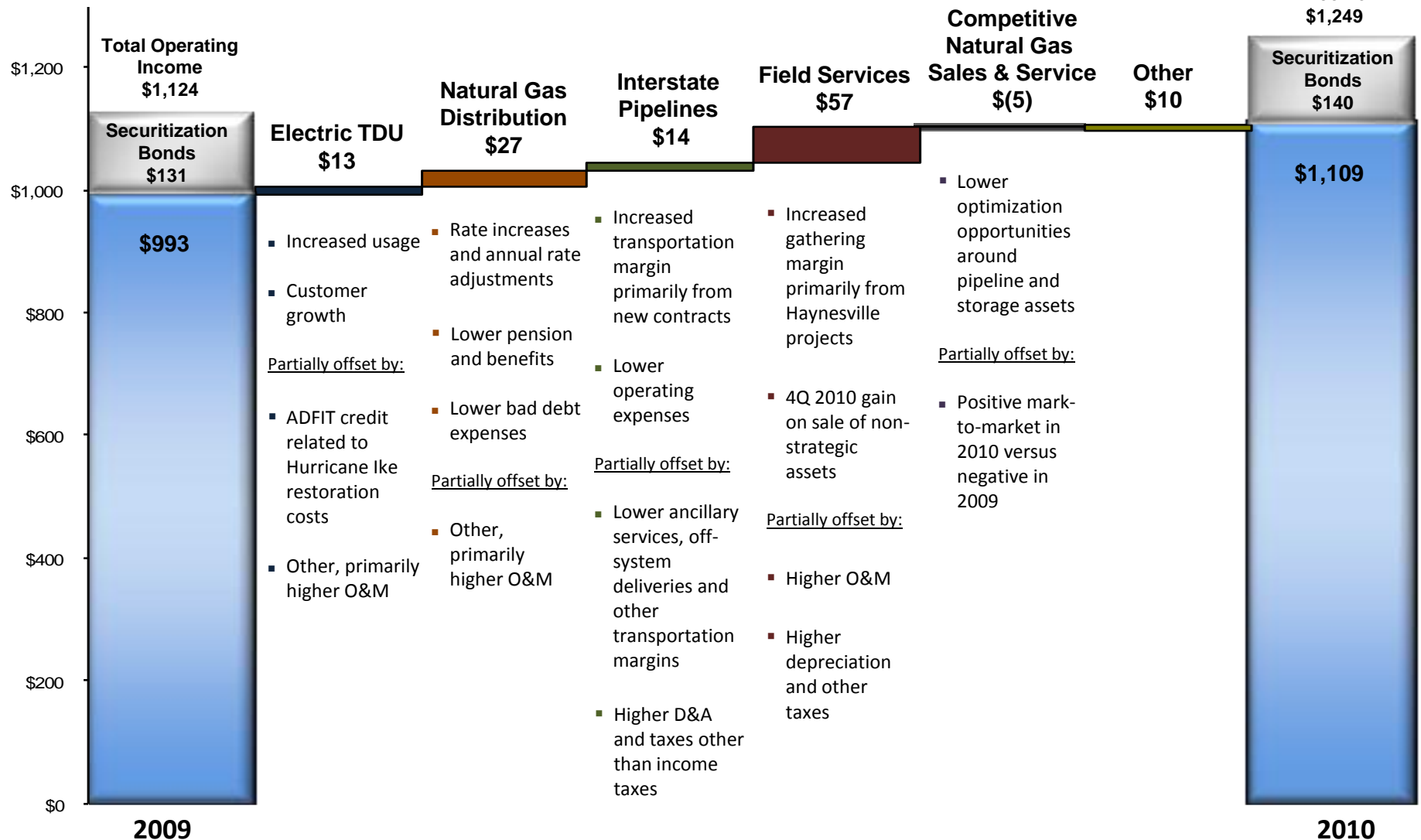
You should not place undue reliance on forward-looking statements. Each forward-looking statement speaks only as of the date of this presentation, and we undertake no obligation to publicly update or revise any forward-looking statements.

# Full Year 2010 Operating Income Drivers

12 months ended December 31, 2010

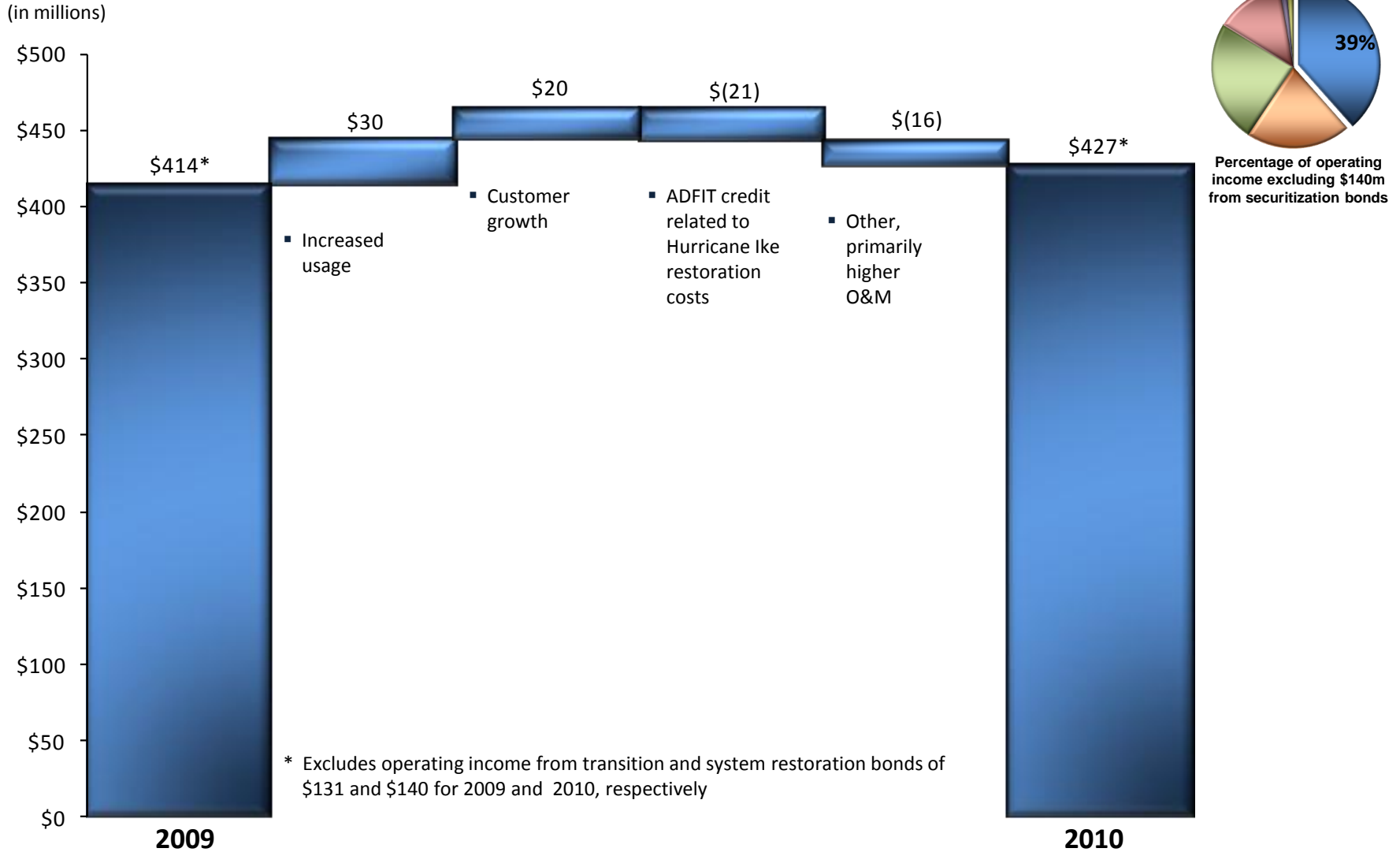


(in millions)



# Electric Transmission & Distribution

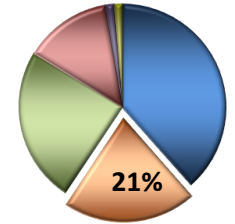
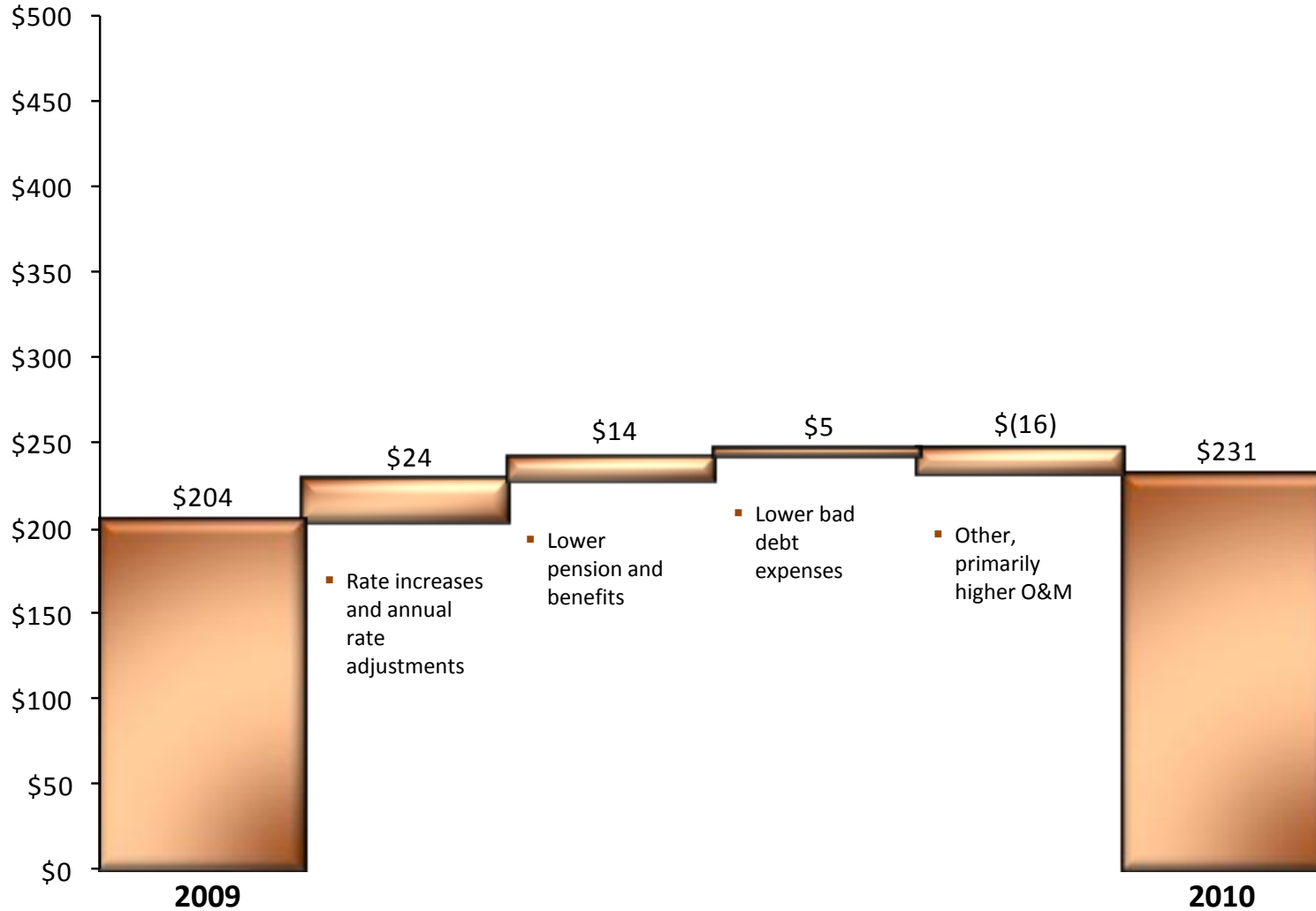
## 2010 Operating Income\* Drivers



# Natural Gas Distribution

## 2010 Operating Income Drivers

(in millions)

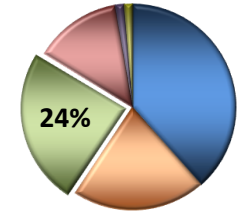
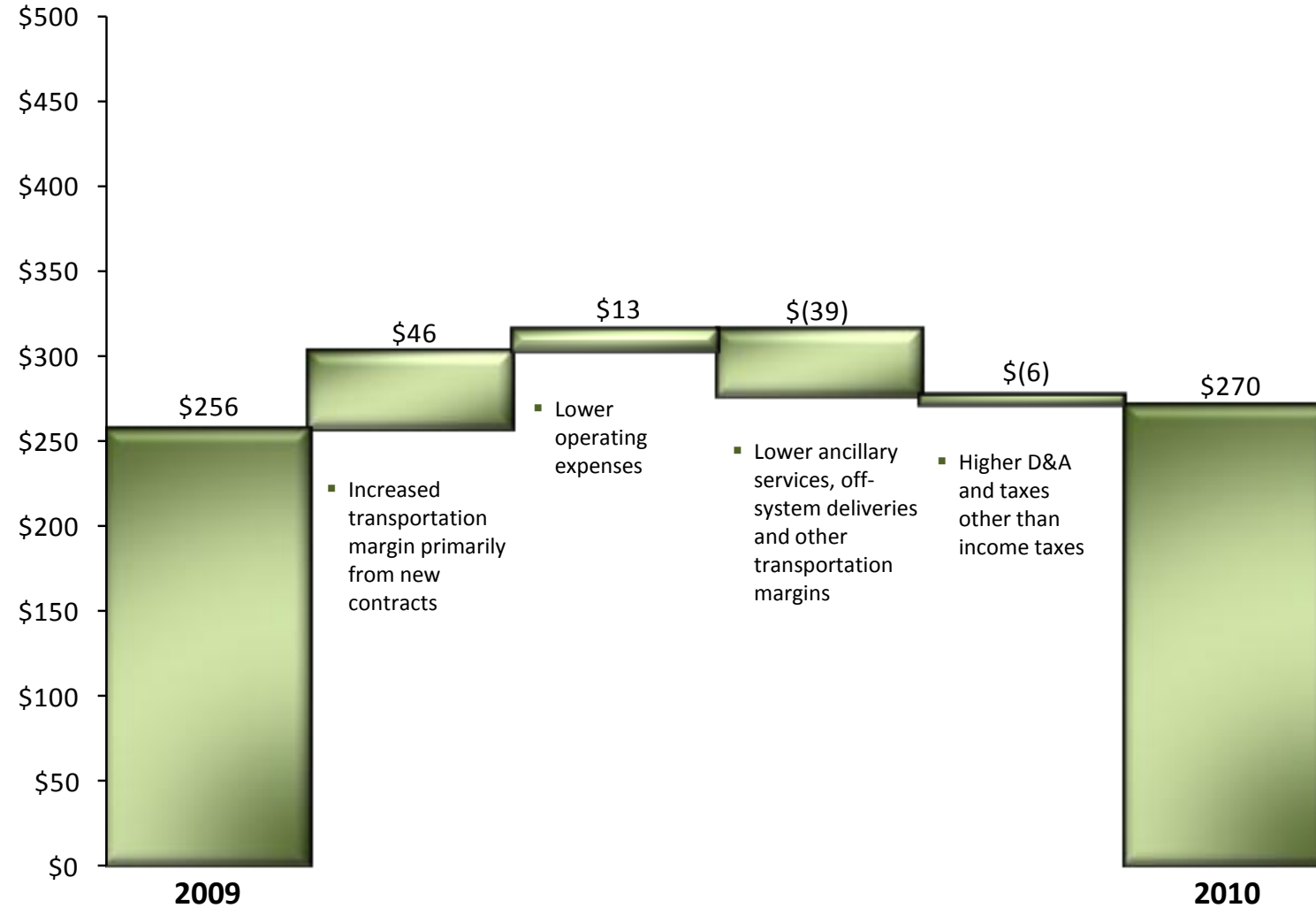


Percentage of operating income excluding \$140m from securitization bonds

# Interstate Pipelines

## 2010 Operating Income Drivers

(in millions)

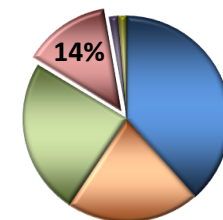
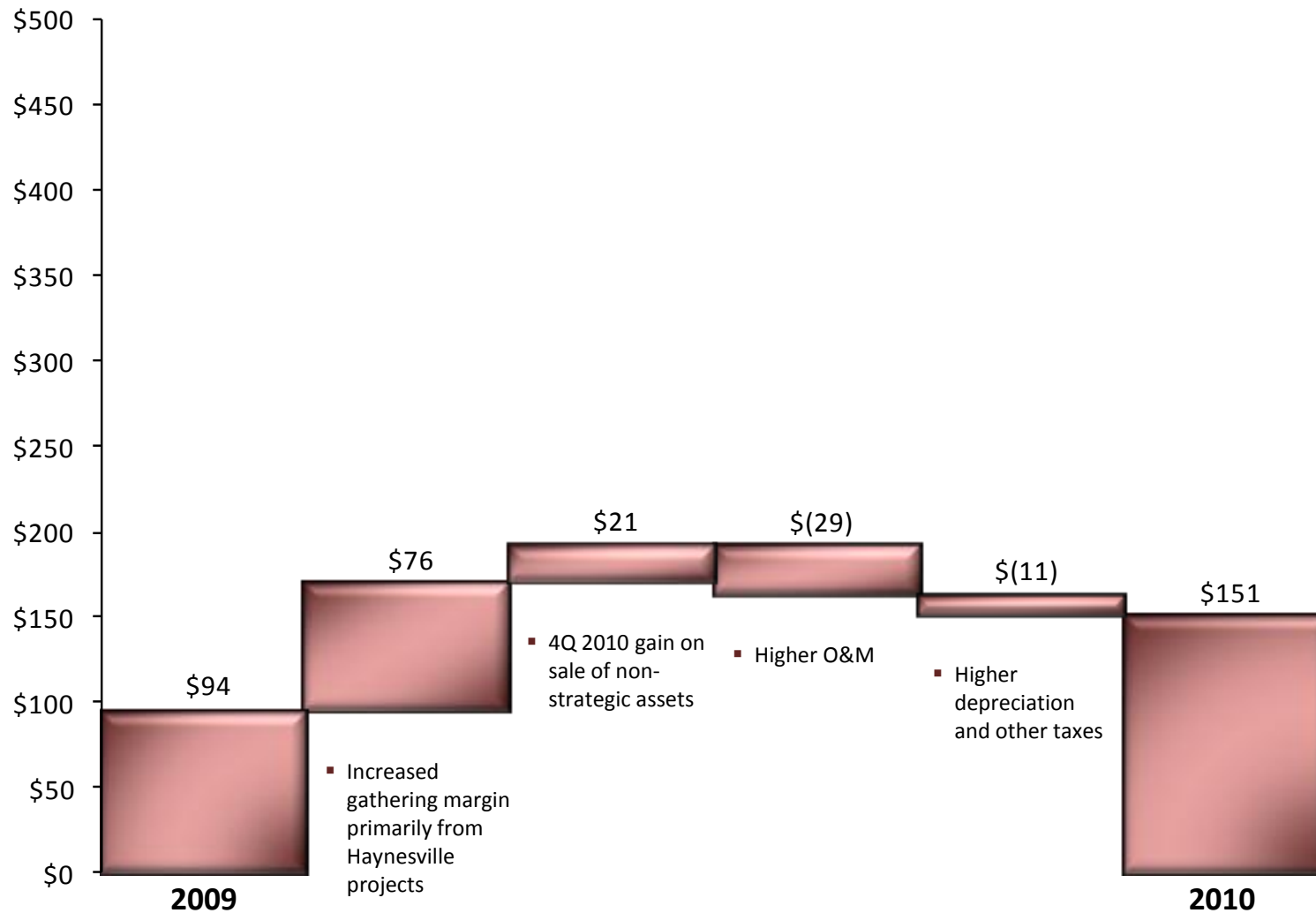


Percentage of operating income excluding \$140m from securitization bonds

# Field Services

## 2010 Operating Income Drivers

(in millions)



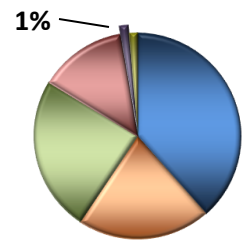
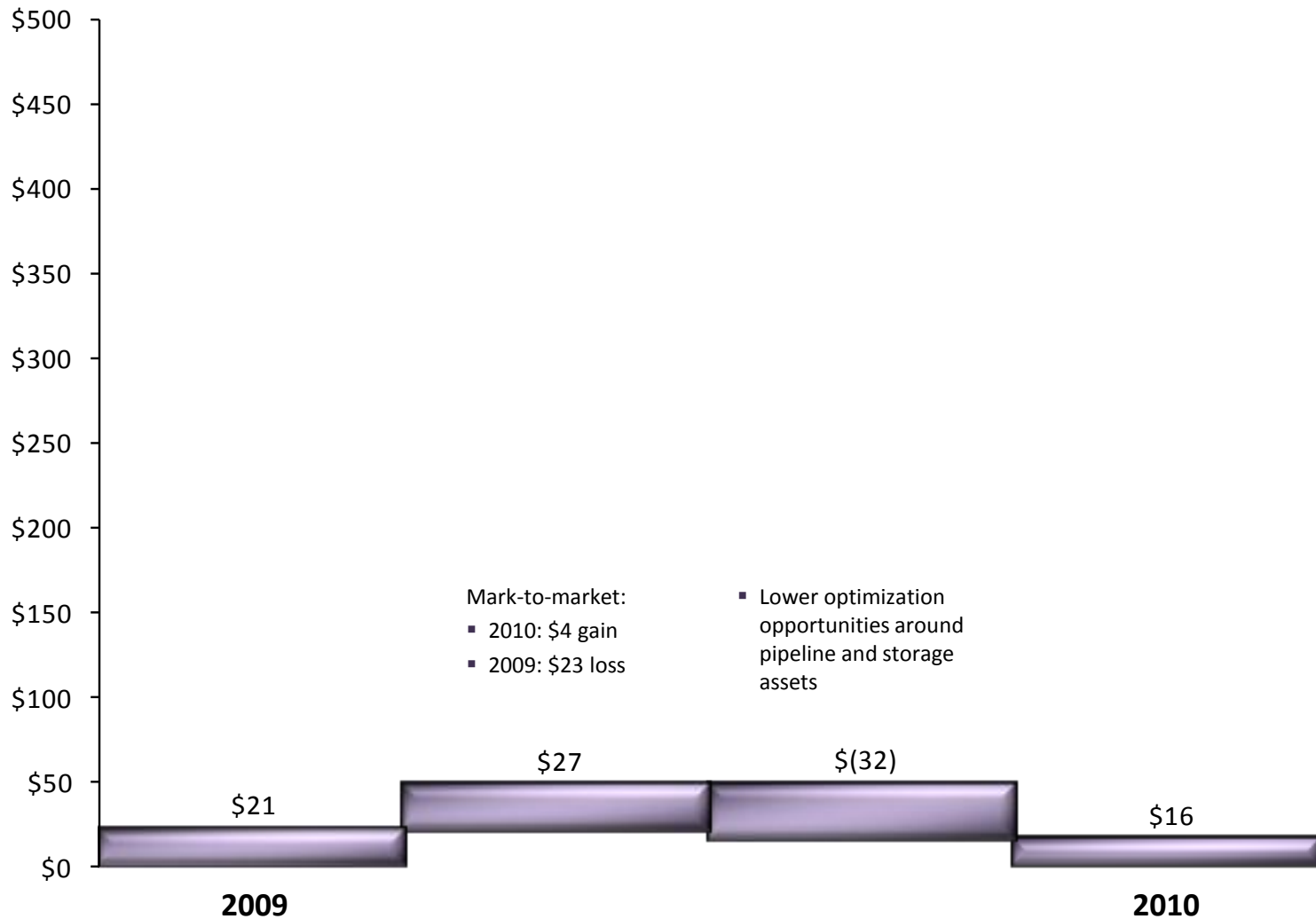
Percentage of operating income excluding \$140m from securitization bonds

# Competitive Natural Gas Sales & Services

## 2010 Operating Income Drivers



(in millions)



Percentage of operating income excluding \$140m from securitization bonds



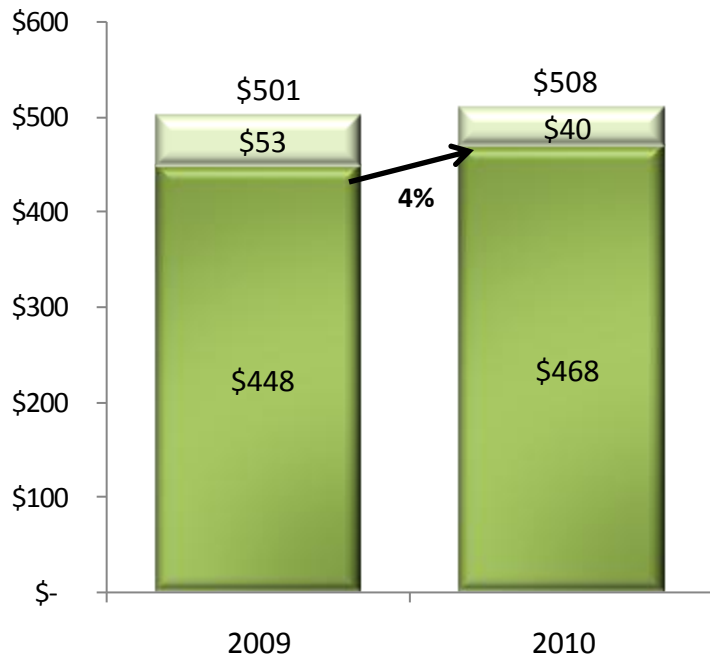
# Interstate Pipelines and Field Services

## 2010 Margin<sup>1</sup> Contribution – Solid Core Growth

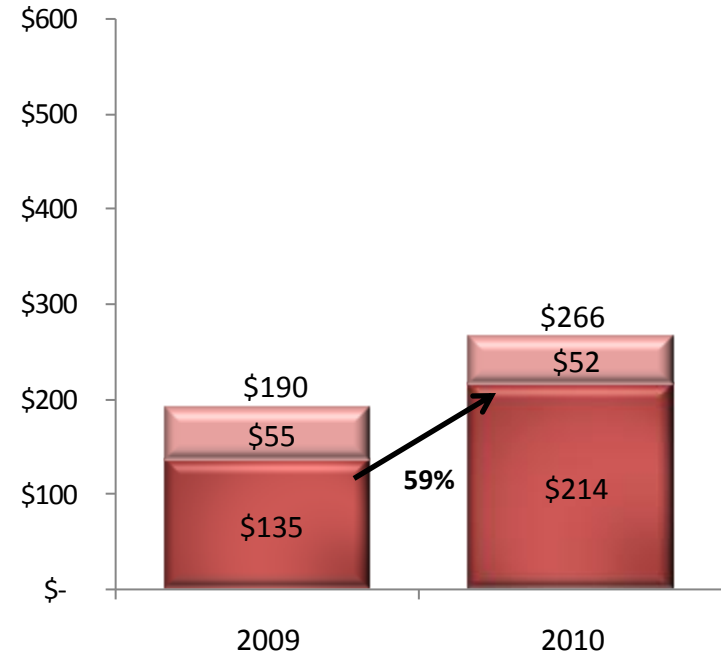


(in millions)

### Interstate Pipelines



### Field Services



■ Core Transportation Services ■ Other Margins<sup>2</sup>

■ Fee-based Gathering ■ Other Margins<sup>3</sup>

- (1) Margin equals revenues minus natural gas expense
- (2) Natural gas and ancillary services (balancing, system management, liquids)
- (3) Natural gas and liquids

## Equity issued in 2010



(in millions)	<u>No. of shares</u>	<u>Net proceeds</u>
<b>2009 Shares outstanding</b>	391.7	
Underwritten equity offering	25.3	\$ 315
Defined contribution plan	5.4	79
Dividend reinvestment plan	1.0	15
Other	1.3	7
	<hr/>	<hr/>
<b>2010 Shares outstanding</b>	<u>424.7</u>	<u>\$ 416</u>

# Long-term Debt and Capitalization Ratio

## Excluding transition and system restoration bonds\*

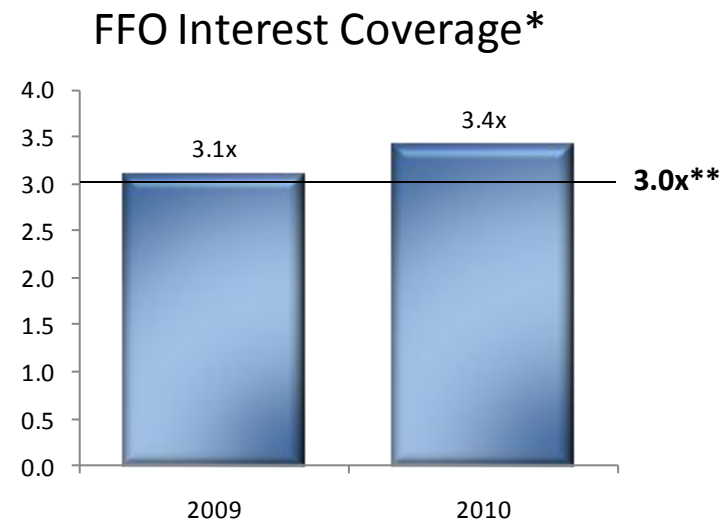
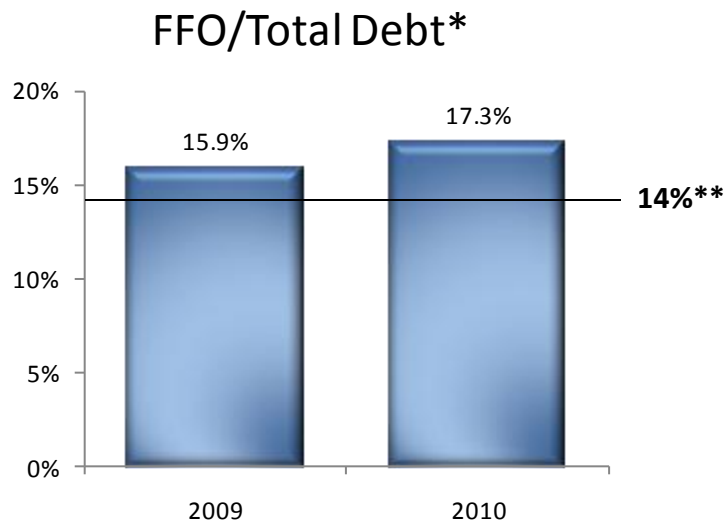


(in millions)

	<u>December 31, 2009</u>	<u>December 31, 2010</u>
Current Debt:		
Current portion of transition and system restoration bonds long-term debt	241	283
Current portion of indexed debt (ZENS) **	121	126
Current portion of other long-term debt	541	19
Long-term Debt:		
Transition and system restoration bonds	2,805	2,522
Other	6,314	6,479
Total Debt	<u>\$ 10,022</u>	<u>\$ 9,429</u>
	<u>3,046</u>	<u>2,805</u>
Total Debt, excluding transition and system restoration bonds	<u>\$ 6,976</u>	<u>\$ 6,624</u>
Total Shareholders' Equity	<u>\$ 2,639</u>	<u>\$ 3,198</u>
Total Capitalization, excluding transition and system restoration bonds	<u>\$ 9,615</u>	<u>\$ 9,822</u>
<b>Total Debt/Total Capitalization, excluding transition and system restoration bonds</b>	<b>72.6%</b>	<b>67.4%</b>

\* The transition and system restoration bonds are non-recourse to CenterPoint Energy and CenterPoint Energy Houston Electric and are serviced through collections of separate charges which are held in trust.

\*\* The debt component reflected on the financial statements was \$126 million as of December 31, 2010 and \$121 million as of December 31, 2009. The principal amount on which 2% interest is paid was \$840 million as of December 31, 2010 and December 31, 2009. The contingent principal amount payable at maturity was \$805 million as of December 31, 2010 and \$814 million as of December 31, 2009.



\* Calculated per CNP's interpretation of S&P methodology; actual calculations may include other adjustments not anticipated

\*\* Black line indicates S&P's target metrics for CNP in order to maintain its current ratings as set forth in S&P's report dated May 5, 2010

## Credit Ratings

	Moody's		S&P		Fitch	
	Rating	Outlook	Rating	Outlook	Rating	Outlook
CNP (Senior Unsecured)	Ba1	Positive	BBB-	Stable	BBB-	Stable
CEHE (Senior Secured) <sup>(1)</sup>	A3	Stable	BBB+	Stable	A-	Stable
CERC (Senior Unsecured)	Baa3	Positive	BBB	Stable	BBB	Stable

(1) General mortgage bonds and first mortgage bonds