

First Quarter 2009

Supplemental Presentation to Earnings Press Release dated May 7, 2009



BRIGHTPOINT[®]

YOUR SUCCESS IS OUR BUSINESS

| CREATIVE WIRELESS DISTRIBUTION | CUSTOMER COMMITMENT | CUSTOMIZED SERVICE |

Safe Harbor Statement

Certain information in this presentation may contain forward-looking statements regarding future events or the future performance of the Company. These statements are only predictions and actual events or results may differ materially. Please refer to the documents the Company files, from time to time, with the Securities and Exchange Commission; specifically, the Company's most recent Form 10-K and Form 10-Q and the cautionary statements and risk factors contained therein. These documents contain and identify important risk factors that could cause the actual results to differ materially from those contained in or implied by these forward-looking statements. These risk factors include, without limitation, uncertainties relating to customer plans and commitments, including, without limitation, (i) the current economic downturn could cause a severe disruption in our operations; (ii) fluctuations in regional demand patterns and economic factors could harm our operations; (iii) our debt facilities could prevent us from borrowing additional funds, if needed; (iv) collections of our accounts receivable; (v) our reliance on suppliers to provide trade credit facilities to adequately fund our on-going operations and product purchases; (vi) a significant percentage of our revenues are generated outside of the United States in countries that may have volatile currencies or other risks; (vii) the loss or reduction in orders from principal customers or a reduction in the prices we are able to charge these customers could cause our revenues to decline and impair our cash flows; (viii) the impact that seasonality may have on our business and results; (ix) we buy a significant amount of our products from a limited number of suppliers, and they may not provide us with competitive products at reasonable prices when we need them in the future; (x) our business could be harmed by consolidation of mobile operators; (xi) we make significant investments in the technology used in our business and rely on that technology to function effectively without interruptions; (xii) the fact that a substantial number of shares are eligible for future sale by Dangaard Holding and the sale of those shares could adversely affect our stock price; (xiii) our future operating results will depend on our ability to continue to increase volumes and maintain margins; (xiv) our ability to expand and implement our future growth strategy, including acquisitions; (xv) uncertainty regarding whether wireless equipment manufacturers and wireless network operators will continue to outsource aspects of their business to us; (xvi) our reliance upon third parties to manufacture products which we distribute and reliance upon their quality control procedures; (xvii) rapid technological changes in the wireless communications and data industry; (xviii) effect of natural disasters, epidemics, hostilities or terrorist attacks on our operations; (xix) intense industry competition; (xx) our ability to manage and sustain future growth at our historical or current rates; (xxi) our ability to continue to enter into relationships and financing that may provide us with minimal returns or losses on our investments; (xxii) our ability to attract and retain qualified management and other personnel, cost of complying with labor agreements and high rate of personnel turnover; (xxiii) protecting our proprietary information; (xxiv) our obligations under certain debt, lease and other contractual arrangements; (xxv) our dependence on our computer and communications systems; (xxvi) uncertainty regarding future volatility in our Common Stock price; (xxvii) potential dilution to existing shareholders from the issuance of securities under our long-term incentive plans; (xxviii) existence of anti-takeover measures; (xxix) acquisition related accounting impairment and amortization. Because of the aforementioned uncertainties affecting our future operating results, past performance should not be considered to be a reliable indicator of future performance, and investors should not use historical trends to anticipate future results or trends. The words "believe," "expect," "anticipate," "estimate" "intend," "likely", "will", "should" and "plan" and similar expressions identify forward-looking statements. Readers are cautioned not to place undue reliance on any of these forward-looking statements, which speak only as of the date that such statement was made. We undertake no obligation to update any forward-looking statement.



BRIGHTPOINT
YOUR SUCCESS IS OUR BUSINESS

CREATIVE WIRELESS DISTRIBUTION

CUSTOMER COMMITMENT

CUSTOMIZED SERVICE

Q1 2009 Financial Highlights

(Amounts in millions, except per share data)

	Q1 09	Change Fav/(Unfav)		Q1 08	Q4 08
		Yr-over-Yr	Sequential		
Wireless devices handled	18.7	(13%)	(15%)	21.6	21.9
Revenue	\$709	(40%)	(30%)	\$1,175	\$1,017
Gross margin	8.8%	1.3 pts	0.8 pts	7.5%	8.0%
SG&A %	7.4%	(1.5 pts)	(1.6 pts)	5.9%	5.8%
Operating income from cont. ops.	\$1.2	(89%)	100%	\$10.6	(\$314.6)
Income from continuing operations	(\$3.1)	(197%)	99%	\$3.2	(\$341.9)
Per diluted share	(\$0.04)	(200%)	99%	\$0.04	(\$4.21)
Net income	(\$3.1)	(497%)	99%	\$0.8	(\$346.0)
Per diluted share	(\$0.04)	(500%)	99%	\$0.01	(\$4.26)
Cash conversion cycle (days)	15	14	2	29	17
Gross-debt-to-total-capitalization	37%	(0 pts)	4 pts	37%	41%
ROIC from operations *	4%	0 pts	(3 pts)	4%	7%

NOTE: Operating Income was negatively impacted in Q4 08 by a goodwill impairment charge of \$325.9, Income from Continuing Operations, and Net Income for Q4 08 was negatively impacted by the impairment charge and \$18 million of tax reserves

* ROIC calculation for Q4 was adjusted for Goodwill impairment of \$325.9 million



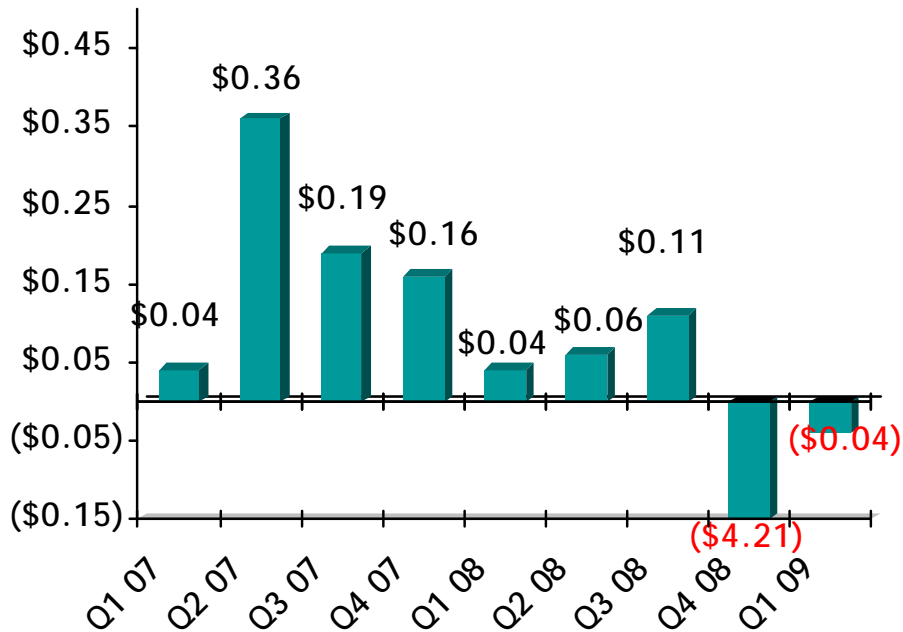
BRIGHTPOINT
YOUR SUCCESS IS OUR BUSINESS

CREATIVE WIRELESS DISTRIBUTION | CUSTOMER COMMITMENT | CUSTOMIZED SERVICE

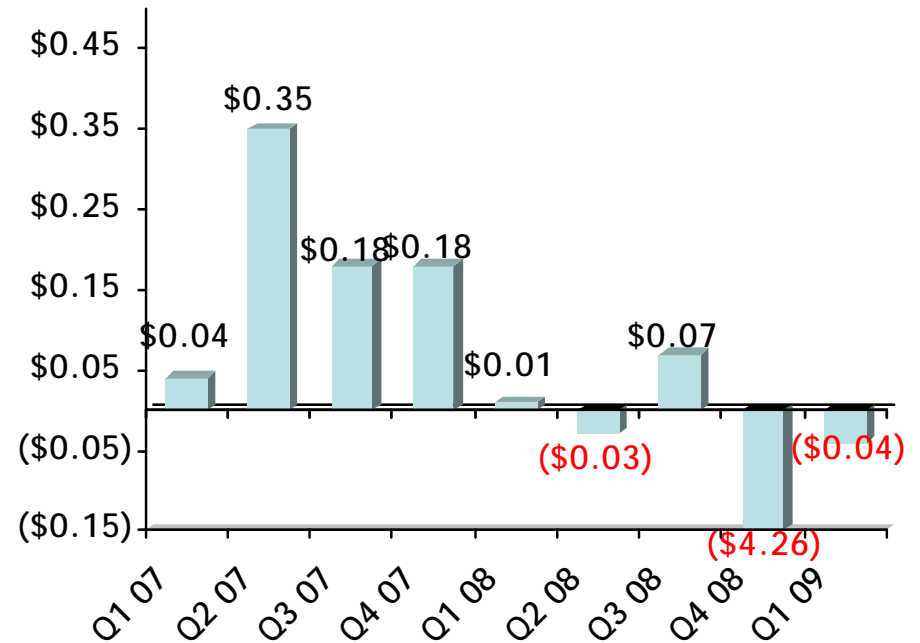
Diluted Earnings per Share

(Amounts \$ per Share)

Continuing Operations



Net Income (Loss)



Wireless Devices Handled By Service Line

(Amounts in millions of units)

Year-over-Year

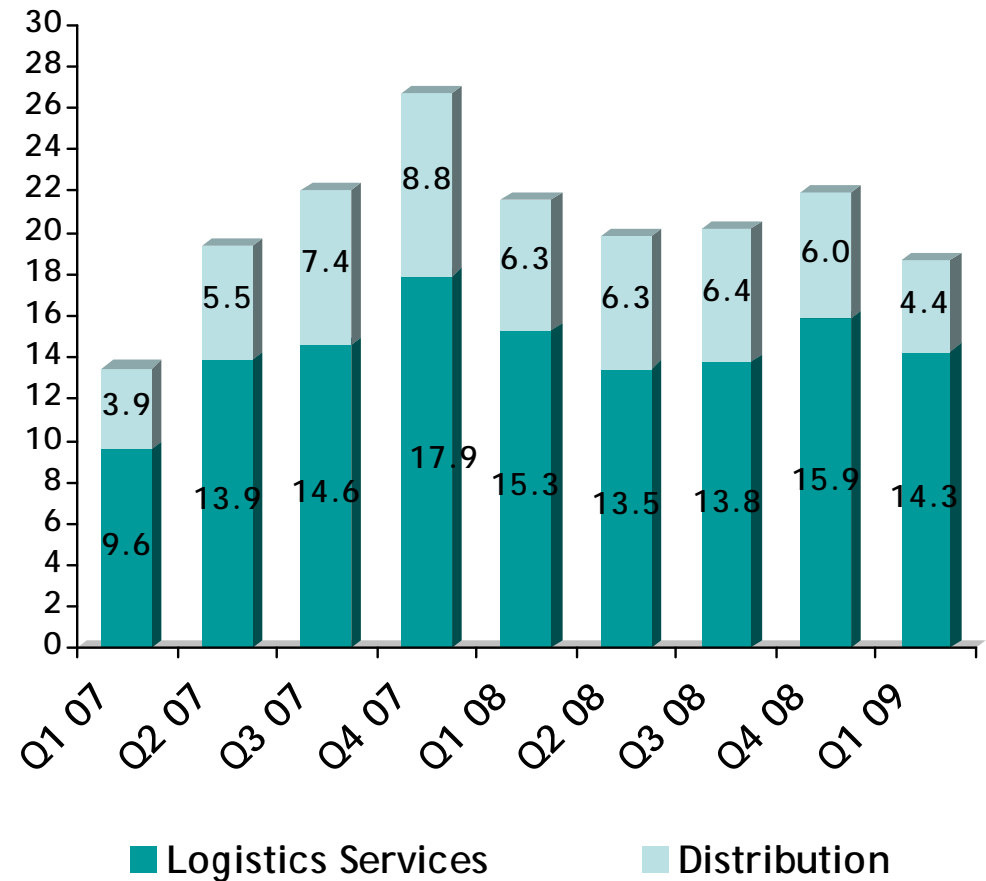
Distribution
Logistics Services
Total

	Q1 08	Q1 09	Change
Distribution	6.3	4.4	(30%)
Logistics Services	15.3	14.3	(6%)
Total	21.6	18.7	(13%)

Sequential

Distribution
Logistics Services
Total

	Q4 08	Q1 09	Change
Distribution	6.0	4.4	(27)%
Logistics Services	15.9	14.3	(10)%
Total	21.9	18.7	(15)%



BRIGHTPOINT
YOUR SUCCESS IS OUR BUSINESS

CREATIVE WIRELESS DISTRIBUTION

CUSTOMER COMMITMENT

CUSTOMIZED SERVICE

Wireless Devices Handled and Revenue by Division

(Amounts in millions)

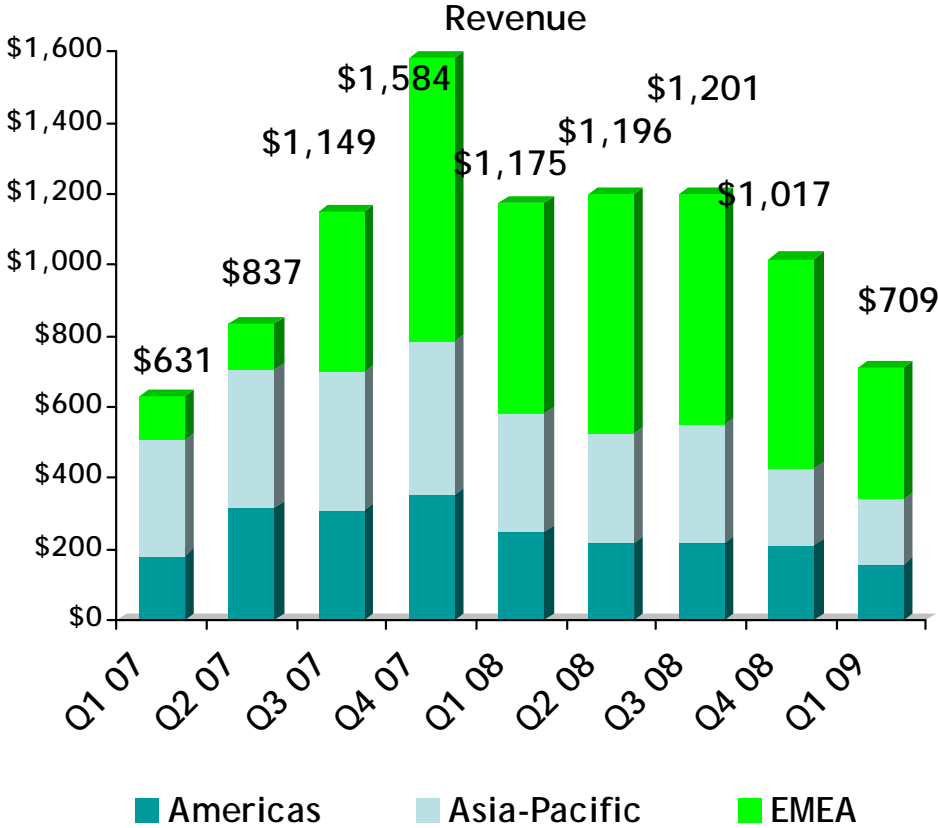
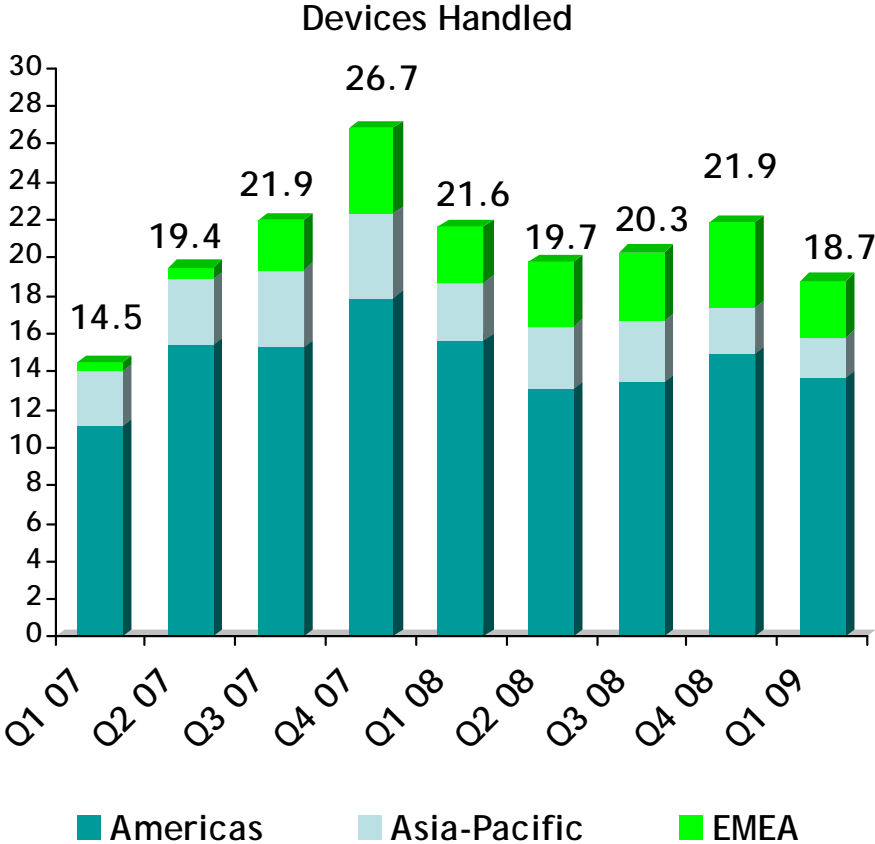
	Devices Year-over-Year			Revenue Year-over-Year		
	Q1 08	Q1 09	Change	Q1 08	Q1 09	Change
Americas	15.6	13.7	(13%)	\$248	\$157	(36%)
Asia-Pacific	3.1	2.0	(34%)	332	183	(45%)
EMEA	2.9	3.0	4%	595	369	(38%)
Total	21.6	18.7	(13%)	\$1,175	\$709	(40%)

	Devices Sequential			Revenue Sequential		
	Q4 08	Q1 09	Change	Q4 08	Q1 09	Change
Americas	14.9	13.7	(8%)	\$211	\$157	(25%)
Asia-Pacific	2.5	2.0	(19%)	214	183	(14%)
EMEA	4.5	3.0	(34%)	592	369	(38%)
Total	21.9	18.7	(15%)	\$1,017	\$709	(30%)



Wireless Devices Handled and Revenue by Division

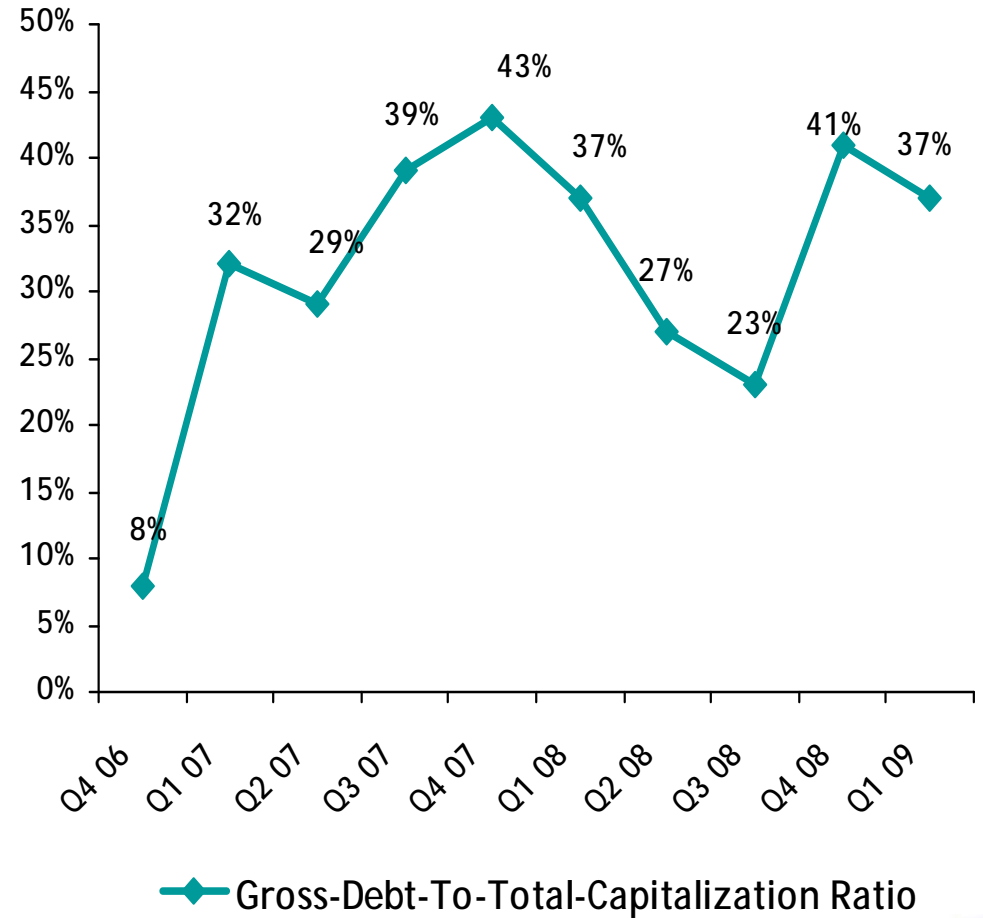
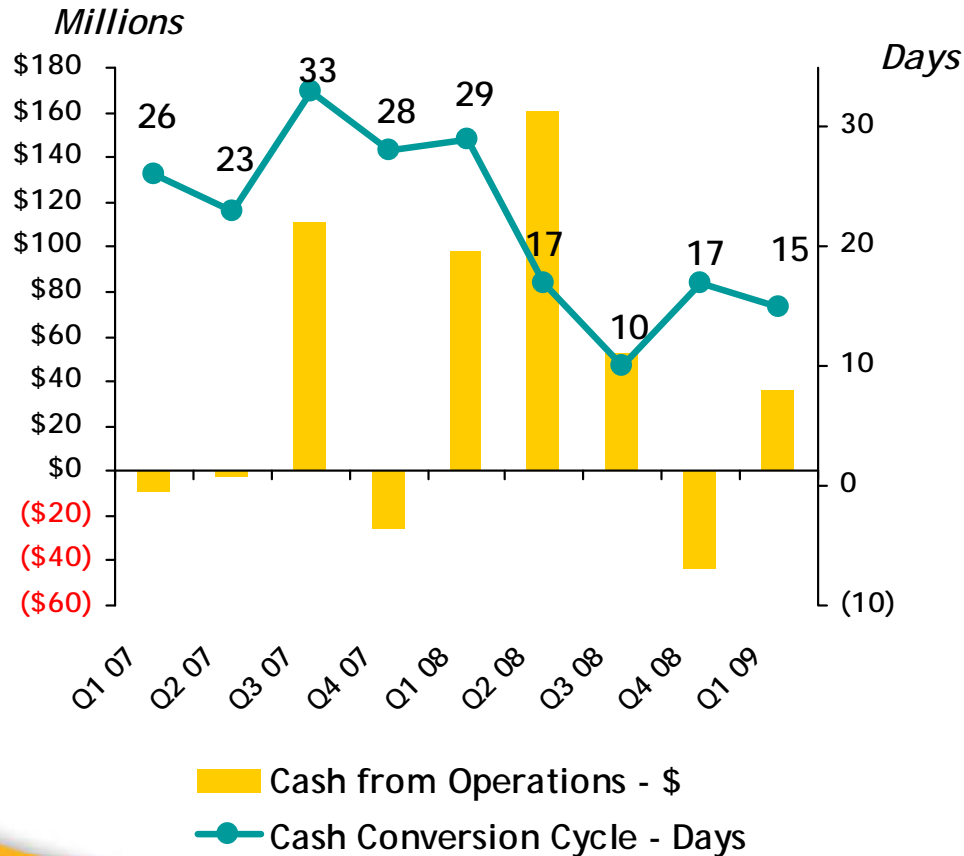
(Amounts in millions)




Balance Sheet Metrics

Cash Flow from Operations & Conversion Cycle

Gross-Debt-To-Total-Capitalization





Appendix

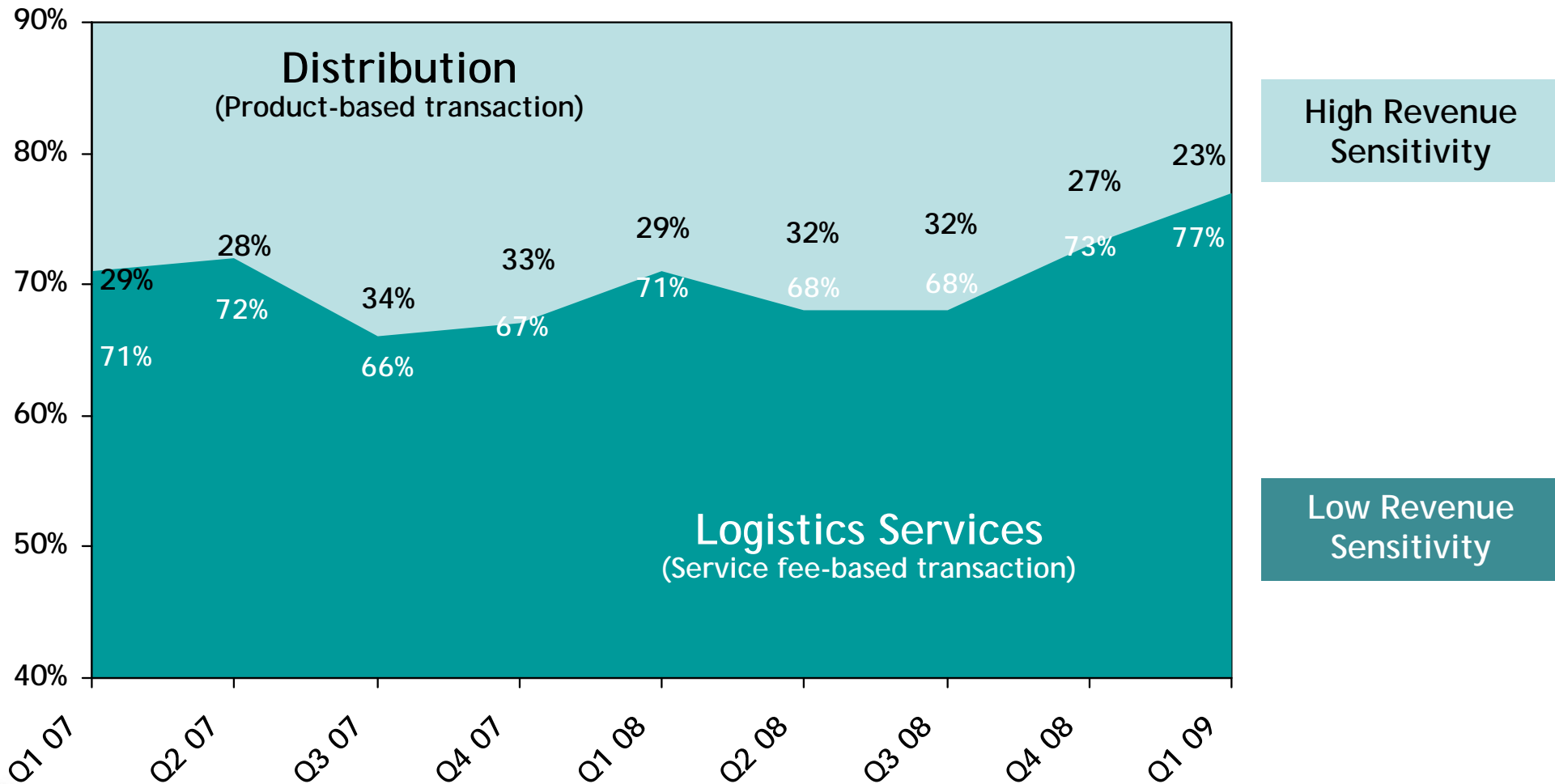


BRIGHTPOINT[®]
YOUR SUCCESS IS OUR BUSINESS

| CREATIVE WIRELESS DISTRIBUTION | CUSTOMER COMMITMENT | CUSTOMIZED SERVICE |

Wireless Devices Handled Mix Shift

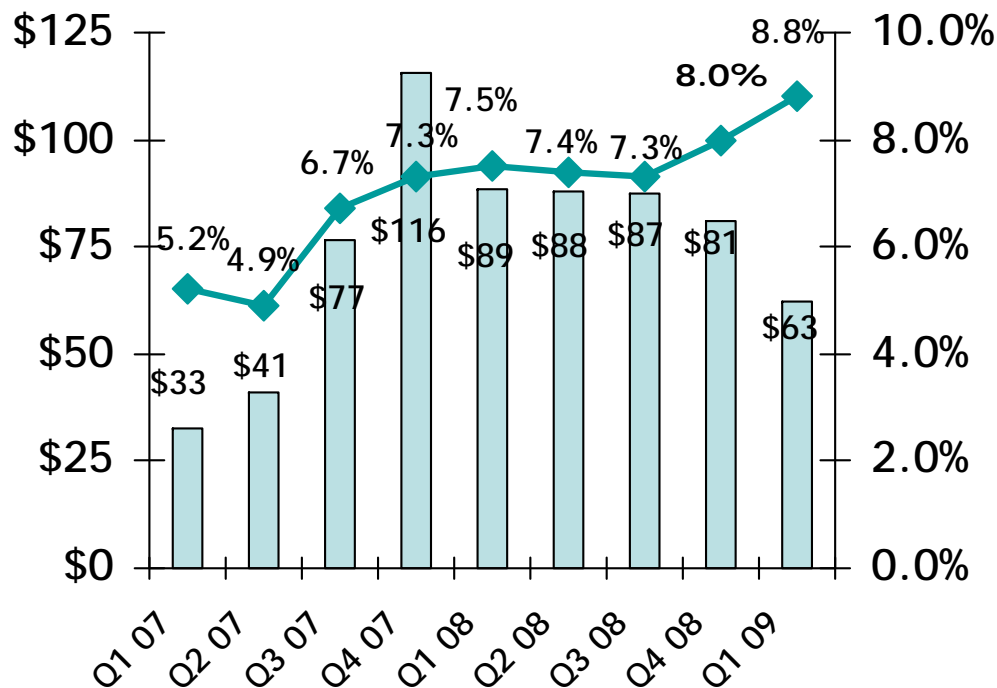
(Amounts represent percentage of wireless devices handled by service line)



Gross Profit & Operating Income

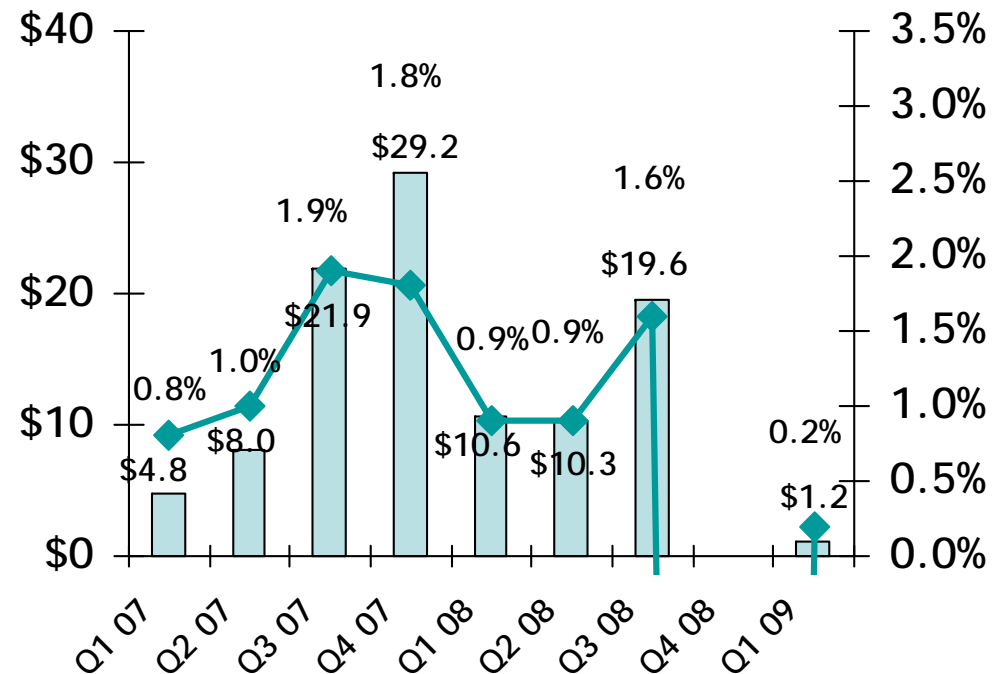
(Dollar amounts in millions)

Gross Profit \$ / Gross Margin %



Operating Income Operating Margin

Operating Income \$ / Operating Margin %



Operating Income Operating Margin

NOTE: Operating income for Q4 08 is (\$314.6) due to the goodwill impairment charge of \$325.9



BRIGHTPOINT
YOUR SUCCESS IS OUR BUSINESS

CREATIVE WIRELESS DISTRIBUTION | CUSTOMER COMMITMENT | CUSTOMIZED SERVICE

Statements of Operations Summary

(Amounts in millions, except per share data)

	Q1 07	Q2 07	Q3 07	Q4 07	Q1 08	Q2 08	Q3 08	Q4 08	Q1 09
Revenue	\$631	\$837	\$1,149	\$1,584	\$1,175	\$1,196	\$1,201	\$1,017	\$709
Gross profit	\$32.6	\$41.0	\$76.8	\$115.5	\$88.6	\$88.0	\$87.4	\$80.9	\$62.5
Gross margin	5.2%	4.9%	6.7%	7.3%	7.5%	7.4%	7.3%	8.0%	8.8%
SG&A expenses	\$27.7	\$32.3	\$50.8	\$71.9	\$69.8	\$69.9	\$62.3	\$59.3	\$52.5
SG&A %	4.4%	3.9%	4.4%	4.5%	5.9%	5.8%	5.2%	5.8%	7.4%
Operating income	\$4.8	\$8.0	\$21.9	\$29.2	\$10.6	\$10.3	\$19.6	(\$314.6)	\$1.2
Operating margin	0.8%	1.0%	1.9%	1.8%	0.9%	0.9%	1.6%	(30.9%)	0.2%
continuing ops. per diluted share	\$0.04	\$0.36	\$0.19	\$0.16	\$0.04	\$0.06	\$0.11	(\$4.21)	(\$0.04)

NOTE: Operating Income was negatively impacted in Q4 08 by a goodwill impairment charge of \$325.9, Income from Continuing Operations, and Net Income for Q4 08 was negatively impacted by the impairment charge and \$18 million of tax reserves



BRIGHTPOINT
YOUR SUCCESS IS OUR BUSINESS

CREATIVE WIRELESS DISTRIBUTION | CUSTOMER COMMITMENT | CUSTOMIZED SERVICE

Balance Sheet Summary

(Amounts in millions)

	Q1 07	Q2 07	Q3 07	Q4 07	Q1 08	Q2 08	Q3 08	Q4 08	Q1 09
Cash	\$48	\$44	\$66	\$102	\$91	\$107	\$101	\$57	\$54
A/R	285	323	621	754	579	623	544	500	347
Inventory	354	258	419	475	471	385	313	290	208
Other current assets	27	24	55	69	71	70	66	61	63
Total current assets	715	649	1,161	1,401	1,211	1,184	1,025	908	671
Goodwill, intangible, and fixed assets	118	138	592	571	604	635	601	238	227
Total assets	\$833	\$787	\$1,753	\$1,972	\$1,815	\$1,819	\$1,626	\$1,146	\$898
Current & other liabilities	524	450	728	856	737	847	763	673	477
Bank borrowings	9	11	97	19	22	16	1	1	4
Other borrowings	86	84	280	442	356	228	185	176	135
Other liabilities and minority interest	14	13	48	54	62	53	53	45	43
Total liabilities	\$633	\$558	\$1,153	\$1,371	\$1,177	\$1,144	\$1,002	\$895	\$659
Equity	200	229	600	601	638	675	624	251	239
Total liabilities & equity	\$833	\$787	\$1,753	\$1,972	\$1,815	\$1,819	\$1,626	\$1,146	\$898

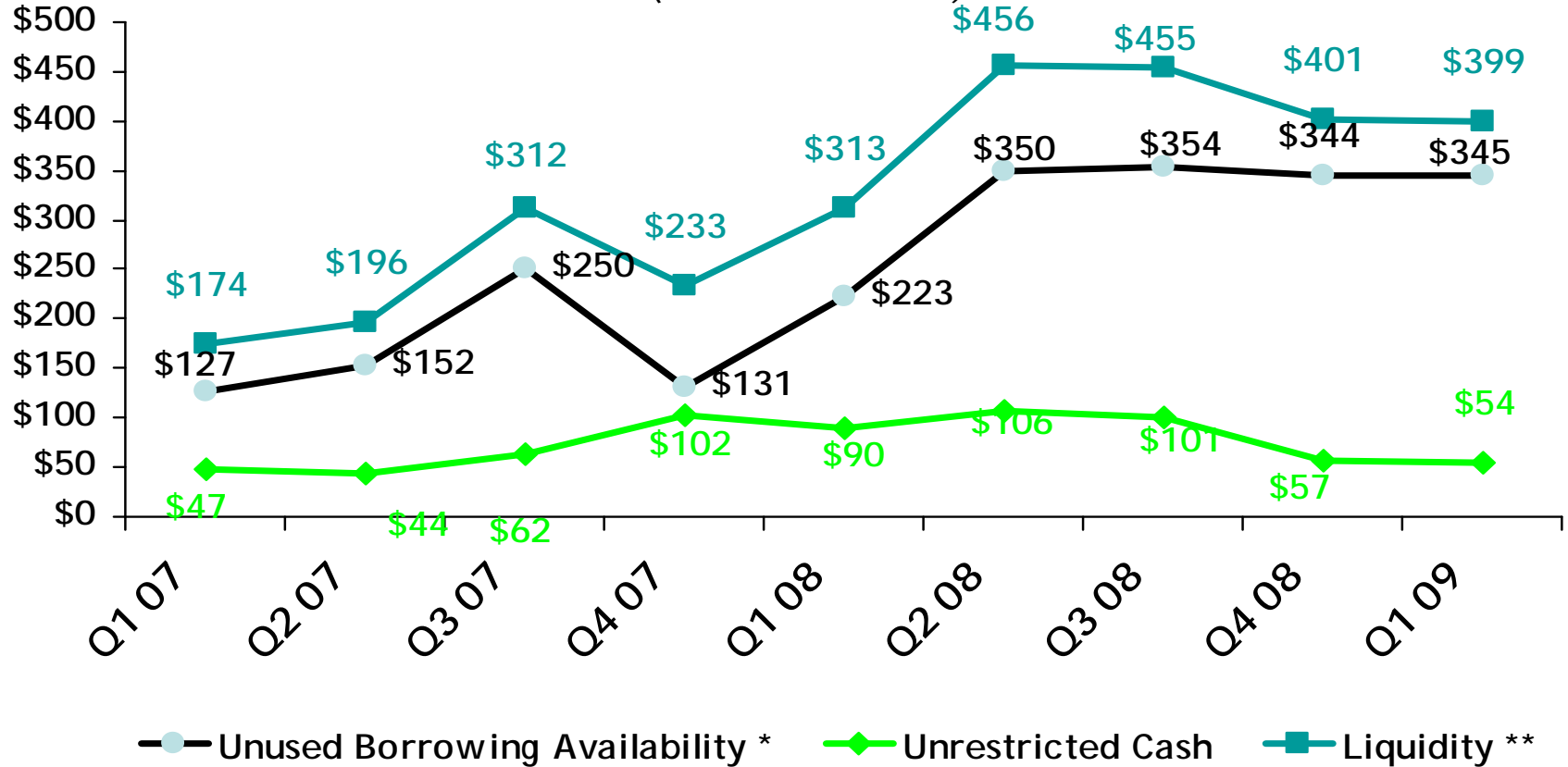


BRIGHTPOINT®
YOUR SUCCESS IS OUR BUSINESS

CREATIVE WIRELESS DISTRIBUTION | CUSTOMER COMMITMENT | CUSTOMIZED SERVICE

Liquidity

(Amounts in millions)

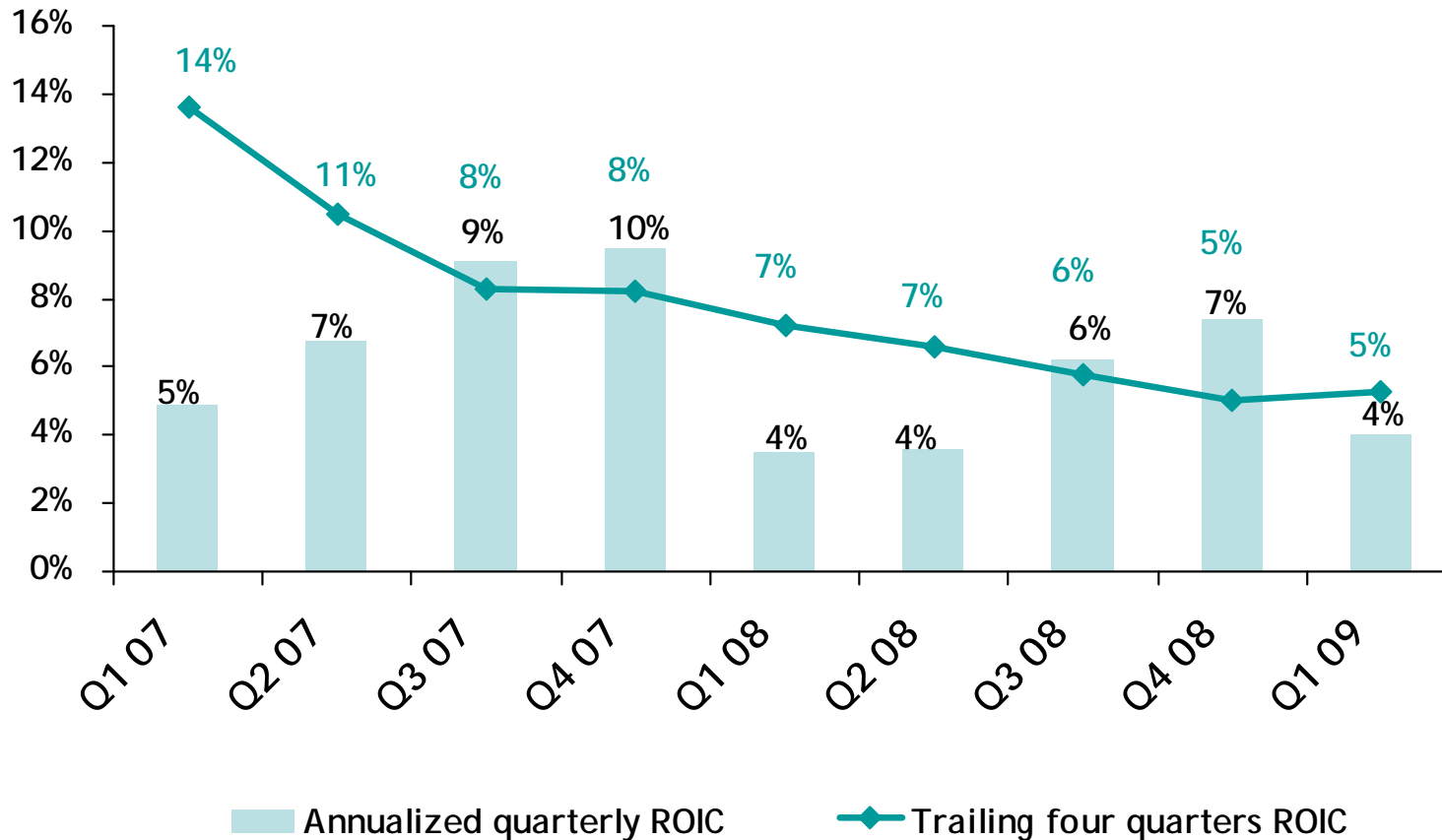


* Reduced by letters of credit outstanding backed by the related credit facility

** Liquidity = unrestricted cash + unused borrowing availability



Return on Invested Capital From Operations




NOTE: ROIC calculation for Q4 was adjusted for Goodwill impairment of \$325.9 million



BRIGHTPOINT®
YOUR SUCCESS IS OUR BUSINESS

CREATIVE WIRELESS DISTRIBUTION | CUSTOMER COMMITMENT | CUSTOMIZED SERVICE



First Quarter 2009

Supplemental Presentation to
Earnings Press Release dated
May 7, 2009



BRIGHTPOINT[®]

YOUR SUCCESS IS OUR BUSINESS

| CREATIVE WIRELESS DISTRIBUTION | CUSTOMER COMMITMENT | CUSTOMIZED SERVICE |