

# POTENTIAL FROM CORE GROWTH

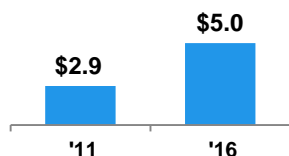
We are focused on creating value by leveraging our structural competitive advantages to drive profitable growth as the U.S. housing market continues in an elongated recovery.

## 5 YEAR GROWTH

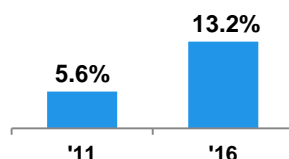
### Demonstrated Success

### 5 Year Growth

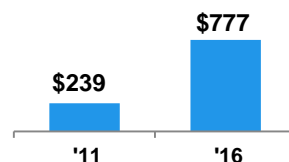
**NET SALES**  
(\$ in Billions)



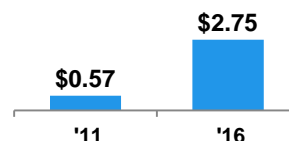
**Operating Margin<sup>1</sup>**



**EBITDA<sup>1</sup>**  
(\$ in Millions)



**EPS<sup>1</sup>**



**72%**

**7.6 pts**

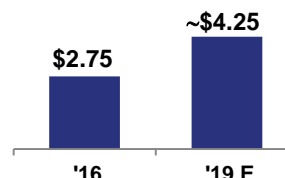
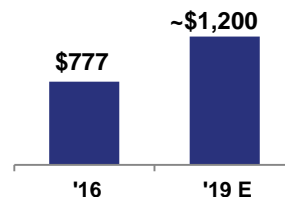
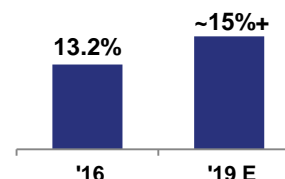
**225%**

**382%**

## 3 YEAR FUTURE GROWTH POTENTIAL

### Continued Performance\*

### 3 Year Growth\*



**~30%**

**~2.0+ pts**

**~54%**

**~55%**

# DISCLAIMER

This presentation contains certain “forward-looking statements” regarding business strategies, market potential, future financial performance and other matters, including all statements with respect to “Continued Performance,” “Three Year Growth,” “Outlook,” “Future Potential” and “guidance” and statements with words such as “will,” “should,” “could,” “expects,” “potential,” “estimates” or “projected.” Where, in any forward-looking statement, we express an expectation or belief as to future results or events, such expectation or belief is based on the current plans and expectations at the time of this presentation. Although we believe that these statements are based on reasonable assumptions, they are subject to numerous factors, risks and uncertainties that could cause actual outcomes and results to be materially different from those indicated in such statements, including the risks described in our Annual Report on Form 10-K as filed with the Securities and Exchange Commission. Except as required by law, we undertake no obligation to update or revise any forward-looking statements to reflect changed assumptions, the occurrence of anticipated or unanticipated events, new information or changes to future results over time or otherwise.

This presentation includes financial measures, including EBITDA before charges/gains, Net Debt to EBITDA, operating income before charges/gains, net income, return on invested capital, operating margin before charges/gains, and diluted EPS before charges/gains, that are derived on the basis of methodologies other than in accordance with U.S. generally accepted accounting principles (GAAP). We offer these measures to assist investors in assessing our financial performance and liquidity under GAAP, but investors should not rely on these measures as a substitute for any GAAP measure, including net income or operating income. In addition, these measures may be inconsistent with similarly titled measures presented by other companies. For more information, including reconciliations of these non-GAAP financial measures to the most comparable GAAP measures, please visit the “Investor Center” section of the Company’s website at [www.FBHS.com](http://www.FBHS.com).