



# **FORM 10-K**

## **MANKIND CORP – MNKD**

**Filed: March 16, 2007 (period: December 31, 2006)**

Annual report which provides a comprehensive overview of the company for the past year

# Table of Contents

## PART I

[Item 1. Business 3](#)

## PART I

[Item 1. Business](#)

[Item 1A. Risk Factors](#)

[Item 1B. Unresolved Staff Comments.](#)

[Item 2. Properties](#)

[Item 3. Legal Proceedings](#)

[Item 4. Submission of Matters to a Vote of Security Holders](#)

## PART II

[Item 5. Market for the Registrant's Common Equity, Related Stockholder Matters and Issuer Purchase o](#)

[Item 6. Selected Financial Data](#)

[Item 7. Management's Discussion and Analysis of Financial Condition and Results of Operations](#)

[Item 7A. Quantitative and Qualitative Disclosures About Market Risk](#)

[Item 8. Financial Statements and Supplementary Data](#)

[Item 9. Changes in and Disagreements with Accountants on Accounting and Financial Disclosure](#)

[Item 9A. Controls and Procedures](#)

[Item 9B. Other Information.](#)

## PART III

[Item 10. Directors and Executive Officers of the Registrant.](#)

[Item 11. Executive Compensation](#)

[Item 12. Security Ownership of Certain Beneficial Owners and Management and Related Stockholder Matt](#)

[Item 13. Certain Relationships and Related Transactions](#)

[Item 14. Principal Accounting Fees and Services](#)

## PART IV

[Item 15. Exhibits and Financial Statement Schedules](#)

[SIGNATURES](#)

[INDEX TO FINANCIAL STATEMENTS](#)

[EX-23.1 \(EXHIBIT 23.1\)](#)

[EX-31.1 \(EXHIBIT 31.1\)](#)

[EX-31.2 \(EXHIBIT 31.2\)](#)

[EX-32 \(EXHIBIT 32\)](#)

**UNITED STATES SECURITIES AND EXCHANGE COMMISSION**

**Washington, D.C. 20549**

**Form 10-K**

**ANNUAL REPORT PURSUANT TO SECTION 13 OR 15(d) OF THE SECURITIES EXCHANGE ACT OF 1934**

**For the fiscal year ended December 31, 2006**

or

**TRANSITION REPORT PURSUANT TO SECTION 13 OR 15(d) OF THE SECURITIES EXCHANGE ACT OF 1934**

**For the transition period from            to            .**

**Commission file number: 000-50865**

**MannKind Corporation**

*(Exact name of registrant as specified in its charter)*

**Delaware**

*(State or other jurisdiction of incorporation or organization)*

**13-3607736**

*(I.R.S. Employer Identification No.)*

**28903 North Avenue Paine  
Valencia, California**

*(Address of principal executive offices)*

**91355**

*(Zip Code)*

**Registrant's telephone number, including area code**

**(661) 775-5300**

**Securities registered pursuant to Section 12(b) of the Act:**

**None**

**Securities registered pursuant to Section 12(g) of the Act:**

**Common Stock, par value \$0.01 per share**

*(Title of class)*

Indicate by check mark if the registrant is a well-known seasoned issuer, as defined in Rule 405 of the Securities Act. Yes  No

Indicate by check mark if the registrant is not required to file reports pursuant to Section 13 or Section 15(d) of the Act. Yes  No

Indicate by check mark whether the registrant (1) has filed all reports required to be filed by Section 13 or 15(d) of the Securities Exchange Act of 1934 during the preceding 12 months (or for such shorter period that the registrant was required to file such reports), and (2) has been subject to such filing requirements for the past 90 days. Yes  No

Indicate by check mark if disclosure of delinquent filers pursuant to Item 405 of Regulation S-K is not contained herein, and will not be contained, to the best of registrant's knowledge, in definitive proxy or information statements incorporated by reference in Part III of this Form 10-K or any amendment to this Form 10-K.

Indicate by check mark whether the registrant is a large accelerated filer, an accelerated filer or a non-accelerated filer. See definition of "accelerated filer" and "large accelerated filer" in Rule 12b-2 of the Act. (Check one):

Large accelerated filer  Accelerated filer  Non-accelerated filer

Indicate by check mark whether the registrant is a shell company (as defined in Rule 12b-2 of the Act). Yes  No

As of June 30, 2006, the aggregate market value of the voting stock held by non-affiliates of the registrant, computed by reference to the last sale price of such stock as of such date on the Nasdaq Global Market, was approximately \$538,945,000.

As of March 8, 2007, there were 73,402,052 shares of the registrant's Common Stock outstanding.

**DOCUMENTS INCORPORATED BY REFERENCE:**

Portions of the registrant's definitive Proxy Statement for the 2006 Annual Meeting of Stockholders to be filed with the Securities and Exchange Commission pursuant to Regulation 14A not later than 120 days after the end of the fiscal year covered by this Form 10-K, are incorporated by reference in Part III, Items 10-14 of this Form 10-K.

**MANNKIND CORPORATION**  
**Annual Report on Form 10-K**  
**For the Fiscal Year Ended December 31, 2006**

**TABLE OF CONTENTS**

		<u>Page</u>
<b><u>PART I</u></b>		
<a href="#"><u>Item 1.</u></a>	<a href="#"><u>Business</u></a>	3
<a href="#"><u>Item 1A.</u></a>	<a href="#"><u>Risk Factors</u></a>	27
<a href="#"><u>Item 1B.</u></a>	<a href="#"><u>Unresolved Staff Comments</u></a>	46
<a href="#"><u>Item 2.</u></a>	<a href="#"><u>Properties</u></a>	47
<a href="#"><u>Item 3.</u></a>	<a href="#"><u>Legal Proceedings</u></a>	47
<a href="#"><u>Item 4.</u></a>	<a href="#"><u>Submission of Matters to a Vote of Security Holders</u></a>	47
<b><u>PART II</u></b>		
<a href="#"><u>Item 5.</u></a>	<a href="#"><u>Market for the Registrant's Common Equity, Related Stockholder Matters and Issuer Purchases of Equity Securities</u></a>	48
<a href="#"><u>Item 6.</u></a>	<a href="#"><u>Selected Financial Data</u></a>	50
<a href="#"><u>Item 7.</u></a>	<a href="#"><u>Management's Discussion and Analysis of Financial Condition and Results of Operations</u></a>	51
<a href="#"><u>Item 7A.</u></a>	<a href="#"><u>Quantitative and Qualitative Disclosures About Market Risk</u></a>	59
<a href="#"><u>Item 8.</u></a>	<a href="#"><u>Financial Statements and Supplementary Data</u></a>	60
	<a href="#"><u>REPORT OF INDEPENDENT REGISTERED PUBLIC ACCOUNTING FIRM</u></a>	69
	<a href="#"><u>CONSOLIDATED BALANCE SHEETS</u></a>	70
	<a href="#"><u>STATEMENTS OF OPERATIONS</u></a>	71
	<a href="#"><u>STATEMENTS OF STOCKHOLDERS' EQUITY (DEFICIT)</u></a>	72
	<a href="#"><u>STATEMENTS OF CASH FLOWS</u></a>	76
	<a href="#"><u>NOTES TO FINANCIAL STATEMENTS</u></a>	78
<a href="#"><u>Item 9.</u></a>	<a href="#"><u>Changes in and Disagreements with Accountants on Accounting and Financial Disclosure</u></a>	60
<a href="#"><u>Item 9A.</u></a>	<a href="#"><u>Controls and Procedures</u></a>	60
<a href="#"><u>Item 9B.</u></a>	<a href="#"><u>Other Information</u></a>	62
<b><u>PART III</u></b>		
<a href="#"><u>Item 10.</u></a>	<a href="#"><u>Directors and Executive Officers of the Registrant</u></a>	62
<a href="#"><u>Item 11.</u></a>	<a href="#"><u>Executive Compensation</u></a>	62
<a href="#"><u>Item 12.</u></a>	<a href="#"><u>Security Ownership of Certain Beneficial Owners and Management and Related Stockholder Matters</u></a>	62
<a href="#"><u>Item 13.</u></a>	<a href="#"><u>Certain Relationships and Related Transactions</u></a>	62
<a href="#"><u>Item 14.</u></a>	<a href="#"><u>Principal Accounting Fees and Services</u></a>	62
<b><u>PART IV</u></b>		
<a href="#"><u>Item 15.</u></a>	<a href="#"><u>Exhibits and Financial Statement Schedules</u></a>	63
<a href="#"><u>Signatures</u></a>		66
<a href="#"><u>EXHIBIT 23.1</u></a>		
<a href="#"><u>EXHIBIT 31.1</u></a>		
<a href="#"><u>EXHIBIT 31.2</u></a>		
<a href="#"><u>EXHIBIT 32</u></a>		

## Forward-Looking Statements

Statements in this report that are not strictly historical in nature are forward-looking statements. These statements include, but are not limited to, statements about: the progress or success of our research, development and clinical programs, the timing of completion of enrollment in our clinical trials, the timing of the interim analyses and the timing or success of the commercialization of our Technosphere Insulin System, or any other products or therapies that we may develop; our ability to market, commercialize and achieve market acceptance for our Technosphere Insulin System, or any other products or therapies that we may develop; our ability to protect our intellectual property and operate our business without infringing upon the intellectual property rights of others; our estimates for future performance; our estimates regarding anticipated operating losses, future revenues, capital requirements and our needs for additional financing; and scientific studies and the conclusions we draw from them. In some cases, you can identify forward-looking statements by terms such as “anticipates,” “believes,” “could,” “estimates,” “expects,” “goal,” “intends,” “may,” “plans,” “potential,” “predicts,” “projects,” “should,” “will,” “would,” and similar expressions intended to identify forward-looking statements. These statements are only predictions or conclusions based on current information and expectations and involve a number of risks and uncertainties. The underlying information and expectations are likely to change over time. Actual events or results may differ materially from those projected in the forward-looking statements due to various factors, including, but not limited to, those set forth under the caption “Risks and Uncertainties That May Affect Results” and elsewhere in this report. Except as required by law, we undertake no obligation to publicly update or revise any forward-looking statements, whether as a result of new information, future events or otherwise.

Technosphere® and MedTone® are our registered trademarks in the United States. We have also applied for or registered company trademarks in other jurisdictions, including Europe and Japan. This document also contains trademarks and service marks of other companies that are the property of their respective owners.

## PART I

### Item 1. *Business*

Unless the context requires otherwise, the words “MannKind,” “we,” “company,” “us” and “our” refer to MannKind Corporation and its subsidiary.

### OVERVIEW

MannKind Corporation is a biopharmaceutical company focused on the discovery, development and commercialization of therapeutic products for diseases such as diabetes and cancer. Our lead investigational product candidate, the Technosphere Insulin System, is currently in phase 3 clinical trials in the United States, Europe and Latin America to study its safety and efficacy in the treatment of diabetes. This dry powder therapy consists of our proprietary Technosphere particles onto which insulin molecules are loaded. These loaded particles are then aerosolized and inhaled into the deep lung using our proprietary MedTone inhaler. We believe that the performance characteristics, unique kinetics, convenience and ease of use of the Technosphere Insulin System may have the potential to change the way diabetes is treated.

In particular, we have observed in our clinical trials to date that the Technosphere Insulin System produces a profile of insulin levels in the bloodstream that approximates the insulin profile normally seen in healthy individuals immediately following the beginning of a meal, but which is absent in patients with diabetes. Specifically, Technosphere Insulin is rapidly absorbed into the bloodstream following inhalation, reaching peak levels within 12 to 14 minutes. As a result of this rapid onset of action, most of the glucose-lowering activity of Technosphere Insulin occurs within the first three hours of administration — which is generally when glucose becomes available from a meal — instead of the much longer duration of action observed when insulin is injected subcutaneously. We believe that the relatively short duration of action of Technosphere Insulin reduces the need for patients to snack between meals in order to manage ongoing blood glucose excursions. In our clinical trials, we have observed that patients using the Technosphere Insulin System have achieved significant reductions in post-meal glucose excursions and significant improvements in overall glucose control, as measured by decreases in glycosylated hemoglobin, or HbA1c, levels, without the weight gain typically associated with insulin therapy.

In our clinical trials to date, we have observed no difference in pulmonary function between patients treated with Technosphere Insulin and patients treated with standard diabetes care. However, the longest study that we have completed so far is a six-month trial. In September 2006, we completed patient enrollment in a pivotal, two-year, Phase 3 safety study of the Technosphere Insulin System that will compare the pulmonary function of diabetes patients randomized to either Technosphere Insulin or standard diabetes care. We are continuing to enroll patients in three other major Phase 3 clinical trials, two of which are pivotal efficacy trials. Based on our discussions with the Food and Drug Administration, or FDA, we plan to accumulate two years of controlled safety data before we file a new drug application for the Technosphere Insulin System. We anticipate that our entire clinical trial program, including several special population studies, will involve more than 4,500 patients. Larger populations and longer durations of exposure may be necessary depending on the safety profile of our product.

Our Technosphere Insulin System utilizes our proprietary Technosphere formulation technology, which is based on a class of organic molecules that are designed to self-assemble into small particles onto which drug molecules can be loaded. We are developing additional Technosphere-based products for the delivery of other drugs. In addition to these products, we are developing therapies for the treatment of solid tumor cancers. We initiated Phase 1 clinical trials of a therapeutic cancer vaccine in January 2007.

We were incorporated in the State of Delaware in 1991. Our principal executive offices are located at 28903 North Avenue Paine, Valencia, California 91355, and our telephone number at that address is (661) 775-5300. Our website address is <http://www.mannkindcorp.com>. Our filings with the Securities and Exchange Commission, or SEC, including our annual report on Form 10-K, quarterly reports on Form 10-Q, current reports on Form 8-K and any amendments to those reports are available free of charge through our website as soon as reasonably practicable after being electronically filed with or furnished to the SEC.

## **OVERVIEW OF DIABETES**

Diabetes is a major disease characterized by the body's inability to properly regulate levels of blood glucose, or blood sugar. The cells of the body use glucose as fuel, which is consumed 24 hours a day. Between meals, when glucose is not being supplied from food, the liver releases glucose into the blood to sustain adequate levels. Insulin is a hormone produced by the pancreas that regulates the body's blood glucose levels. Patients with diabetes develop abnormally high levels of glucose, a state known as hyperglycemia, either because they produce insufficient levels of insulin or because they fail to respond adequately to insulin produced by the body. Over time, poorly controlled levels of blood glucose can lead to major complications, including high blood pressure, blindness, amputations, kidney failure, heart attack, stroke and death.

According to the United States Centers for Disease Control, or CDC, approximately 20.8 million people in the United States, or 7% of the population, suffered from diabetes as of 2005. The CDC estimated that 14.6 million cases of diabetes were diagnosed and under treatment and that 1.5 million new cases would be diagnosed in 2005. More troubling is the fact that the incidence of diabetes is increasing. A study published by *Diabetes Care* in 2006 projected that in 2050 there would be 48.3 million people with diagnosed diabetes in the United States. Diabetes extracts a heavy toll from those who suffer from it. The CDC reported that diabetes was the sixth leading cause of death listed on death certificates in 2002, but that diabetes was likely to be underreported as a cause of death. Overall, the CDC found that the risk of death among people with diabetes is about twice that of people without diabetes of similar age. The economic costs of diabetes are high as well. The American Diabetes Association estimated that, in 2002, the total cost of diabetes in the United States was \$132 billion. This amount includes \$12 billion of direct costs for drug treatment for glucose control, of which approximately \$7 billion were for insulin and delivery supplies and approximately \$5 billion were for non-insulin oral medications.

There are two major forms of diabetes, type 1 and type 2. Type 1 diabetes is an autoimmune disease characterized by a complete lack of insulin secretion by the pancreas, so insulin must be supplied from outside the body in order to sustain life. In type 2 diabetes, the pancreas continues to produce insulin; however, insulin-dependent cells become resistant toward the insulin effect. Over time, the pancreas becomes increasingly unable to secrete adequate amounts of insulin to support metabolism. According to the CDC, type 2 diabetes is the more prevalent form of the disease, affecting approximately 90% to 95% of people diagnosed with diabetes.

## Challenges of treating type 2 diabetes

Typically, the treatment of type 2 diabetes starts with management of diet and exercise and progresses to treatment with various oral medications and then to treatment with insulin. Treatment with diet and exercise alone is not an effective long-term solution for most patients with type 2 diabetes. Oral medications — which act predominantly by increasing the amount of insulin produced by the pancreas, by increasing the sensitivity of insulin-dependent cells or by reducing the glucose output of the liver — generally have significant adverse effects and are limited in their ability to manage the disease effectively.

Insulin therapy usually involves administering several subcutaneous needle injections of insulin each day. Although this treatment regimen is accepted as an effective means to control glucose levels, it has limitations, including:

- the need for injections;
- the risk of severe hypoglycemia, abnormally low levels of blood glucose that result from excessive insulin administration. Hypoglycemia can result in loss of mental acuity, confusion, increased heart rate, hunger, sweating and faintness and, at very low glucose levels, loss of consciousness, seizures, coma and death.
- the need for complex titration of insulin doses in connection with meals;
- inadequate post-meal glucose control;
- the need for frequent glucose monitoring with finger pricks; and
- the likelihood of weight gain.

Particularly because of the dislike of injections and finger pricks, patients tend not to comply adequately with the prescribed treatment regimens and are often improperly medicated. Moreover, even when properly administered, subcutaneous injections of insulin do not replicate the natural time-action profile of insulin. In a person without diabetes, blood insulin levels rise within several minutes of the entry into the bloodstream of glucose from a meal. By contrast, injected insulin enters the bloodstream slowly, resulting in peak insulin levels in about 120 to 180 minutes for regular human insulin or 30–90 minutes for “rapid-acting” insulin analogs. The consequence is for patients with diabetes to have inadequate levels of insulin present at the initiation of a meal and to be over-insulinized between meals. This lag in insulin delivery results in hyperglycemia early after meal onset, followed by a tendency for hypoglycemia to develop during the period between meals. Physicians who treat patients with diabetes are concerned about the risks of hypoglycemia and, as a result, tend to undertreat the chronic hyperglycemia that is associated with the disease. However, the resultant extensive hyperglycemia significantly contributes to many of the long-term cardiovascular and other serious complications of diabetes.

There are two components to the hyperglycemia concern. The first component is related to the duration and magnitude of the chronic sustained hyperglycemia associated with poorly controlled diabetes. This component is assessed by measuring HbA1c levels, which are a measure of the average blood glucose levels over the preceding three or four months. HbA1c levels are an indication of overall glucose control, and an important goal of all diabetes therapies is to lower HbA1c levels. The second component of hyperglycemia relates to the extent of acute glucose fluctuations above and below the average level. These fluctuations occur in response to meals and can be managed by diabetes medications, including insulin. In a clinical setting, this component is assessed by determining the mean amplitude of glucose excursions that occur following the ingestion of a meal.

There is evidence that acute glucose fluctuations may be the more significant factor contributing to the cardiovascular complications of diabetes, which are thought to stem from the activation of a mechanism known as oxidative stress that causes cellular damage. A recent study of patients with type 2 diabetes reported in the *Journal of the American Medical Association* in April 2006 found that the urinary levels of a marker for oxidative stress were significantly correlated with the mean amplitude of glucose excursions during the post-meal period. This study concluded that acute glucose fluctuations may trigger oxidative stress, suggesting that doctors and patients should emphasize the management of acute glucose fluctuations as well as the goal of lowering HbA1c levels.

The results of a long-term study support the view that controlling acute glucose fluctuations contributes to a reduced risk for the cardiovascular complications of diabetes. In the Diabetes Control and Complications Trial



(DCCT) conducted by the National Institutes of Health, a group of patients treated using conventional insulin therapy (1–2 insulin injections per day along with daily urine glucose tests) was compared to a group treated using intensive insulin therapy (either an insulin pump or at least 3 insulin injections and at least 4 blood glucose tests per day). In total, 1,441 patients were followed for an average of 6.5 years each. Intensive insulin therapy produced a significant reduction in HbA1c levels compared to conventional insulin therapy; the difference between treatment groups remained evident for the duration of the study. Moreover, the patients who had been intensively treated also showed significant decreases in risk for kidney and eye damage compared to the conventional treatment group. When these results were reported, the DCCT was discontinued; however, a group of 1,375 of these subjects (half from each of the original treatment groups) was subsequently followed in the Epidemiology of Diabetes Interventions and Complications (EDIC) study. After seven years in the EDIC study, the HbA1c levels of the former conventional therapy group did not differ from the HbA1c levels of the former intensive treatment group — the HbA1c levels of the former conventional therapy group had improved from the DCCT while those of the former intensive group had declined. However, the former conventional therapy group continued to show an elevated risk of kidney and eye damage compared to the former intensive therapy group, according a report published in the *Journal of the American Medical Association* in May 2002. These findings led to the conclusion that intensive insulin therapy — which would be expected to reduce acute glucose fluctuations — can be beneficial for patients with diabetes, even years after the therapy has been less intensified. However, the EDIC also demonstrates how intensive insulin therapy is difficult for many patients to implement in a home setting.

Even if intensive insulin therapy is implemented, the available insulin products are not able to enter the bloodstream fast enough to replicate the tight coupling between changes in blood glucose levels and the release of insulin by the pancreas that is seen in healthy individuals without diabetes. The early insulin response following glucose ingestion is an important part of maintaining control over glucose levels during the post-meal period. It is thought that the early surge of insulin levels shuts off glucose production by the liver, which otherwise would continue to release glucose into the bloodstream at the same time that glucose is being absorbed from the meal. This avoids hyperglycemia during mealtime and prevents the pancreas from having to secrete an excessive amount of insulin during the period between meals. Patients with diabetes, however, have little or no ability to secrete insulin rapidly in response to the onset of a meal. Without an adequate means to deliver insulin to the bloodstream rapidly enough to approximate the early insulin secretion seen in healthy individuals following a meal, patients with diabetes end up experiencing an endless series of glucose fluctuations, triggered by the meals and the sluggish insulin they take to control meal-time glucose. This shortcoming is a significant obstacle to the effectiveness of currently available insulin therapy for the treatment of diabetes.

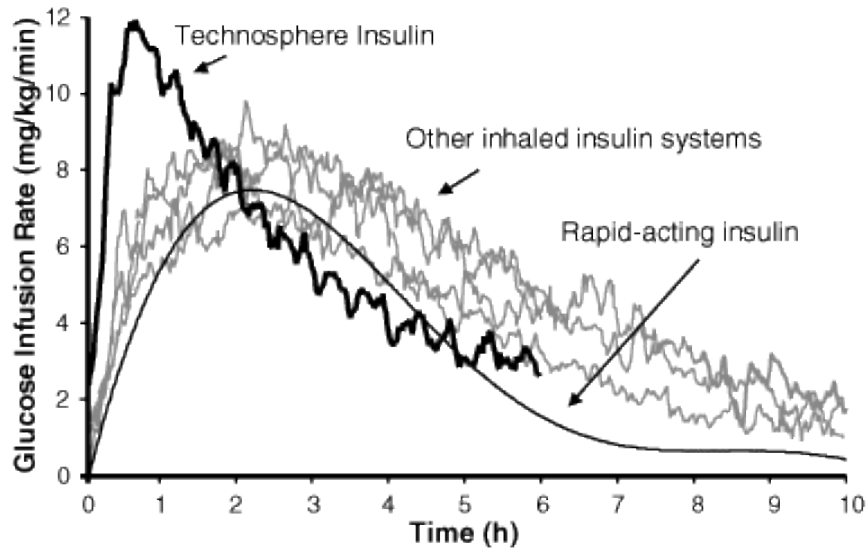
## **THE MANKIND SOLUTION**

### **Addresses a core defect in diabetes in a manner unlike any other insulin therapy**

In our clinical studies to date, we have consistently observed that the Technosphere Insulin System produces a profile of insulin levels in the bloodstream that approximates the early insulin secretion normally seen in healthy individuals immediately following the beginning of a meal.

This performance characteristic distinguishes the Technosphere Insulin System from other insulin therapies. A 2004 review article in the *British Journal of Diabetes and Vascular Diseases* surveyed the data published on pulmonary insulin products in development and compared their glucose-lowering activity to that of injectable rapid-acting insulin analogs. The graph below from this article shows that most pulmonary insulin formulations have comparable time-action profiles to injectable rapid-acting insulin. The one exception was the Technosphere Insulin System, which has been observed to have a much more rapid onset of action than the other insulin therapies reviewed.

### Time-action profiles of inhaled insulin systems compared to a rapid-acting insulin analog

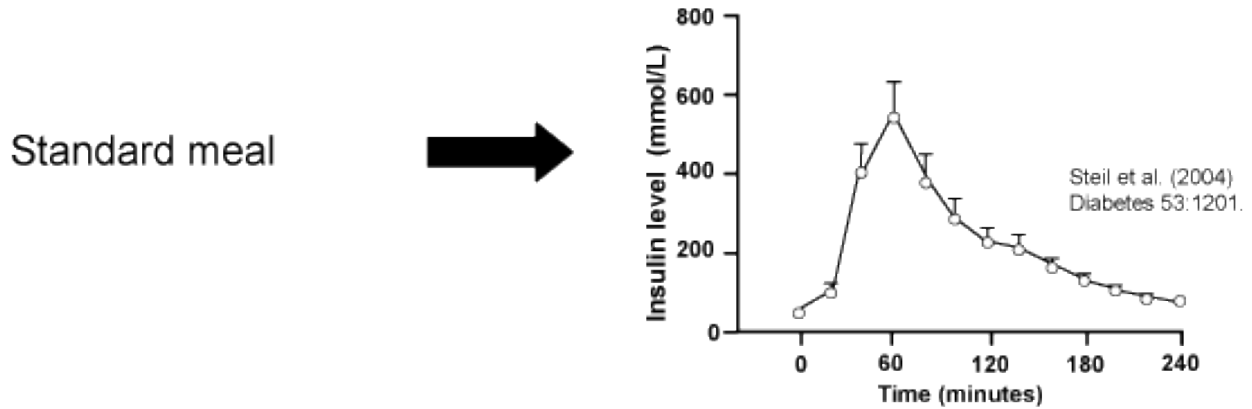


We believe the rapid action of Technosphere Insulin may be related to the unique aspects of both the carrier molecule as well as the way insulin is stabilized in our formulation. Our Technosphere formulation technology is centered on a class of pH-sensitive organic molecules that self-assemble into small particles under mildly acidic conditions. Certain drugs, such as insulin, can be loaded onto these particles by combining a mildly acidic solution of the drug with a suspension of Technosphere material, which is then dried to a powder. This powder is then filled into plastic cartridges and packaged. To administer Technosphere Insulin, a patient loads a cartridge into our palm-sized inhaler. By inhaling through the inhaler, air is pulled through the cartridge, which aerosolizes the powder and pulls the particles into the air current and out through the mouthpiece. The individual particles within this aerosol are small and have aerodynamic properties that enable them to fly deep into the lungs. When the particles contact the moist lung surface with its neutral pH, the Technosphere particles dissolve immediately, releasing the insulin molecules to diffuse across a thin layer of cells into the bloodstream. We believe that the insulin absorption step is a passive process that occurs without any active assistance or enhancement and without disruption of either cell membranes or the tight junctions between cells.

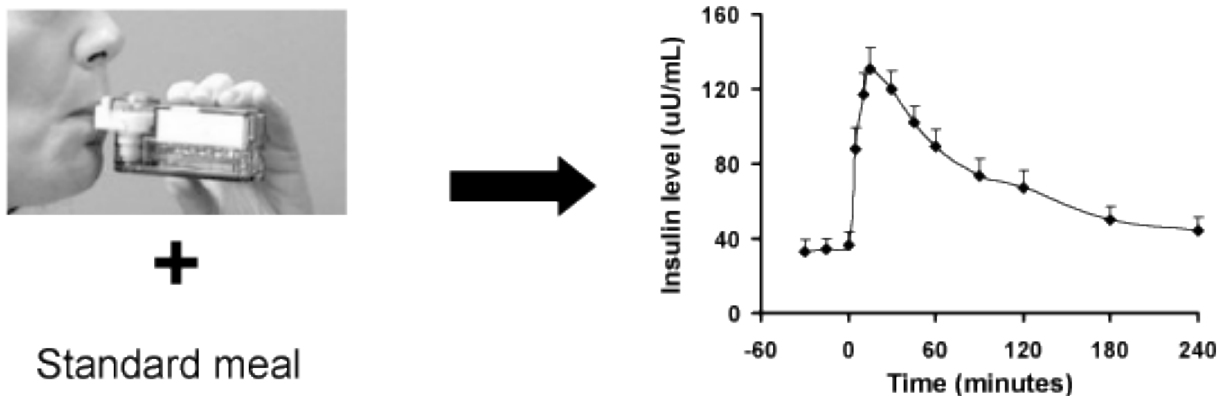
Significantly, when the Technosphere particles dissociate, we believe that the insulin that is released is in a form that can be readily used by the body. In most pharmaceutical dosage forms, regular human insulin exists as a hexamer, a complex of six associated insulin molecules. In order to exert a pharmacological effect, the hexamer must first dissociate into three dimers — complexes of two insulin molecules — which then further dissociate into individual insulin molecules, or monomers. Only monomeric insulin can attach to the insulin receptor and exert a physiological effect. Rapid-acting insulin analogs are designed to be fragile hexamers that dissociate more quickly, thereby reducing the time required to achieve an effect but this is still far slower than insulin that is released from a healthy pancreas. However, the insulin released from Technosphere particles is already largely in monomeric form. During the manufacture of Technosphere Insulin, we cause hexameric insulin to dissociate into monomeric insulin before being loaded onto Technosphere particles. When Technosphere Insulin particles dissolve in the deep lung, the insulin that is released diffuses across a thin layer of cells to reach the bloodstream. Little change is required before the insulin can start exerting its glucose-lowering effect.

By virtue of these properties, the Technosphere Insulin System is able to produce a rapid elevation in insulin levels that peaks within 12 to 14 minutes of inhalation. This time–action profile approximates the insulin profile normally seen in healthy individuals immediately following the beginning of a meal, but which is absent in patients with diabetes. The figure below illustrates the normal insulin response in more detail. The top panel of the figure below, from a study published in *Diabetes* in May 2004, illustrates the normal insulin response measured in 17 healthy subjects in response to a standardized meal. Note that the insulin levels rise quickly in response to the glucose stimulus from the meal.

### Post-meal insulin levels in healthy subjects



### Post-meal insulin levels with Technosphere Insulin in patients with type 2 diabetes



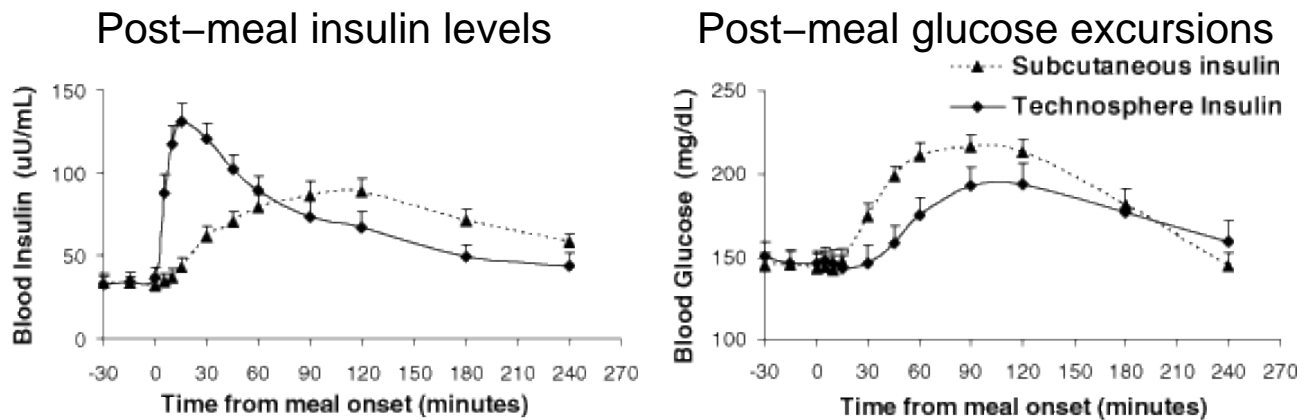
For comparison purposes, the lower panel of this figure shows the average insulin response observed in 16 patients with type 2 diabetes who inhaled a dose of Technosphere Insulin prior to eating a standardized meal (Study 003B). This comparison illustrates the degree to which our Technosphere Insulin System approximates the insulin profile of healthy individuals following meal onset.

For this reason, we currently believe that Technosphere Insulin has the potential to address insulin deficiency in diabetes in a manner unlike any other insulin therapy. We further believe that our ability to produce a better approximation of normal insulin physiology translates into better chronic and acute glucose control, thereby giving our investigational product potential clinical and commercial advantages.

### More natural insulin profile translates to better glucose control

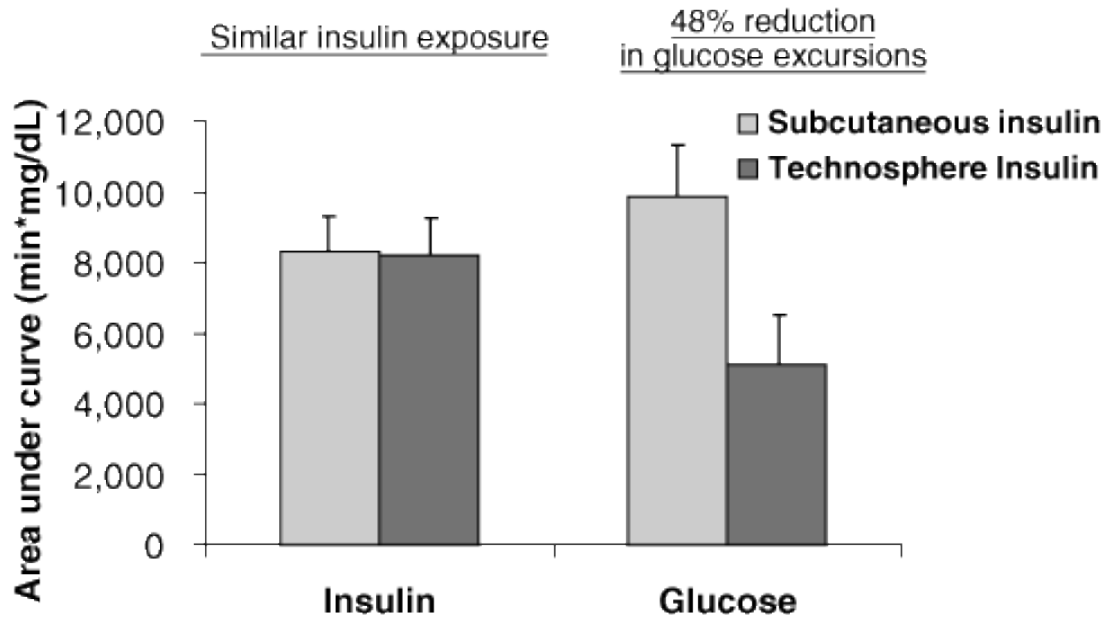
In our Phase 2 studies involving patients with type 2 diabetes, we observed that within a few weeks of treatment the Technosphere Insulin System lowered HbA1c levels and substantially reduced glucose fluctuations after a meal. For example, in Study 003B, we compared the effect of mealtime doses of Technosphere Insulin on blood glucose levels to the effect of mealtime doses of subcutaneous insulin. This study employed a cross-over design, so that patients were treated with either Technosphere Insulin or subcutaneous injections of insulin at mealtimes for approximately one week and then, after a washout period, were treated with the other treatment for a further week. At the end of each treatment period, patients were administered a standardized meal and their blood insulin and glucose levels were monitored for a four-hour period.

The graphs below show mean blood levels of insulin and glucose following administration of the meal to patients at the end of each treatment period. The panel on the left shows the characteristically rapid appearance of insulin in the bloodstream when Technosphere Insulin is inhaled as compared to the much slower increase following the subcutaneous injection of insulin. The panel on the right shows the corresponding post-meal excursions, or changes from baseline, of glucose absorbed from the meal following administration of either Technosphere Insulin or subcutaneous insulin. These data show that Technosphere Insulin was able to limit the excursion of blood glucose during the post-meal period in patients in this trial to a greater extent than insulin administered subcutaneously.



We quantified the total exposure to insulin and the excursion of blood glucose levels by calculating the areas under the mean insulin and glucose curves, respectively. The results of this analysis are presented in the bar graph below. The bars on the left show that the areas under the insulin curve were virtually identical, indicating that patients in this trial received the same total exposure to insulin over four hours, whether from Technosphere Insulin or subcutaneous insulin. However, as shown by the bars on the right, when these patients inhaled Technosphere Insulin, there was a significant decrease in total blood glucose excursions after a meal. Across all these patients, the mean total excursion of post-meal glucose levels following administration of Technosphere Insulin was 48% less than the mean excursion observed following administration of subcutaneous insulin.

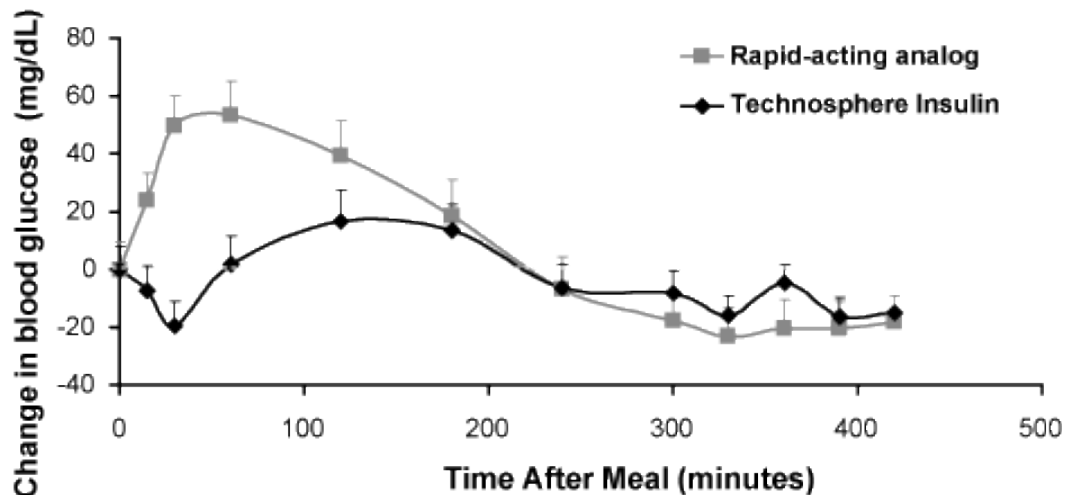
## Post-meal insulin levels and glucose excursions



In subsequent trials, we studied the longer-term effects of meal-time Technosphere Insulin on blood glucose levels in patients with type 2 diabetes. In Studies 008 and 005, we observed that the use of Technosphere Insulin produced a statistically significant, dose-dependent reduction in HbA1c levels over an 8 to 12 week period compared to meal-time placebo. Patients in these studies received basal insulin or oral medications as background treatment. In more recent studies, we compared the effect of Technosphere Insulin on HbA1c levels to that of a rapid-acting analog. In Study 101, a three-month, Phase 2 study of 110 patients with type 1 diabetes, the significant HbA1c reductions were similar to the reductions achieved using Novolog®, a rapid acting insulin analog. Similarly, in study 014, a six-month Phase 3 study of 308 patients with type 2 diabetes, both patient groups achieved similar and statistically significant improvements in HbA1c levels.

As described earlier, acute glucose fluctuations are becoming recognized as an important factor underlying the cardiovascular complications of diabetes. In Study 101, we measured blood glucose in response to insulin administration at the beginning of the standardized meal. The graph below shows that in the group that received the rapid-acting insulin analog, there was a sharp rise in blood glucose immediately after the meal, followed by a gradual decline, reaching baseline in about four hours. In the group that received Technosphere Insulin, there was a short dip in blood glucose immediately after the dose; subsequent glucose fluctuation were considerably lower than with the rapid-acting insulin analog.

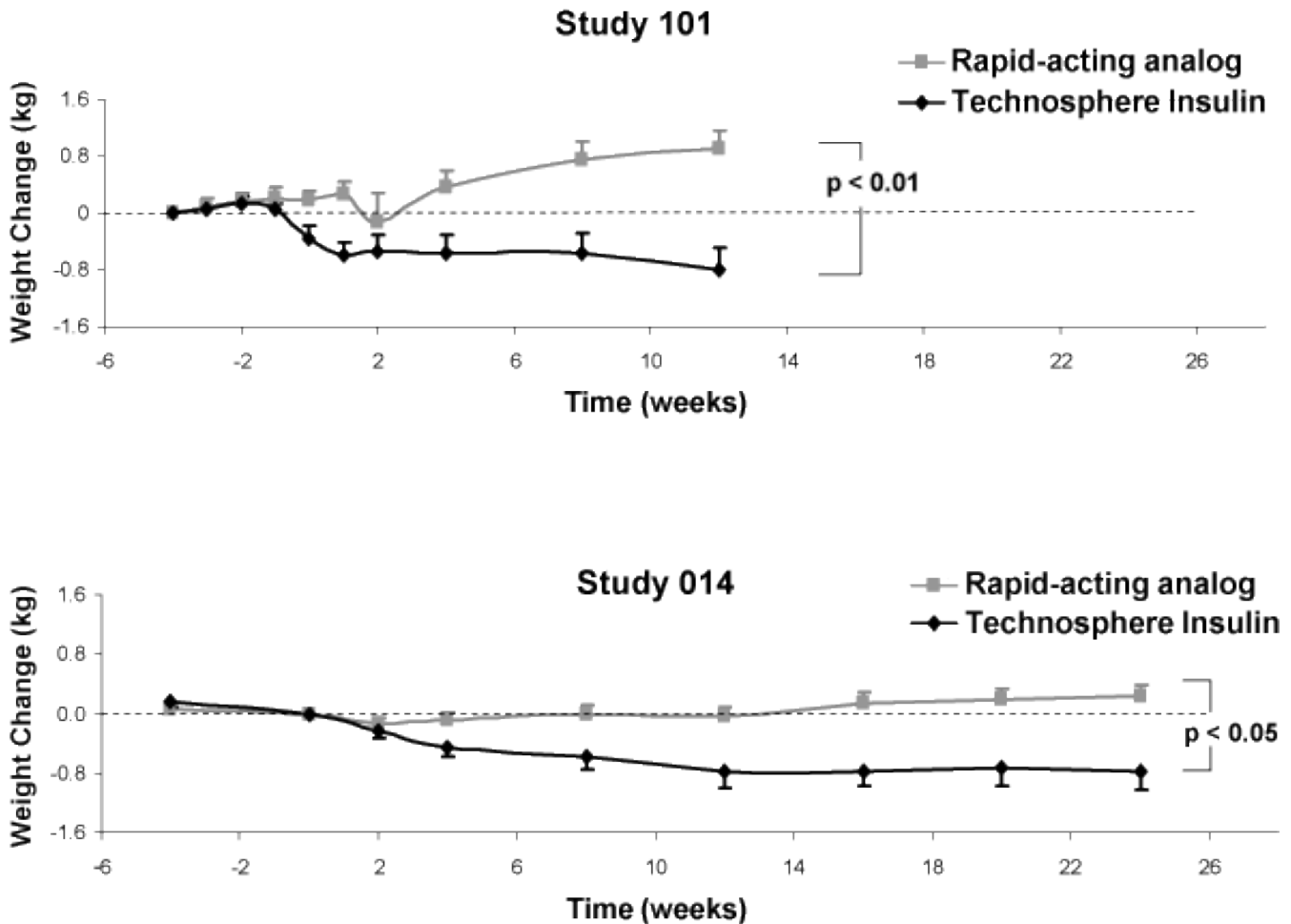
## Post-meal glucose levels after standard meal in patients with type 1 diabetes





In Studies 014 and 101, there was a statistically significant difference in the weight change over the treatment period between the groups that received the rapid-acting insulin analog and the groups that received Technosphere Insulin. The graph below illustrates the weight changes from baseline in these two studies.

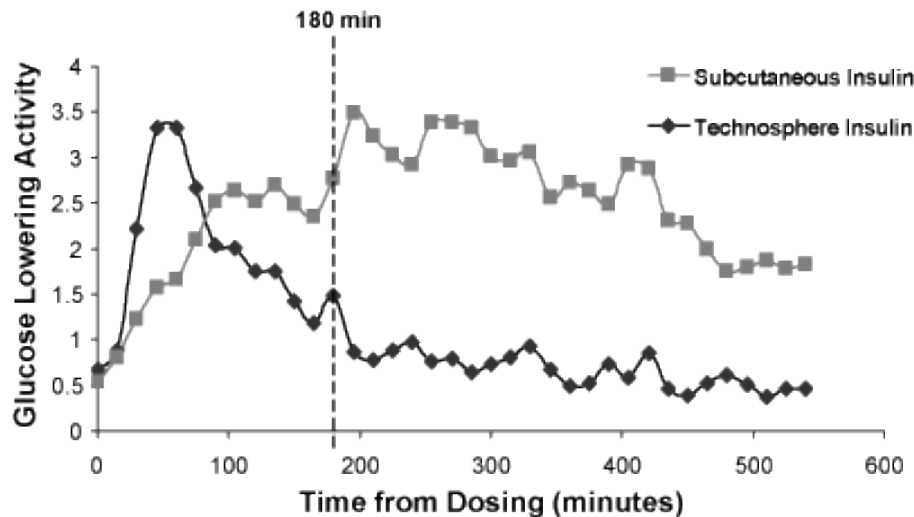
## Weight Change



This graph shows how patients that received Technosphere Insulin experienced weight loss while the group that received a rapid-acting analog experienced weight gains. At the end of the treatment period (12 weeks for Study 101; 24 weeks for Study 014), the mean weight difference between groups was 1.0 kilograms (2.2 pounds) for Study 014 and 1.7 kilograms (3.7 pounds) for Study 101.

The observations of no weight gain, and even weight loss, in patients using the Technosphere Insulin System to control their blood glucose were initially surprising; however, we believe these findings are a consequence of controlling blood glucose levels after a meal more tightly than is possible with regular or rapid-acting insulin. We believe that the synchronization of Technosphere Insulin activity to meal digestion is the key to understanding the weight data. Meal digestion is somewhat variable, but lasts approximately three hours. The figure below, taken from our clinical data, illustrates that over 80% of the glucose-lowering activity of regular subcutaneous insulin is exerted more than three hours after a meal. At this point, patients run the risk of becoming hypoglycemic. We believe that this situation encourages patients to eat snacks between meals, contributing to the weight gain often associated with insulin therapy. By contrast, approximately three-quarters of the action of Technosphere Insulin occurs within the first three hours after a meal. After this point, there is little insulin present to cause hypoglycemia, thereby alleviating the need to snack. We believe that this phenomenon may explain why we have seen no therapy-related weight gain in our clinical trials to date.

## Glucose lowering activity over time



### Favorable safety profile in clinical trials to date

To date, our clinical trials indicate that the Technosphere Insulin has a favorable safety profile. In some patients, we have observed mild coughing, usually limited to the period when they are learning to use the inhaler. Other adverse events reported in our clinical trials — including backache, common cold, pneumonia, anemia and diarrhea — were either found to be unrelated to the administration of Technosphere Insulin or could not be conclusively linked to its usage. We have frequently observed in our clinical trials that the use of Technosphere Insulin is associated with significantly fewer mild, moderate and severe hypoglycemic episodes compared to the incidence observed when other insulin products are used. In our first reported Phase 3 clinical trial, Study 014, we found that significantly fewer patients in the Technosphere Insulin group (56 of 150 patients) experienced mild or moderate hypoglycemia compared to the rapid-acting insulin analog group (83 of 158 patients) and there were no severe hypoglycemic episodes.

Beginning with Studies 008 and 005, we have assessed the pulmonary function of patients that received Technosphere Insulin. In these studies, we found that there was no clinically or statistically significant difference between the baseline values and the final test results for Technosphere Insulin patients. In Studies 101 and 014, we compared pulmonary function in patients that received Technosphere Insulin to that of patients that received injections of rapid-acting insulin analog. At the end of the treatment period in each study, there was no difference between measures of pulmonary function for the two groups of patients, as measured by forced expiratory volume or FEV<sub>1</sub> (the volume of air that can be forced out in one second) and forced vital capacity or FVC (a measure of pulmonary capacity). In Study 101, we also included measurements of DL<sub>co</sub> (the diffusion capacity for carbon monoxide) and, again, we observed no difference between the two groups of patients at the end of the treatment period. In Study 014, patients were followed for an additional six months after the treatment period ended. When FEV<sub>1</sub> and FVC measures were obtained after the withdrawal period, we again saw no difference between the two groups.

Many of the patients from our phase 2 studies have been enrolled in a long-term safety study (Study 010), which should permit us to evaluate pulmonary function over a longer period of time. In addition, we are conducting Study 030 — a two-year, pivotal, Phase 3 safety study that incorporates two design strategies. The first component is a randomized, open-label trial comparing pulmonary function in two groups of patients with diabetes. One group of approximately 625 patients is being treated with Technosphere Insulin and the other group of approximately 625 patients is being treated with existing oral and/or injectable therapies. The second component is a comparison of pulmonary function in the patients with diabetes who are not treated with Technosphere Insulin to a group of 125 subjects without any abnormalities in glucose control. Enrollment for this study began in June 2005 and was fully enrolled in September 2006.



We have an ongoing program of safety surveillance and adverse event reporting for the purpose of evaluating the ongoing safety data related to the use of our Technosphere Insulin System. Our safety data are necessarily preliminary until we have completed longer-term safety studies.

### **Convenient and easy to use**

To facilitate the delivery of Technosphere-formulated drugs to the deep lung, we developed an inhaler that utilizes single-use, disposable, plastic cartridges containing drug-loaded powder. Our MedTone inhaler is light and easy to use, and fits in the palm of the patient's hand, which we believe facilitates patient compliance. To administer a dose, the patient opens the device, inserts a cartridge of Technosphere Insulin powder into the inhaler, inserts the mouthpiece into the mouth and takes a deep breath, thereby drawing the aerosolized particles deep into the lungs. The inhaler incorporates an airflow regulator that is designed to ensure a sufficient airflow from use to use, even in patients with restricted airflow capacity. In addition, the inhaler is breath actuated, which means that the patient does not need to coordinate a breath with any manipulation of the device, such as priming or pumping. In our clinical trials of our Technosphere Insulin System, patients have reported a high level of satisfaction with the MedTone inhaler.

We believe the ease of use of the MedTone inhaler complements the time-action profile of the Technosphere Insulin powder to produce a highly convenient system. Because insulin is transferred to the bloodstream rapidly with our therapy, we believe that the optimal and most convenient time for patients to take a dose of Technosphere Insulin is right at the start of a meal. In contrast, with subcutaneous regular insulin it is recommended that the user try to time an injection 15 to 45 minutes before the expected mealtime, raising issues such as miscalculation of time or unanticipated change in meal availability, which could result in adverse events.

## **CLINICAL DEVELOPMENT ACTIVITIES**

### **The Technosphere Insulin System**

We are currently conducting a number of studies of the safety and efficacy of the Technosphere Insulin System in addition to the safety studies described above, we are conducting the following efficacy trials during 2007:

#### **Study 009**

This pivotal Phase 3 study compares the efficacy of mealtime use of Technosphere Insulin to mealtime use of rapid-acting subcutaneous insulin in a population of approximately 500 patients with type 1 diabetes for a 12-month period. Efficacy will be evaluated on the basis of changes in HbA1c levels as well as changes in blood glucose levels after a standardized meal. We began enrolling patients in this study in the first quarter of 2006.

#### **Study 102**

This pivotal Phase 3 study compares the efficacy of mealtime use of Technosphere Insulin to the twice-daily use of premixed insulin (a mixture of long- and short-acting insulin) in a population of approximately 500 patients with type 2 diabetes for a 12-month period. Efficacy will be evaluated on the basis of changes in HbA1c levels as well as changes in blood glucose levels after a standardized mixed meal. We began enrolling patients in this study in the first quarter of 2006.

#### **Study 103**

This Phase 3 study evaluates the efficacy of Technosphere Insulin alone and in combination with metformin, an oral diabetes medication, in approximately 420 patients with type 2 diabetes who are not achieving desired glucose control with a combination of metformin and sulphonylurea, another oral diabetes medication. Efficacy will be evaluated on the basis of changes in HbA1c levels after 26 weeks of treatment as well as changes in blood glucose levels after a standardized mixed meal. This not a pivotal study; rather it is intended to support label expansion. We began enrolling patients in this study in the second quarter of 2006.

### *Special population studies*

We have two ongoing studies: one examining the impact of asthma and another examining the impact of chronic obstructive pulmonary disease on the pharmacokinetics associated with Technosphere Insulin. Other special population studies that are planned include a trial that will examine the elimination of Technosphere Insulin in patients with kidney disease and a trial that will examine the effect of Technosphere Insulin in patients with liver disease.

### **Cancer immunotherapy program**

We are also developing therapies for the treatment of solid tumor cancers. The lead product candidate in this program, MKC1106-PP, is intended for the treatment of several solid-tumor cancers, including ovarian, colorectal, pancreatic, renal, breast and prostate carcinomas and melanoma. We commenced an open label Phase 1 clinical trial of MKC1106-PP in January 2007, which is designed to evaluate the safety, tolerability and pharmacological response of this investigational drug in cancer patients with a variety of tumor types.

Our cancer therapy program utilizes the body's immune system to help eradicate tumor cells. The immune system is a network of cells and organs that defends the body against infection and abnormal cells, such as tumor cells. A key element of the immune system is its ability to distinguish between healthy cells and foreign or diseased cells that do not belong in the body. The immune system accomplishes this task by recognizing distinctive molecules called epitopes on the surface of each cell as either normal or abnormal, and responding to them appropriately. Any substance capable of being recognized by the immune system is known as an antigen. An antigen can be all or part of a pathogenic organism or it can be a by-product of diseased cells. Certain specialized cells of the immune system (antigen-presenting cells or APC) sample antigens found in the body and present the epitopes associated with foreign antigens to other cells of the immune system, known as T-cells, whose function is to destroy any cell that expresses the same epitope; this process is known as cell-mediated immunity. In this way, the immune system can launch a very specific response to infection or disease.

Our approach uses DNA- and peptide-based compounds that correspond to tumor-associated antigens that are expressed in a range of solid-tumors. The target antigens selected are either molecules with a role in disease progression or molecules that are very selectively expressed by tumor cells. A patient's immune system is first "primed" by DNA-based compounds, or plasmids, that are injected directly into the patient's lymph nodes. This is designed to sensitize the immune system to the tumor-associated antigens encoded by the plasmids. After a period of time, the patient's lymph nodes are then injected with synthetic peptides that are designed to "boost" or greatly amplify the immune response to the target antigens. The immune response is maintained by repeated immunization cycles. This prime-boost regimen is designed to provoke a potent cell-mediated immune response that destroys cancer cells along with the underlying blood supply to tumors.

MKC1106-PP consists of three components: a plasmid that encodes pharmacological active elements from two tumor-associated antigens, known as PRAME and PSMA, and two synthetic peptides, one an analog of a PRAME epitope and one an analog of a PSMA epitope. PRAME is an acronym for preferentially expressed antigen on melanomas and PSMA is an acronym for prostate specific membrane antigen. In addition to melanoma, PRAME is expressed in carcinomas such as lung, breast, ovarian, renal, pancreatic and colorectal. PSMA was originally isolated from prostate carcinoma cells and later shown to be expressed in the blood vessels that supply several types of carcinoma, including breast, lung, ovarian, pancreatic, renal and colorectal carcinoma and melanoma.

We believe that our therapeutic approach addresses several deficiencies inherent in earlier approaches to cancer immunotherapy, including:

- *Specificity.* Instead of targeting the dominant epitopes expressed by cancerous cells to which the immune system is tolerant, we preferentially target cancer epitopes to which the immune system has not developed a tolerance. Our approach is to identify the non-tolerated epitopes on the cancer cell surface and design plasmid and peptide analogs to activate an immune response against such epitopes.
- *Administration.* In contrast to the conventional subcutaneous or intramuscular route of administration, our compounds are delivered directly into the patient's lymph nodes, sites rich in T-cells and APC. We believe that this delivery method ensures that T-cells are exposed to greater concentrations of antigen for a longer

period of time than would occur after immunization by other routes, since cells within lymph nodes are ultimately responsible for the induction, amplification and regulation of an immune response. In our preclinical studies, we have observed that intra-lymph node injection was superior to other routes of administration, producing a larger number of specific T-cells for a variety of target antigens. In addition, because the plasmid is rapidly degraded before it reaches the circulatory system from the lymphatic system, we believe that intranodal administration yields plasmid distribution and uptake that is highly selective for the APC within lymph nodes, thereby improving not only the efficacy but also the safety of DNA plasmid vaccination.

- *Potency and duration of response.* Because T-cell responses are transient and relatively limited, the potential window to induce a therapeutic immune response is narrow. Our studies indicate that the magnitude of the T-cell response can be modulated by the duration and the protocol for achieving antigen exposure. We found that the most robust T-cell responses were obtained when exposure to antigen persisted in the lymph node and when different immunization regimens (prime-boost approaches) were used. Specifically, repeated administration of the plasmid, followed by the peptides, produced greater proliferation of specific T-cells against PRAME and PSMA than did other immunization schedules. To maintain a therapeutic response, it is anticipated that at least two treatment cycles with MCK1006-PP will need to be administered in human subjects with PRAME- and PSMA-expressing tumors. However, subjects may remain in the clinical trial for up to six treatment cycles as long as signs of tumor progression are not exhibited.
- *Composition.* In contrast to other approaches based on tumor cells, immune cells, tumor lysates or microbes, our strategy encompasses off-the-shelf, synthetic molecules that are not infective and cannot self-replicate. Both recombinant DNA and peptides can be easily manufactured, characterized and formulated as sterile, stable materials suitable for clinical use.

## OUR STRATEGY

Our objective is to develop products primarily in the major therapeutic areas of diabetes and cancer. Our strategy is to achieve this objective by doing the following:

- *Commercialize our Technosphere Insulin System for the insulin-using diabetes market.* We intend to advance our Technosphere Insulin System through Phase 3 clinical trials and then into commercialization, with the goal of first establishing a significant presence for Technosphere Insulin in the insulin-using diabetes market. We believe that the market for insulin products has the potential to expand with the introduction of Exubera® and the continued promotion of insulin analogues. We believe the advantages in terms of safety, efficacy and convenience of the Technosphere Insulin System, as compared to other subcutaneous or inhaled insulin products, will enable us to capture a significant portion of the existing and expanded insulin-using diabetes market.
- *Establish our Technosphere Insulin System as the preferred drug therapy within the broader population of people with type 2 diabetes.* Our target markets also include patients with type 2 diabetes who are currently using conventional therapies other than insulin, including:
  - patients currently using diet and exercise therapy but who are having difficulty achieving proper blood glucose control and who otherwise would have started non-insulin oral medications; and
  - patients currently using non-insulin oral medications.
- *Evaluate strategic collaborations for the development, marketing and commercialization of our Technosphere Insulin System.* We are evaluating potential collaboration opportunities with large pharmaceutical companies in the United States, Europe and Japan to provide marketing, sales and financial resources to commercialize and sell our Technosphere Insulin System. We have not licensed or transferred any of our rights to this product.
- *Advance the clinical development of our cancer immunotherapy program.* We commenced clinical trials of our investigational cancer immunotherapy product in January 2007. Our intent is to evaluate the safety

and efficacy of MKC1106-PP for the treatment of a range of solid-tumor cancers, including ovarian, colorectal, pancreatic, renal, breast and prostate carcinomas and melanoma.

- *Expand our proprietary Technosphere formulation technology for the delivery of other drugs.* We are developing additional applications for our proprietary Technosphere formulation technology by formulating other drugs for pulmonary delivery. We also believe our proprietary Technosphere formulation technology can also be extended to other forms of local administration, such as gastrointestinal delivery, because of its apparent ability to stabilize drugs and facilitate transport across cellular membranes without damage.

## **SALES AND MARKETING**

We currently have no sales, marketing or distribution capabilities and have no experience as a company in marketing or selling pharmaceutical products. Our efforts to date have primarily been directed at developing products for a number of different markets. Assuming that we receive regulatory approval for our product candidates, we anticipate that we will have to pursue different sales and marketing strategies tailored to each particular product and market segment. In order to commercially market any of our products, we will also need either to develop a sales and marketing infrastructure ourselves or collaborate with third parties who have greater sales and marketing capabilities and have access to potentially large markets.

Although we believe that establishing our own sales and marketing organizations in North America would have substantial advantages, we recognize that this may not be practical for some of our products and that collaborating with companies with established sales and marketing capabilities in a particular market or markets may be a more effective alternative for some products. To date, we have retained worldwide commercialization rights for all of our products, including our lead product, the Technosphere Insulin System. We believe that this will give us flexibility if we enter into collaborations to provide the necessary sales and marketing support.

We are evaluating potential collaboration opportunities to assist us in the development and commercialization of our Technosphere Insulin System in the United States, Europe and Japan, and we may also create parallel in-house sales and marketing operations in certain key markets, particularly in the United States.

## **MANUFACTURING AND SUPPLY**

We purchase recombinant human insulin under a long-term contract with Diosynth B.V., a global producer of insulin and a subsidiary of Akzo Nobel. This agreement has no specified termination date, but under certain circumstances may be terminated upon two-years' advance notice by either party. In addition, Diosynth has agreed to support our regulatory filings relating to the Technosphere Insulin System in the United States and abroad. We believe Diosynth has sufficient capacity to provide us with sufficient quantities of insulin to support our needs through the initial stages of commercialization. We must rely on our insulin supplier to maintain compliance with relevant regulatory requirements including current Good Manufacturing Practices, or cGMP.

We have a long-term supply agreement with Vaupell, Inc., an independent third party, for the manufacture and supply of our MedTone inhaler and the cartridges that are inserted into it. We are in the process of qualifying a second manufacturer to supply us with commercial quantities of these components. We rely on our manufacturers to comply with relevant regulatory requirements, including compliance with Quality System Regulations, or QSRs. We believe our manufacturers have the capacity to meet our Phase 3 clinical and commercial requirements.

Currently, we obtain the raw material from which we produce Technosphere particles from Degussa AG, a major chemical manufacturer with facilities in Europe and North America. We also have the capability of manufacturing this chemical ourselves in our Danbury, Connecticut facility, which is now treated as a back up facility. Like us, our third-party manufacturers are subject to extensive governmental regulation.

We formulate and fill the Technosphere Insulin powder into plastic cartridges and blister package the cartridges in a manufacturing suite in our Danbury facility. We believe that our Danbury facility has adequate capacity to meet our currently anticipated clinical trial needs. We are continuing to increase our filling and packaging capacity through the acquisition of new equipment and the expansion of our clean rooms and other manufacturing facilities. In October 2006, we broke ground on a major expansion of our Danbury facility. When completed and validated, the expanded facility is expected to have the capacity to supply our anticipated needs for

the initial years of commercialization. We believe that our building improvements to date have been adequately validated and that the facility continues to substantially conform with cGMP. We have also initiated the design and construction of a modular filling and packaging system that will increase our filling and packaging capacity. The new system is designed to operate at high speeds in a very small space, and capacity can be expanded by using multiple units.

## **INTELLECTUAL PROPERTY AND PROPRIETARY TECHNOLOGY**

Our success will depend in large measure on our ability to obtain and enforce our intellectual property rights, effectively maintain our trade secrets and avoid infringing the proprietary rights of third parties. Our policy is to file patent applications on what we deem to be important technological developments that might relate to our product candidates or methods of using our product candidates and to seek intellectual property protection in the United States, Europe, Japan and selected other jurisdictions for all significant inventions. We have obtained, are seeking, and will continue to seek patent protection on the compositions of matter, methods and devices flowing from our research and development efforts. We have also in-licensed certain technology.

With respect to our Technosphere Insulin System, our core patents claim Technosphere particles as compositions of matter as well as methods for manufacturing Technosphere particles that incorporate drugs. The first of these patents expires in 2012, but subsequent patents provide additional coverage for the composition of matter and methods of use of the current product until 2020. We also hold patents that claim methods of using Technosphere particles for the pulmonary delivery of drugs. These patents relating to Technosphere Insulin do not expire until 2015. In addition, we are prosecuting patent applications related to the MedTone inhaler device and the capsules that contain the dry powder. We have filed and intend to continue to file additional patent applications on improvements to the Technosphere technology and its manufacture, as well as on specific compositions of matter formed using this technology in combination with drugs. To date, we have been issued 21 US and foreign patents and have over 110 pending applications in different jurisdictions claiming inventions related to the Technosphere technology and dry powder inhaler.

Our cancer immunotherapy program is built on proprietary methods for the selection, design and administration of epitopes. We have over 110 pending patent applications relating to this technology, both as methods of use and compositions of matter. We are pursuing patents on the use of our administration method to induce and maintain a cell-mediated immune response. The prosecution is ongoing in many jurisdictions; however, we have been granted seven patents related to this method, including two in the United States, which do not expire until 2018. We also have patent applications related to differential antigen processing and product designs. Two patents from this group have issued in the United States, which provides us with protection until 2020. In addition to applications of these broad technologies, we have filed and will continue to file patent applications on specific compounds and the protocols for administering them.

The fields of pulmonary drug delivery and cancer therapies are crowded and a substantial number of patents have been issued in these fields. In addition, because patent positions can be highly uncertain and frequently involve complex legal and factual questions, the breadth of claims obtained in any application or the enforceability of issued patents cannot be confidently predicted. Further, there can be substantial delays in commercializing pharmaceutical products, which can partially consume the statutory period of exclusivity through patents.

In addition, the coverage claimed in a patent application can be significantly reduced before a patent is issued, either in the United States or abroad. Statutory differences in patentable subject matter may limit the protection we can obtain on some of our inventions outside of the United States. For example, methods of treating humans are not patentable in many countries outside of the United States. These and other issues may limit the patent protection we will be able to secure internationally. Consequently, we do not know whether any of our pending or future patent applications will result in the issuance of patents or, to the extent patents have been issued or will be issued, whether these patents will be subjected to further proceedings limiting their scope, will provide significant proprietary protection or competitive advantage, or will be circumvented or invalidated. Furthermore, patents already issued to us or our pending applications may become subject to disputes that could be resolved against us. In addition, patent applications in the United States filed before November 29, 2000 are currently maintained in secrecy until the patent issues, although in certain countries, including the United States, for applications filed on or after November 29,



2000, applications are generally published 18 months after the application's priority date. In any event, because publication of discoveries in scientific or patent literature often trails behind actual discoveries, we cannot be certain that we were the first inventor of the subject matter covered by our pending patent applications or that we were the first to file patent applications on such inventions.

Although we own a number of domestic and foreign patents and patent applications relating to our Technosphere Insulin System and cancer vaccine products under development, we have identified certain third-party patents having claims relating to chemical compositions of matter and pulmonary insulin delivery that may trigger an allegation of infringement upon the commercial manufacture and sale of our Technosphere Insulin System. We have also identified third-party patents disclosing methods and compositions of matter related to DNA-based vaccines that also may trigger an allegation of infringement upon the commercial manufacture and sale of cancer therapy. We believe that we are not infringing any valid claims of any patent owned by a third party. However, if a court were to determine that our inhaled insulin products or cancer therapies were infringing any of these patent rights, we would have to establish with the court that these patents were invalid in order to avoid legal liability for infringement of these patents. Proving patent invalidity can be difficult because issued patents are presumed valid. Therefore, in the event that we are unable to prevail in an infringement or invalidity action we will either have to acquire the third-party patents outright or seek a royalty-bearing license. Royalty-bearing licenses effectively increase costs and therefore may materially affect product profitability. Furthermore, should the patent holder refuse to either assign or license us the infringed patents, it may be necessary to cease manufacturing the product entirely and/or design around the patents. In either event, our business would be harmed and our profitability could be materially adversely impacted. If third parties file patent applications, or are issued patents claiming technology also claimed by us in pending applications, we may be required to participate in interference proceedings in the US Patent and Trademark Office, or USPTO, to determine priority of invention. We may be required to participate in interference proceedings involving our issued patents and pending applications.

We also rely on trade secrets and know-how, which are not protected by patents, to maintain our competitive position. We require our officers, employees, consultants and advisors to execute proprietary information and invention and assignment agreements upon commencement of their relationships with us. These agreements provide that all confidential information developed or made known to the individual during the course of our relationship must be kept confidential, except in specified circumstances. These agreements also provide that all inventions developed by the individual on behalf of us must be assigned to us and that the individual will cooperate with us in connection with securing patent protection on the invention if we wish to pursue such protection. There can be no assurance, however, that these agreements will provide meaningful protection for our inventions, trade secrets or other proprietary information in the event of unauthorized use or disclosure of such information.

We also execute confidentiality agreements with outside collaborators. However, disputes may arise as to the ownership of proprietary rights to the extent that outside collaborators apply technological information to our projects that are developed independently by them or others, or apply our technology to outside projects, and there can be no assurance that any such disputes would be resolved in our favor. In addition, any of these parties may breach the agreements and disclose our confidential information or our competitors might learn of the information in some other way. If any trade secret, know-how or other technology not protected by a patent were to be disclosed to or independently developed by a competitor, our business, results of operations and financial condition could be adversely affected.

## **COMPETITION**

The pharmaceutical and biotechnology industries are highly competitive and characterized by rapidly evolving technology and intense research and development efforts. We expect to compete with companies, including the major international pharmaceutical companies, and other institutions that have substantially greater financial, research and development, marketing and sales capabilities and have substantially greater experience in undertaking preclinical and clinical testing of products, obtaining regulatory approvals and marketing and selling biopharmaceutical products. We will face competition based on, among other things, product efficacy and safety, the timing and scope of regulatory approvals, ease of use and cost.

We believe our Technosphere Insulin System provides us with important competitive advantages in the delivery of insulin when compared with currently known alternatives. However, new drugs or further developments in alternative drug delivery methods may provide greater therapeutic benefits, or comparable benefits at lower cost, than our Technosphere Insulin System. There can be no assurance that existing or new competitors will not introduce products or processes competitive with or superior to our product candidates.

We have set forth below more detailed information about certain of our competitors. The following is based on information currently available to us.

### **Inhaled and oral insulin delivery systems**

In January 2006, the FDA and the European Medicines Evaluation Agency approved Exubera®, developed by Pfizer, Inc. in collaboration with Nektar Therapeutics, for the treatment of adults with Type 1 and Type 2 diabetes. Exubera® has been launched in Germany, Ireland, the United Kingdom and, to a limited extent, in the United States. Pfizer announced that it will begin a direct-to-consumer campaign in the second half of 2007. In July 2005, Eli Lilly and Company, in collaboration with Alkermes, Inc., initiated a pivotal Phase 3 safety trial of their AIR inhaled insulin system, which completed patient enrollment in June 2006. We believe Lilly plans to submit a new drug application or NDA for the AIR system in 2009. In September 2006, Novo Nordisk A.S. began recruiting patients for two-year Phase 3 safety trial of their AERx inhaled insulin system, after previously suspending clinical trials of AERx.

There are also several companies, including Nobex Corporation, Genex Biotechnology Corporation and Emisphere Technologies, Inc. that are pursuing development of products involving the oral delivery of insulin. We believe these products are currently in clinical development but the timeline to commercialization has not been made publicly available.

### **Non-insulin medications**

We expect that our Technosphere Insulin System will compete with currently available non-insulin oral medications for type 2 diabetes. These products include the following:

- Sulfonylureas (including Glucotrol®, Diabeta®, Glynase®, Micronase®, and Amaryl®), also called oral hypoglycemic agents, prompt the pancreas to secrete insulin. This class of drugs is most effective in individuals whose pancreas still have some working beta cells.
- Meglitinides (including Prandin® and Starlix®) are taken with meals and reduce the elevation in blood glucose that generally follows eating. If these drugs are not taken with meals, blood glucose will drop dramatically and inappropriately.
- Biguanides (including Glucophage®, Glucophage® XR, and Fortamet®) lower blood glucose by improving the sensitivity of cells to insulin (i.e., by diminishing insulin resistance).
- Thiazolidinedione (including Avandia® and Actos®) improves the uptake of glucose by cells in the body.
- Alpha-glucosidase inhibitors (including Prandase®, Precose® and Glyset®) lower the amount of glucose absorbed from the intestines, thereby reducing the rise in blood glucose that occurs after a meal.
- Incretin mimetics (Byetta®) are a new class of drugs that work by several mechanisms including stimulating the pancreas to secrete insulin when blood glucose levels are high.
- Inhibitors of dipeptidyl peptidase IV (Januvia®) are another new class of drugs that work by blocking the degradation of GLP-1 (glucagon-like peptide-1), which is a naturally occurring incretin.

### **Injected insulin**

In the subcutaneous insulin market, our competitors have made considerable efforts in promoting rapid acting injectable insulin formulations. Humalog®, which was developed by Eli Lilly and Company, and NovoLog®, which was developed by Novo Nordisk A/S, are the two principal injectable insulin formulations with which we expect to compete.

## **Immunotherapy**

Over the last decade or so, a variety of companies have sought to develop therapeutic compounds that provide a selective immune response against cancer. Some of these companies, including Dendreon Corporation, Antigenics Inc., CancerVax Corporation, Cell Genesys Inc. and Corixa Corporation, have focused on products derived from the patients' own cancer or other cells, or tumor cell lines, which can take the form of whole cells or cell fragments, or on tumor antigens extracted from cancerous cells. Other companies, including Glaxo Smithkline Beecham, Progenics Pharmaceuticals, Inc., Therion Biologics Corporation, Oxxon Therapeutics and Vical Incorporated, are pursuing cell based or microbe-based therapies designed to work across a broad spectrum of patients and tumor types.

## **GOVERNMENT REGULATION AND PRODUCT APPROVAL**

The FDA and comparable regulatory agencies in state, local and foreign jurisdictions impose substantial requirements upon the clinical development, manufacture and marketing of medical devices and new drug products. These agencies, through regulations that implement the Federal Food, Drug, and Cosmetic Act, as amended, or FDCA, and other regulations, regulate research and development activities and the development, testing, manufacture, labeling, storage, shipping, approval, advertising, promotion, sale and distribution of such products. In addition, if our products are marketed abroad, they also are subject to export requirements and to regulation by foreign governments. The regulatory clearance process is generally lengthy, expensive and uncertain. Failure to comply with applicable FDA and other regulatory requirements can result in sanctions being imposed on us or the manufacturers of our products, including hold letters on clinical research, civil or criminal fines or other penalties, product recalls, or seizures, or total or partial suspension of production or injunctions, refusals to permit products to be imported into or exported out of the United States, refusals of the FDA to grant approval of drugs or to allow us to enter into government supply contracts, withdrawals of previously approved marketing applications and criminal prosecutions.

The steps typically required before an unapproved new drug product for use in humans may be marketed in the United States include:

- Preclinical studies that include laboratory evaluation of product chemistry and formulation, as well as animal studies to assess the potential safety and efficacy of the product. Certain preclinical tests must be conducted in compliance with good laboratory practice regulations. Violations of these regulations can, in some cases, lead to invalidation of the studies, or requiring such studies to be repeated. In some cases, long-term preclinical studies are conducted while clinical studies are ongoing.
- Submission to the FDA of an investigational new drug application, or IND, which must become effective before human clinical trials may commence. The results of the preclinical studies are submitted to the FDA as part of the IND. Unless the FDA objects, the IND becomes effective 30 days following receipt by the FDA.
- Approval of clinical protocols by independent investigational review boards, or IRBs, at each of the participating clinical centers conducting a study. The IRBs consider, among other things, ethical factors, the potential risks to individuals participating in the trials and the potential liability of the institution. The IRB also approves the consent form signed by the trial participants.
- Adequate and well-controlled human clinical trials to establish the safety and efficacy of the product. Clinical trials involve the administration of the drug to healthy volunteers or to patients under the supervision of a qualified medical investigator according to an approved protocol. The clinical trials are conducted in accordance with protocols that detail the objectives of the study, the parameters to be used to monitor participant safety and efficacy or other criteria to be evaluated. Each protocol is submitted to the FDA as part of the IND. Human clinical trials are typically conducted in the following four sequential phases that may overlap or be combined:
  - In Phase 1, the drug is initially introduced into a small number of individuals and tested for safety, dosage tolerance, absorption, metabolism, distribution and excretion. Phase 1 clinical trials are often conducted in healthy human volunteers and such cases do not provide evidence of efficacy. In the case of severe or life-threatening diseases, the initial human testing is often conducted in patients rather than healthy



volunteers. Because these patients already have the target disease, these studies may provide initial evidence of efficacy traditionally obtained in Phase 2 clinical trials. Consequently, these types of trials are frequently referred to as Phase 1/2 clinical trials. The FDA receives reports on the progress of each phase of clinical testing and it may require the modification, suspension or termination of clinical trials if it concludes that an unwarranted risk is presented to patients or healthy volunteers.

- Phase 2 involves clinical trials in a limited patient population to further identify any possible adverse effects and safety risks, to determine the efficacy of the product for specific targeted diseases and to determine dosage tolerance and optimal dosage.
- Phase 3 clinical trials are undertaken to further evaluate dosage, clinical efficacy and to further test for safety in an expanded patient population at geographically dispersed clinical study sites. Phase 3 clinical trials usually include a broader patient population so that safety and efficacy can be substantially established. Phase 3 clinical trials cannot begin until Phase 2 evaluation demonstrates that a dosage range of the product may be effective and has an acceptable safety profile.
- Phase 4 clinical trials are performed if the FDA requires, or a company pursues, additional clinical trials after a product is approved. These clinical trials may be made a condition to be satisfied after a drug receives approval. The results of Phase 4 clinical trials can confirm the effectiveness of a product candidate and can provide important safety information to augment the FDA's voluntary adverse drug reaction reporting system.
- Concurrent with clinical trials and preclinical studies, companies also must develop information about the chemistry and physical characteristics of the drug and finalize a process for manufacturing the product in accordance with drug cGMP requirements. The manufacturing process must be capable of consistently producing quality batches of the product and the manufacturer must develop methods for testing the quality, purity, and potency of the final products. Additionally, appropriate packaging must be selected and tested and chemistry stability studies must be conducted to demonstrate that the product does not undergo unacceptable deterioration over its shelf-life.
- Submission to the FDA of a new drug application, or NDA, based on the clinical trials. The results of pharmaceutical development, preclinical studies, and clinical trials are submitted to the FDA in the form of an NDA for approval of the marketing and commercial shipment of the product. Under the Pediatric Research Equity Act of 2003, or PREA, NDAs are required to include an assessment, generally based on clinical study data, of the safety and efficacy of drugs for all relevant pediatric populations. The statute provides for waivers or deferrals in certain situations but we can make no assurances that such situations will apply to us or our product candidates.

Medical products containing a combination of new drugs, biological products, or medical devices are regulated as "combination products" in the United States. A combination product generally is defined as a product comprised of components from two or more regulatory categories (*e.g.*, drug/device, device/biologic, drug/biologic). Each component of a combination product is subject to the requirements established by the FDA for that type of component, whether a new drug, biologic, or device. In order to facilitate premarket review of combination products, the FDA designates one of its centers to have primary jurisdiction for the premarket review and regulation of the overall product. The determination whether a product is a combination product or two separate products is made by the FDA on a case-by-case basis. We have had discussions with the FDA about the status of our Technosphere Insulin System as a combination product and we have been told that the FDA considers our product a combination drug/device. There have been some indications from the FDA that the review of any future marketing applications for our Technosphere Insulin System will involve reviews within the Division of Metabolism and Endocrinology Products and the Division of Pulmonary and Allergy Products, both within the Center for Drug Evaluation and Research, as well as review within the Center for Devices and Radiological Health, the Center within the FDA that reviews Medical Devices. Although the FDA has not made a final decision in this regard, we currently understand that the Division of Metabolic and Endocrine Products will be the lead group and obtain consulting reviews from the other two FDA groups if we submit an NDA.

The testing and approval process requires substantial time, effort and financial resources. We cannot be certain that any approval of our products will be granted on a timely basis, if at all. If any of our products are approved for marketing by the FDA, we will be subject to continuing regulation by the FDA, including record-keeping requirements, reporting of adverse experiences with the product, submitting other periodic reports, drug sampling and distribution requirements, notifying the FDA and gaining its approval of certain manufacturing or labeling changes, and complying with certain electronic records and signature requirements. Prior to and following approval, if granted, all manufacturing sites are subject to inspection by the FDA and other national regulatory bodies and must comply with cGMP, QSR and other requirements enforced by the FDA and other national regulatory bodies through their facilities inspection program. Foreign manufacturing establishments must comply with similar regulations. In addition, our drug-manufacturing facilities located in Danbury and the facilities of our insulin supplier and the supplier of our MedTone inhaler and cartridges are subject to federal registration and listing requirements and, if applicable, to state licensing requirements. Failure, including those of our insulin and MedTone inhaler suppliers, to obtain and maintain applicable federal registrations or state licenses, or to meet the inspection criteria of the FDA or the other national regulatory bodies, would disrupt our manufacturing processes and would harm our business. In complying with standards set forth in these regulations, manufacturers must continue to expend time, money and effort in the area of production and quality control to ensure full compliance. Currently, we believe we are operating under all of the necessary guidelines and permits.

It is not yet clear to what extent we will be subject to regulations governing premarket approval or clearances of medical devices separate from approval requirements governing drugs. We currently expect that our inhaler will be approved as part of the NDA for our Technosphere Insulin System. No assurances exist that we will not be required to obtain separate device clearances or approval for use of our inhaler with our Technosphere Insulin System. This may result in our being subject to medical device review user fees and to other device requirements to market our inhaler and may result in significant delays in commercialization. Even if the device component is approved as part of our NDA for the Technosphere Insulin System, numerous device regulatory requirements still apply to the device part of the drug-device combination. These include:

- product labeling regulations;
- general prohibition against promoting products for unapproved or “off-label” uses;
- corrections and removals (e.g., recalls);
- establishment registration and device listing;
- general prohibitions against the manufacture and distribution of adulterated and misbranded devices; and
- the Medical Device Reporting regulation, which requires that manufacturers report to the FDA if their device may have caused or contributed to a death or serious injury or malfunctioned in a way that would likely cause or contribute to a death or serious injury if it were to recur.

Further, the company we have contracted to manufacture our MedTone inhaler and cartridges will be subject to the QSR, which requires manufacturers to follow elaborate design, testing, control, documentation and other quality assurance procedures during the manufacturing process of medical devices, among other requirements.

Failure to adhere to regulatory requirements at any stage of development, including the preclinical and clinical testing process, the review process, or at any time afterward, including after approval, may result in various adverse consequences. These consequences include action by the FDA or other national regulatory body that has the effect of delaying approval or refusing to approve a product; suspending or withdrawing an approved product from the market; seizing or recalling a product; or imposing criminal penalties against the manufacturer. In addition, later discovery of previously unknown problems may result in restrictions on a product, its manufacturer, or the NDA holder, or market restrictions through labeling changes or product withdrawal. Also, new government requirements may be established or they may change at any time that could delay or prevent regulatory approval of our products under development. For example, in response to recent events regarding questions about the safety of certain approved prescription products, including the lack of adequate warnings, the FDA and Congress are currently considering new regulatory and legislative approaches to advertising, monitoring and assessing the safety of marketed drugs, including legislation providing the FDA with authority to mandate labeling changes for

approved pharmaceutical products, particularly those related to safety. We also cannot be sure that the current Congressional and FDA initiatives pertaining to ensuring the safety of marketed drugs or other developments pertaining to the pharmaceutical industry will not adversely affect our operations. We cannot predict the likelihood, nature or extent of adverse governmental regulation that might arise from future legislative or administrative action, either in the United States or abroad.

In addition, the FDA imposes a number of complex regulations on entities that advertise and promote drugs, which include, among other requirements, standards for and regulations of direct-to-consumer advertising, off-label promotion, industry sponsored scientific and educational activities, and promotional activities involving the Internet. Such advertising and promotional activities are also being scrutinized by the FDA and Congress as a result of recent concerns that have been raised about the safety of marketed drugs. The FDA has very broad enforcement authority under the FDCA, and failure to comply with these regulations can result in penalties, including the issuance of a warning letter directing us to correct deviations from FDA standards, a requirement that future advertising and promotional materials be pre-cleared by the FDA, and state and federal civil and criminal investigations and prosecutions.

Products manufactured in the United States and marketed outside the United States are subject to certain FDA regulations, as well as regulation by the country in which the products are to be sold. We also would be subject to foreign regulatory requirements governing clinical trials and drug product sales if products are marketed abroad. Whether or not FDA approval has been obtained, approval of a product by the comparable regulatory authorities of foreign countries usually must be obtained prior to the marketing of the product in those countries. The approval process varies from jurisdiction to jurisdiction and the time required may be longer or shorter than that required for FDA approval.

Product development and approval within this regulatory framework take a number of years, involve the expenditure of substantial resources and are uncertain. Many drug products ultimately do not reach the market because they are not found to be safe or effective or cannot meet the FDA's other regulatory requirements. In addition, there can be no assurance that the current regulatory framework will not change or that additional regulation will not arise at any stage of our product development that may affect approval, delay the submission or review of an application or require additional expenditures by us. There can be no assurance that we will be able to obtain necessary regulatory clearances or approvals on a timely basis, if at all, for any of our product candidates under development, and delays in receipt or failure to receive such clearances or approvals, the loss of previously received clearances or approvals, or failure to comply with existing or future regulatory requirements could have a material adverse effect on our business and results of operations.

Under European Union regulatory systems, marketing authorizations may be submitted either under a centralized or decentralized procedure. The centralized procedure provides for the grant of a single marketing authorization that is valid for all European Union member states. The decentralized procedure provides for mutual recognition of national approval decisions. Under this latter procedure, the holder of a national marketing authorization may submit an application to the remaining member states. Within 90 days of receiving the application and assessment report, each member state must decide whether to recognize approval. We plan to choose the appropriate route of European regulatory filing in an attempt to accomplish the most rapid regulatory approvals. However, the chosen regulatory strategy may not secure regulatory approvals or approvals of the chosen product indications. In addition, these approvals, if obtained, may take longer than anticipated.

We cannot assure you that any of our product candidates will prove to be safe or effective, will receive regulatory approvals, or will be successfully commercialized.

In addition to the foregoing, we are subject to numerous federal, state and local laws relating to such matters as laboratory practices, the experimental use of animals, the use and disposal of hazardous or potentially hazardous substances, controlled drug substances, safe working conditions, manufacturing practices, environmental protection and fire hazard control. We may incur significant costs to comply with those laws and regulations now or in the future.

## **Patent restoration and marketing exclusivity**

The Drug Price Competition and Patent Term Restoration Act of 1984, known as the Hatch–Waxman Amendments to the Federal Food, Drug, and Cosmetic Act, permits the FDA to approve abbreviated NDAs, or ANDAs, for generic versions of innovator drugs and also provides certain patent restoration and market exclusivity protections to innovator drug manufacturers. The ANDA process permits competitor companies to obtain marketing approval for a new drug with the same active ingredient for the same uses, dosage form and strength as an innovator drug but does not require the conduct and submission of preclinical or clinical studies demonstrating safety and efficacy for that product. Instead of providing completely new safety and efficacy data, the ANDA applicant only need to submit manufacturing information and clinical data demonstrating that the copy is bioequivalent to the innovator’s product in order to gain marketing approval from the FDA.

Another type of marketing application allowed by the Hatch–Waxman Amendments, a Section 505(b)(2) application, may be permitted where a company does not own or have a right to reference all the data required for approval. Section 505(b)(2) NDAs are often submitted for drug products that contain the same active ingredient as those in first approved drug products and where additional studies are required for approval, such as for changes in routes of administration or dosage forms.

Once an NDA is approved, the product covered thereby becomes a “listed drug” which can, in turn, be cited by potential competitors in support of approval of an ANDA or a 505(b)(2) application.

The Hatch–Waxman Amendments provide for a period of three years exclusivity following approval of a listed drug that contains previously approved active ingredients but is approved in a new dosage, dosage form, route of administration or combination, or for a new use, the approval of which was required to be supported by new clinical trials conducted by or for the sponsor. During this period of exclusivity, FDA cannot grant effective approval of an ANDA or a 505(b)(2) application based on that listed drug.

The Hatch–Waxman Amendments also provide a period of five years exclusivity following approval of a drug containing no previously approved active ingredients. During this period of exclusivity, ANDAs or 505(b)(2) applications based upon those drugs cannot be submitted unless the submission accompanies a challenge to a listed patent, in which case the submission may be made four years following the original product approval.

Additionally, in the event that the sponsor of the listed drug has informed FDA of patents covering its listed drug and FDA lists those patents in the Orange Book, applicants submitting an ANDA or a 505(b)(2) application referencing that drug are required to certify whether they intend to market their generic products prior to expiration of those patents. If an ANDA applicant certifies that it believes one or more listed patents is invalid or not infringed, it is required to provide notice of its filing to the NDA sponsor and the patent holder. If either party then initiates a suit for patent infringement against the ANDA sponsor within 45 days of receipt of the notice, FDA cannot grant effective approval of the ANDA until either 30 months has passed or there has been a court decision holding that the patent in question is invalid or not infringed. If the ANDA applicant certifies that it does not intend to market its generic product before some or all listed patents on the listed drug expire, then FDA cannot grant effective approval of the ANDA until those patents expire. The first ANDA applicant submitting substantially complete applications certifying that listed patents for a particular product are invalid or not infringed may qualify for a period of 180 days after a court decision of invalidity or non–infringement or after it begins marketing its product, whichever occurs first. During this 180 day period, subsequently submitted ANDAs cannot be granted effective approval.

The FDA Modernization Act of 1997 included a pediatric exclusivity provision that was extended by the Best Pharmaceuticals for Children Act of 2002. Pediatric exclusivity is designed to provide an incentive to manufacturers for conducting research about the safety and efficacy of their products in children. Pediatric exclusivity, if granted, provides an additional six months of market exclusivity in the United States for new or currently marketed drugs if certain pediatric studies requested by the FDA are completed by the applicant and the applicant has other existing patent or exclusivity protection for the drug. To obtain this additional six months of exclusivity, it would be necessary for us to first receive a written request from the FDA to conduct pediatric studies and then to conduct the requested studies according to a previously agreed timeframe and submit the report of the study. There can be no assurances that we would receive a written request from the FDA and if so that we would complete the studies in

accordance with the requirements for this six-month exclusivity. The current pediatric exclusivity provision is scheduled to end on October 1, 2007, and there can be no assurances that it will be reauthorized.

## EMPLOYEES

As of December 31, 2006, we had 545 full-time employees, all of whom are employed at-will. One hundred seven of these employees were engaged in research and development, 138 in manufacturing, 204 in clinical, regulatory affairs and quality assurance and 96 in administration, finance, management, information systems, marketing, corporate development and human resources. Fifty-three of these employees have a Ph.D. degree and/or M.D. degree and are engaged in activities relating to research and development, manufacturing, quality assurance and business development. None of our employees is subject to a collective bargaining agreement. We believe relations with our employees are good.

## SCIENTIFIC ADVISORS

We seek advice from a number of leading scientists and physicians on scientific, technical and medical matters. These advisors are leading scientists in the areas of pharmacology, chemistry, immunology and biology. Our scientific advisors are consulted regularly to assess, among other things:

- our research and development programs;
- the design and implementation of our clinical programs;
- our patent and publication strategies;
- market opportunities from a clinical perspective;
- new technologies relevant to our research and development programs; and
- specific scientific and technical issues relevant to our business.

The following are our scientific advisors and their primary affiliations:

Name	Primary Affiliation
Richard Bergenstal, M.D.	International Diabetes Center
William Boswell, M.D., FACR	University of Southern California School of Medicine
James Bryan, M.D.	Pharmaceutical Product Development, Inc.
Alexander Fleming, M.D.	Kinexum Corporation
Martin Kast, Ph.D.	Norris Comprehensive Cancer Center, University of Southern California
Thomas Kundig, M.D.	University of Zurich
Harold E. Lebovitz, M.D., FACE	State University of New York — Brooklyn
Frederick Levy, Ph.D.	Ludwig Institute for Cancer Research
Robert Morgan, Jr., M.D., FACP	City of Hope National Medical Center
Robert Ozols, M.D., Ph.D.	Fox Chase Cancer Center
Daniel Porte, M.D.	University of California, San Diego
Philip Raskin, M.D., FACE, FACP	University of Texas Southwestern Medical Center
Robert Rizza, M.D.	Mayo Clinic
Julio Rosenstock, M.D.	Dallas Diabetes and Endocrine Center
Jesse Roth, M.D.	North Shore Long Island Jewish Medical Center
Jay S. Skyler, M.D.	University of Miami Diabetes Research Institute
Rolf Zinkernagel, M.D., Ph.D., Nobel Laureate	University of Zurich
Bernie Zinman, M.D.	Mount Sinai Hospital, Toronto



## EXECUTIVE OFFICERS

The following table sets forth our current executive officers and their ages as of December 31, 2006:

Name	Age	Position(s)
Alfred E. Mann	81	Chairman of the Board of Directors and Chief Executive Officer
Hakan S. Edstrom	56	President, Chief Operating Officer and Director
Richard L. Anderson	67	Corporate Vice President and Chief Financial Officer
Dr. Peter C. Richardson	47	Corporate Vice President and Chief Scientific Officer
Juergen A. Martens, Ph.D.	51	Corporate Vice President, Operations
David Thomson, Ph.D., J.D.	40	Corporate Vice President, General Counsel and Corporate Secretary
Diane M. Palumbo	53	Corporate Vice President, Human Resources

*Alfred E. Mann* has been one of our directors since April 1999, our Chairman of the Board since December 2001 and our Chief Executive Officer since October 2003. He founded and formerly served as Chairman and Chief Executive Officer of MiniMed, Inc., a publicly traded company focused on diabetes therapy and microinfusion drug delivery that was acquired by Medtronic, Inc. in August 2001. Mr. Mann also founded and, from 1972 through 1992, served as Chief Executive Officer of Pacesetter Systems, Inc. and its successor, Siemens Pacesetter, Inc., a manufacturer of cardiac pacemakers, now the Cardiac Rhythm Management Division of St. Jude Medical Corporation. Mr. Mann founded and since 1993, has served as Chairman and Co-Chief Executive Officer of Advanced Bionics Corporation, a medical device manufacturer focused on neurostimulation to restore hearing to the deaf and to treat chronic pain and other neural deficits, that was acquired by Boston Scientific Corporation in June 2004. Mr. Mann has also founded and is non-executive Chairman of Second Sight, which is developing a visual prosthesis for the blind and Quallion, which produces batteries for medical products and for the military and aerospace industries. Mr. Mann is also non-executive Chairman of the Alfred Mann Foundation and Alfred Mann Institute at the University of Southern California, and the Alfred Mann Foundation for Biomedical Engineering, which is establishing additional institutes at other research universities. Mr. Mann holds a bachelor's and master's degree in Physics from the University of California at Los Angeles, honorary doctorates from Johns Hopkins University, the University of Southern California, Western University and the Technion-Israel Institute of Technology and is a member of the National Academy of Engineering.

*Hakan S. Edstrom* has been our President and Chief Operating Officer since April 2001 and has served as one of our directors since December 2001. Mr. Edstrom was with Bausch & Lomb, Inc., a health care product company, from January 1998 to April 2001, advancing to the position of Senior Corporate Vice President and President of Bausch & Lomb, Inc. Americas Region. From 1981 to 1997, Mr. Edstrom was with Pharmacia Corporation, where he held various executive positions, including President and Chief Executive Officer of Pharmacia Ophthalmics Inc. Mr. Edstrom is currently a director of Q-Med AB, a biotechnology and medical device company. Mr. Edstrom was educated in Sweden and holds a master's degree in business administration from the Stockholm School of Economics.

*Richard L. Anderson* has been our Corporate Vice President and Chief Financial Officer since October 2002. From January 1997 to September 2002, Mr. Anderson held various executive positions at NeoRx Corporation, a Seattle-based publicly traded biotechnology company, including President, Chief Operating Officer, Chief Financial Officer and Senior Vice President, Finance and Operations. Mr. Anderson holds a master's degree in Management from Johns Hopkins University, a master's degree in solid state physics from the University of Maryland and a bachelor's degree in physics from Bucknell University.

*Dr. Peter C. Richardson* has been our Corporate Vice President and Chief Scientific Officer since October 2005. From 1991 to October 2005, he was employed by Novartis Pharmaceuticals Corporation, which is the U.S. affiliate of Novartis AG, a world leader in healthcare, most recently as Senior Vice President, Global Head of Development Alliances. From 2003 until 2005, he was Senior Vice President and Head of Development of Novartis

Pharmaceuticals KK Japan. He earlier practiced as an endocrinologist. Dr. Richardson holds a B.Med.Sci (Hons.) and a BM.BS (Hons.) from University of Nottingham Medical School; an MRCP (UK) from the Royal College of Physicians, UK; a Certificate in Pharmaceutical Medicine from Universities of Freiburg, Strasbourg and Basle; and a Diploma in Pharmaceutical Medicine from the Royal College of Physicians Faculty of Pharmaceutical Medicine.

*Juergen A. Martens, Ph.D.* has been our Corporate Vice President of Operations since September 2005. From 2000 to August 2005, he was employed by Nektar Therapeutics, Inc., most recently as Vice President of Pharmaceutical Technology Development. Previously, he held technical management positions at Aerojet Fine Chemicals from 1998 to 2000 and at FMC Corporation from 1996 to 1998. From 1987 to 1996, Dr. Martens held a variety of management positions with increased responsibility in R&D, plant management, and business process development at Lonza, in Switzerland and in the United States. Dr. Martens holds a BS in chemical engineering from the Technical College Mannheim/Germany, a BS/MS in chemistry and a doctorate in physical chemistry from the University of Marburg/Germany.

*David Thomson, Ph.D., J.D.* has been our Corporate Vice President, General Counsel and Corporate Secretary since January 2002. Prior to joining us, he practiced corporate/commercial and securities law at the Toronto law firm of Davies Ward Phillips & Vineberg LLP from May 1999 through December 2001, except for a period from May to December 2000, when he served as Vice President, Business Development for CTL ImmunoTherapies Corp. From March 1994 to August 1996, Dr. Thomson held a post-doctoral position at the Rockefeller University, where he conducted medical research in the Laboratory of Neurophysiology. Dr. Thomson obtained his bachelor's degree, master's degree and Ph.D. degree from Queens University and obtained his J.D. degree from the University of Toronto.

*Diane M. Palumbo* has been our Corporate Vice President of Human Resources since November 2004. From July 2003 to November 2004, she was President of her own human resources consulting company. From June 1991 to July 2003, Ms. Palumbo held various positions with Amgen, Inc., a California-based biopharmaceutical company, including Senior Director, Human Resources. In addition, Ms. Palumbo has held Human Resources positions with Unisys and Mitsui Bank Ltd. of Tokyo. She holds a master's degree in business administration from St. John's University, NY and a bachelor of science degree, magna cum laude, also from St. John's University, NY.

Executive officers serve at the discretion of the Board of Directors. There are no family relationships between any of the directors and executive officers of MannKind.

#### **Item 1A. Risk Factors**

*You should consider carefully the following information about the risks described below, together with the other information contained in this report, before you decide to buy or maintain an investment in our common stock. We believe the risks described below are the risks that are material to us as of the date of this annual report. Additional risks and uncertainties not presently known to us or that we currently deem immaterial may also affect our business. If any of the following risks actually occur, our business, financial condition, results of operations and future growth prospects would likely be materially and adversely affected. In these circumstances, the market price of our common stock could decline, and you may lose all or part of the money you paid to buy our common stock.*

#### **RISKS RELATED TO OUR BUSINESS**

***We have a history of operating losses, we expect to continue to incur losses and we may never become profitable.***

We are a development stage company with no commercial products. All of our product candidates are still being developed, and all but our Technosphere Insulin System are still in early stages of development. Our product candidates will require significant additional development, clinical trials, regulatory clearances and additional investment before they can be commercialized. We anticipate that our Technosphere Insulin System will not be commercially available for several years, if at all.

We have never been profitable and, as of December 31, 2006, we had an accumulated deficit of \$787.8 million. The accumulated deficit has resulted principally from costs incurred in our research and development programs, the

write-off of goodwill and general operating expenses. We expect to make substantial expenditures and to incur increasing operating losses in the future in order to further develop and commercialize our product candidates, including costs and expenses to complete clinical trials, seek regulatory approvals and market our product candidates. This accumulated deficit may increase significantly as we expand development and clinical trial efforts.

Our losses have had, and are expected to continue to have, an adverse impact on our working capital, total assets and stockholders' equity. Our ability to achieve and sustain profitability depends upon obtaining regulatory approvals for and successfully commercializing our Technosphere Insulin System, either alone or with third parties. We do not currently have the required approvals to market any of our product candidates, and we may not receive them. We may not be profitable even if we succeed in commercializing any of our product candidates. As a result, we cannot be sure when we will become profitable, if at all.

***If we fail to raise additional capital, our financial condition and business would suffer.***

It is costly to develop therapeutic product candidates and conduct clinical trials for these product candidates. Although we currently are focusing on our Technosphere Insulin System as our lead product candidate, we may in the future conduct clinical trials for a number of additional product candidates. Our future revenues may not be sufficient to support the expense of these activities.

On December 12, 2006, we closed the sale of 20,000,000 shares of our common stock at a public offering price of \$17.42 per share and on December 19, 2006, closed the sale of an additional 3,000,000 shares of our common stock at a public offering price of \$17.42 per share pursuant to an over-allotment option granted to the underwriters of the offering. The resulting aggregate net proceeds to us from this common stock offering was approximately \$384.7 million after expenses. On December 12, 2006, we also sold \$115.0 million aggregate principal amount of 3.75% Senior Convertible Notes due 2013, which included \$15.0 million aggregate principal amount of the notes sold to cover over-allotments. The resulting aggregate net proceeds to us from this note offering was approximately \$111.3 million after expenses.

In August 2006, we entered into a \$150.0 million loan arrangement with our principal stockholder, which was amended on October 30, 2006. Under this arrangement, we can borrow funds in one or more advances at any time through August 2, 2007 should our cash balance fall below our projected cash requirements for the subsequent three months, provided that each advance be no less than \$10.0 million and provided that at no time shall the total principal amount borrowed exceed \$150.0 million. Principal repayment is due and payable one year from the date of each advance. As of December 31, 2006, there are no amounts borrowed and outstanding under this loan arrangement with our principal stockholder.

Based upon our current expectations, we believe that our existing capital resources, including the net proceeds from our sale of common stock and senior convertible notes in December 2006 and the loan agreement with our principal stockholder, will enable us to continue planned operations into the first quarter of 2008. However, we cannot assure you that our plans will not change or that changed circumstances will not result in the depletion of our capital resources more rapidly than we currently anticipate. Accordingly, we plan to raise additional capital, either through the sale of equity and/or debt securities, a strategic business collaboration or the establishment of other funding facilities, in order to continue the development and commercialization of our Technosphere Insulin System and other product candidates and to support our other ongoing activities. The amount of additional funds we need will depend on a number of factors, including:

- the rate of progress and costs of our clinical trials and research and development activities, including costs of procuring clinical materials and expanding our own manufacturing facilities;
- our success in establishing strategic business collaborations and the timing and amount of any payments we might receive from any collaboration we are able to establish;
- actions taken by the FDA and other regulatory authorities affecting our products and competitive products;
- our degree of success in commercializing our Technosphere Insulin System or our other product candidates;
- the emergence of competing technologies and products and other adverse market developments;



- the timing and amount of payments we might receive from potential licensees;
- the costs of preparing, filing, prosecuting, maintaining and enforcing patent claims and other intellectual property rights or defending against claims of infringement by others; and
- the costs of discontinuing projects and technologies or decommissioning existing facilities, if we undertake those activities.

We have raised capital in the past primarily through the sale of equity securities and most currently through the sale of equity and debt securities. We may in the future pursue the sale of additional equity and/or debt securities, or the establishment of other funding facilities. Issuances of additional debt or equity securities or the conversion of any of our currently outstanding convertible debt securities into shares of our common stock could impact your rights as a holder of our common stock and may dilute your ownership percentage. Moreover, the establishment of other funding facilities may impose restrictions on our operations. These restrictions could include limitations on additional borrowing and specific restrictions on the use of our assets, as well as prohibitions on our ability to create liens, pay dividends, redeem our stock or make investments.

We also may seek to raise additional capital by pursuing opportunities for the licensing, sale of certain intellectual property and other assets, including our Technosphere technology platform. We cannot offer assurances, however, that any strategic collaborations, sales of securities or sales or licenses of assets will be available to us on a timely basis or on acceptable terms, if at all. We may be required to enter into relationships with third parties to develop or commercialize products or technologies that we otherwise would have sought to develop independently, and any such relationships may not be on terms as commercially favorable to us as might otherwise be the case.

In the event that sufficient additional funds are not obtained through strategic collaboration opportunities, sales of securities, licensing arrangements and/or asset sales on a timely basis, we may be required to reduce expenses through the delay, reduction or curtailment of our projects, including our Technosphere Insulin System development activities, or further reduction of costs for facilities and administration.

***We depend heavily on the successful development and commercialization of our lead product candidate, the Technosphere Insulin System, which is still in clinical development, and our other product candidates, most of which are still in preclinical development.***

To date, we have not completed the development of any product candidates through to commercialization. Our Technosphere Insulin System is currently undergoing clinical trials, while our other product candidates are generally in research or preclinical development. We anticipate that in the near term, our ability to generate revenues will depend solely on the successful development and commercialization of our Technosphere Insulin System.

We have expended significant time, money and effort in the development of our lead product candidate, the Technosphere Insulin System, which has not yet received regulatory approval and which may never be commercialized. Before we can market and sell our Technosphere Insulin System, we will need to advance our Technosphere Insulin System through Phase 3 clinical trials and demonstrate in these trials that our Technosphere Insulin System is safe and effective. We have initiated all of our pivotal Phase 3 clinical trials as well as several special population studies for our Technosphere Insulin System, all of which will require additional time and substantial expenditure of resources. We must also receive the necessary approvals from the FDA and similar foreign regulatory agencies before this product candidate can be marketed in the United States or elsewhere. Even if we were to receive regulatory approval, we ultimately may be unable to gain market acceptance of our Technosphere Insulin System for a variety of reasons, including the treatment and dosage regimen, potential adverse effects, the availability of alternative treatments and cost effectiveness. If we fail to commercialize our Technosphere Insulin System, our business, financial condition and results of operations will be materially and adversely affected.

We are seeking to develop and expand our portfolio of product candidates through our internal research programs and through licensing or otherwise acquiring the rights to therapeutics in the areas of cancer and other indications. All of these product candidates will require additional research and development and significant

preclinical, clinical and other testing prior to seeking regulatory approval to market them. Accordingly, these product candidates will not be commercially available for a number of years, if at all.

A significant portion of the research that we are conducting involves new and unproven compounds and technologies, including our Technosphere Insulin System, Technosphere platform technology and immunotherapy product candidates. Research programs to identify new product candidates require substantial technical, financial and human resources. Even if our research programs identify candidates that initially show promise, these candidates may fail to progress to clinical development for any number of reasons, including discovery upon further research that these candidates have adverse effects or other characteristics that indicate they are unlikely to be effective. In addition, the clinical results we obtain at one stage are not necessarily indicative of future testing results. If we fail to successfully complete the development and commercialization of our Technosphere Insulin System or develop or expand our other product candidates, or are significantly delayed in doing so, our business and results of operations will be harmed and the value of our stock could decline.

***If we do not achieve our projected development goals in the timeframes we announce and expect, our business would be harmed and the market price of our common stock could decline.***

For planning purposes, we estimate the timing of the accomplishment of various scientific, clinical, regulatory and other product development goals, which we sometimes refer to as milestones. These milestones may include the commencement or completion of scientific studies and clinical trials and the submission of regulatory filings. From time to time, we publicly announce the expected timing of some of these milestones. All of these milestones are based on a variety of assumptions. The actual timing of the achievement of these milestones can vary dramatically compared to our estimates, in many cases for reasons beyond our control, depending on numerous factors, including:

- the rate of progress, costs and results of our clinical trial and research and development activities, which will be impacted by the level of proficiency and experience of our clinical staff;
- our ability to identify and enroll patients who meet clinical trial eligibility criteria;
- our ability to access sufficient, reliable and affordable supplies of components used in the manufacture of our product candidates, including insulin and other materials for our Technosphere Insulin System;
- the costs of expanding and maintaining manufacturing operations, as necessary;
- the extent of scheduling conflicts with participating clinicians and clinical institutions;
- the receipt of approvals by our competitors and by us from the FDA and other regulatory agencies; and
- other actions by regulators.

In addition, if we do not obtain sufficient additional funds through sales of securities, strategic collaborations or the license or sale of certain of our assets on a timely basis, we may be required to reduce expenses by delaying, reducing or curtailing our Technosphere Insulin System or other product development activities, which would impact our ability to meet milestones. If we fail to commence or complete, or experience delays in or are forced to curtail, our proposed clinical programs or otherwise fail to adhere to our projected development goals in the timeframes we announce and expect, our business and results of operations will be harmed and the market price of our common stock may decline.

***We face substantial competition in the development of our product candidates and may not be able to compete successfully, and our product candidates may be rendered obsolete by rapid technological change.***

We initially are focusing on the development of our Technosphere Insulin System for the treatment of diabetes, and we face intense competition in this area. In January 2006, the FDA and the European Commission approved Exubera, developed by Pfizer, Inc. in collaboration with Nektar Therapeutics, for the treatment of adults with type 1 and type 2 diabetes. Exubera has been launched in Germany, Ireland, the United Kingdom and, to a limited extent, the United States. Pfizer has announced that it will begin a direct-to-consumer campaign in the second half of 2007.

In July 2005, Eli Lilly and Company, in collaboration with Alkermes, Inc., initiated a pivotal Phase 3 safety trial of their AIR inhaled insulin system, which completed patient enrollment in June 2006. We believe Lilly plans to submit a New Drug Application, or NDA, for the AIR inhaled insulin system in 2009. In September 2006, Novo Nordisk A.S. began recruiting patients for a two-year Phase 3 safety trial of their AERx inhaled insulin system, after previously suspending clinical trials of the AERx product. In addition, a number of established pharmaceutical companies have or are developing technologies for the treatment of diabetes. We also face substantial competition for the development of our other product candidates.

Many of our existing or potential competitors have, or have access to, substantially greater financial, research and development, production, and sales and marketing resources than we do and have a greater depth and number of experienced managers. As a result, our competitors may be better equipped than we are to develop, manufacture, market and sell competing products.

The rapid rate of scientific discoveries and technological changes could result in one or more of our product candidates becoming obsolete or noncompetitive. Our competitors may develop or introduce new products that render our technology and our Technosphere Insulin System less competitive, uneconomical or obsolete. Pfizer, the first to commercialize an inhaled insulin system, will have an advantage in being able to gain reputation and market share as well as set parameters for the inhaled insulin market such as pricing and reimbursement strategies. Our future success will depend not only on our ability to develop our product candidates but to improve them and to keep pace with emerging industry developments. We cannot assure you that we will be able to do so.

We also expect to face increasing competition from universities and other non-profit research organizations. These institutions carry out a significant amount of research and development in the areas of diabetes and cancer. These institutions are becoming increasingly aware of the commercial value of their findings and are more active in seeking patent and other proprietary rights as well as licensing revenues.

***If we fail to enter into a strategic collaboration with respect to our Technosphere Insulin System, we may not be able to execute on our business model.***

We are currently evaluating potential collaborations with respect to our Technosphere Insulin System. If we are not able to enter into a collaboration on terms that are favorable to us, we could be required to undertake and fund product development, clinical trials, manufacturing and marketing activities solely at our own expense. We currently estimate that the cost to continue the development of our Technosphere Insulin System over the next 12 months would be up to \$300 million. However, this estimate may change based on how the program proceeds. Failure to enter into a collaboration with respect to our Technosphere Insulin System could substantially increase our requirements for capital, which might not be available on favorable terms, if at all. Alternatively, we would have to substantially reduce our development efforts, which would delay or otherwise impede the commercialization of our Technosphere Insulin System.

We will face similar challenges as we seek to develop our other product candidates. Our current strategy for developing, manufacturing and commercializing our other product candidates includes evaluating the potential for collaborating with pharmaceutical and biotechnology companies at some point in the drug development process and for these collaborators to undertake the advanced clinical development and commercialization of our product candidates. It may be difficult for us to find third parties that are willing to enter into collaborations on economic terms that are favorable to us, or at all. Failure to enter into a collaboration with respect to any other product candidate could substantially increase our requirements for capital and force us to substantially reduce our development effort.

***If we enter into collaborative agreements with respect to our Technosphere Insulin System and if our third-party collaborators do not perform satisfactorily or if our collaborations fail, development or commercialization of our Technosphere Insulin System may be delayed and our business could be harmed.***

We currently rely on clinical research organizations and hospitals to conduct, supervise or monitor some or all aspects of clinical trials involving our Technosphere Insulin System. Further, we may also enter into license agreements, partnerships or other collaborative arrangements to support the financing, development and marketing

of our Technosphere Insulin System. We may also license technology from others to enhance or supplement our technologies. These various collaborators may enter into arrangements that would make them potential competitors. These various collaborators also may breach their agreements with us and delay our progress or fail to perform under their agreements, which could harm our business.

If we enter into collaborative arrangements, we will have less control over the timing, planning and other aspects of our clinical trials, and the sale and marketing of our Technosphere Insulin System and our other product candidates. We cannot offer assurances that we will be able to enter into satisfactory arrangements with third parties as contemplated or that any of our existing or future collaborations will be successful.

***Testing of our Technosphere Insulin System or another product candidate may not yield successful results, and even if it does, we may still be unable to commercialize that product candidate.***

Our research and development programs are designed to test the safety and efficacy of our Technosphere Insulin System and our other product candidates through extensive preclinical and clinical testing. We may experience numerous unforeseen events during, or as a result of, the testing process that could delay or prevent commercialization of our Technosphere Insulin System or any of our other product candidates, including the following:

- safety and efficacy results obtained in our preclinical and initial clinical testing may be inconclusive or may not be predictive of results obtained in later-stage clinical trials or following long-term use, and we may as a result be forced to stop developing product candidates that we currently believe are important to our future;
- the data collected from clinical trials of our product candidates may not be sufficient to support FDA or other regulatory approval;
- after reviewing test results, we or any potential collaborators may abandon projects that we previously believed were promising; and
- our product candidates may not produce the desired effects or may result in adverse health effects or other characteristics that preclude regulatory approval or limit their commercial use if approved.

We have initiated a pivotal Phase 3 safety study of our Technosphere Insulin System to evaluate pulmonary function over a period of two years. Our Technosphere Insulin System is intended for multiple uses per day. Due to the size and timeframe over which existing and planned clinical trials are conducted, the results of clinical trials, including our existing Phase 3 trials, may not be indicative of the effects of the use of our Technosphere Insulin System over longer terms. If long-term use of our Technosphere Insulin System results in adverse health effects or reduced efficacy or both, the FDA or other regulatory agencies may terminate our ability to market and sell our Technosphere Insulin System, may narrow the approved indications for use or otherwise require restrictive product labeling or marketing, or may require further clinical trials, which may be time-consuming and expensive and may not produce favorable results.

As a result of any of these events, the FDA, other regulatory authorities, any collaborator or we may suspend or terminate clinical trials or marketing of our Technosphere Insulin System at any time. Any suspension or termination of our clinical trials or marketing activities may harm our business and results of operations and the market price of our common stock may decline.

***If we are unable to transition successfully from an early-stage development company to a company that commercializes therapeutics, our operations would suffer.***

We are at a critical juncture in our development, having transitioned from an early-stage development company to one with multiple Phase 3 clinical trials. Phase 3 development of our Technosphere Insulin System is far more complex than the earlier phases. Overall, we plan to support a significant number of studies in the near term. We have not previously implemented the range of studies contemplated for our Phase 3 clinical program. Moreover, as a company, we have no previous experience in the Phase 3-through-NDA stage of product development.

We require a well-structured plan to make this transition. In the past year, we have added a significant number of new executive personnel, particularly in clinical development, regulatory and manufacturing production,

including personnel with significant Phase 3-to-commercialization experience. We have aligned our management structure to accommodate the increasing complexity of our operations, and we are implementing the following measures, among others, to accommodate our transition, complete development of our Technosphere Insulin System and successfully implement our commercialization strategy for our Technosphere Insulin System:

- expand our manufacturing capabilities;
- develop comprehensive and detailed commercialization, clinical development and regulatory plans; and
- implement standard operating procedures.

If we are unable to accomplish these measures in a timely manner, we would be at considerable risk of failing to:

- complete our Phase 3 clinical trial program in a deliberate fashion, on time and within budget; and
- develop through our Phase 3 trials the key clinical data needed to obtain regulatory approval and compete successfully in the marketplace.

***If our suppliers fail to deliver materials and services needed for the production of our Technosphere Insulin System in a timely and sufficient manner, or they fail to comply with applicable regulations, our business and results of operations would be harmed and the market price of our common stock could decline.***

For our Technosphere Insulin System to be commercially viable, we need access to sufficient, reliable and affordable supplies of insulin, our MedTone inhaler, the related cartridges and other materials. We currently have a long-term supply agreement with Diosynth B.V., now N.V. Organon, an independent supplier of insulin and a subsidiary of Akzo Nobel, which is currently our sole supplier for insulin. We are aware of at least five other suppliers of bulk insulin but to date we have not entered into a commercial relationship with any of the five. Currently we obtain our Technosphere pre-cursor raw material from Degussa AG, a major chemical manufacturer with facilities in Europe and North America. We utilize our in-house chemical manufacturing plant as a back up facility. We believe Degussa AG has the capacity to supply our current clinical and future commercial requirements. We entered into a long-term supply agreement with Vaupell, Inc., the supplier of our MedTone inhaler and cartridges. We must rely on our suppliers to comply with relevant regulatory and other legal requirements, including the production of insulin in accordance with current drug Good Manufacturing Practices, or cGMP, and the production of MedTone inhaler and related cartridges in accordance with device Quality System Regulations, or QSR. The supply of all of these materials may be limited or the manufacturers may not meet relevant regulatory requirements, and if we are unable to obtain these materials in sufficient amounts, in a timely manner and at reasonable prices, or if we should encounter delays or difficulties in our relationships with manufacturers or suppliers, the development or manufacturing of our Technosphere Insulin System may be delayed. Any such events would delay the submission of our Technosphere Insulin System for regulatory approval or market introduction and subsequent sales and, if so, our business and results of operations will be harmed and the market price of our common stock may decline.

***We have never manufactured our Technosphere Insulin System or any other product candidate in commercial quantities, and if we fail to develop an effective manufacturing capability for our product candidates or to engage third-party manufacturers with this capability, we may be unable to commercialize these products.***

We currently obtain our Technosphere pre-cursor raw material primarily from Degussa AG. We use our Danbury, Connecticut facility to formulate Technosphere Insulin, fill plastic cartridges with Technosphere Insulin and blister package the cartridges for our clinical trials. We are currently increasing our formulation, fill and finishing capabilities at Danbury in order to accommodate our activities through initial commercialization. This expansion will involve a number of third-party suppliers of equipment and materials as well as engineering and construction services. Our suppliers may not deliver all of the required equipment, materials and services in a timely manner or at reasonable prices. If we encounter difficulties in our relationships with these suppliers, or if a supplier



becomes unable to provide us with goods or services at the agreed-upon price, our facilities expansion could be delayed or its costs increased.

We have never manufactured our Technosphere Insulin System or any other product candidate in commercial quantities. As our product candidates move through the regulatory process, we will need to either develop the capability of manufacturing on a commercial scale or engage third-party manufacturers with this capability, and we cannot offer assurances that we will be able to do either successfully. The manufacture of pharmaceutical products requires significant expertise and capital investment, including the development of advanced manufacturing techniques and process controls. Manufacturers of pharmaceutical products often encounter difficulties in production, especially in scaling up to commercial production. These problems include difficulties with production costs and yields, quality control and assurance and shortages of qualified personnel, as well as compliance with strictly enforced federal, state and foreign regulations. In addition, before we would be able to produce commercial quantities of Technosphere Insulin at our Danbury facility, it would have to undergo a pre-approval inspection by the FDA. The expansion process and preparation for the FDA's pre-approval inspection for commercial production at the Danbury facility could take an additional six months or longer. If we use a third-party supplier to formulate Technosphere Insulin or produce raw material, the transition could also require significant start-up time to qualify and implement the manufacturing process. If we engage a third-party manufacturer, our third-party manufacturer may not perform as agreed or may terminate its agreement with us.

Any of these factors could cause us to delay or suspend clinical trials, regulatory submissions, required approvals or commercialization of our product candidates, entail higher costs and result in our being unable to effectively commercialize our products. Furthermore, if we or a third-party manufacturer fail to deliver the required commercial quantities of any product on a timely basis and at commercially reasonable prices, and we were unable to promptly find one or more replacement manufacturers capable of production at a substantially equivalent cost, in substantially equivalent volume and on a timely basis, we would likely be unable to meet demand for such products and we would lose potential revenues.

***We deal with hazardous materials and must comply with environmental laws and regulations, which can be expensive and restrict how we do business.***

Our research and development work involves the controlled storage and use of hazardous materials, including chemical, radioactive and biological materials. In addition, our manufacturing operations involve the use of CBZ-lysine, which is stable and non-hazardous under normal storage conditions, but may form an explosive mixture under certain conditions. Our operations also produce hazardous waste products. We are subject to federal, state and local laws and regulations governing how we use, manufacture, store, handle and dispose of these materials. Moreover, the risk of accidental contamination or injury from hazardous materials cannot be completely eliminated, and in the event of an accident, we could be held liable for any damages that may result, and any liability could fall outside the coverage or exceed the limits of our insurance. Currently, our general liability policy provides coverage up to \$1 million per occurrence and \$2 million in the aggregate and is supplemented by an umbrella policy that provides a further \$4 million of coverage; however, our insurance policy excludes pollution coverage and we do not carry a separate hazardous materials policy. In addition, we could be required to incur significant costs to comply with environmental laws and regulations in the future. Finally, current or future environmental laws and regulations may impair our research, development or production efforts.

When we purchased the facilities located in Danbury, Connecticut in 2001, there was a soil cleanup plan in process. As part of the purchase, we obtained an indemnification from the seller related to the remediation of the soil for all known environmental conditions that existed at the time the seller acquired the property. The seller is, in turn, indemnified for these known environmental conditions by the previous owner. We initiated the final stages of the soil cleanup plan which we estimate will cost approximately \$1.5 to \$3.0 million to complete by the end of 2007. We also received an indemnification from the seller for environmental conditions created during its ownership of the property and for environmental problems unknown at the time that the seller acquired the property. These additional indemnities are limited to the purchase price that we paid for the Danbury facilities. In the event that any cleanup costs are imposed on us and we are unable to collect the full amount of these costs and expenses from the seller or the party responsible for the contamination, we may be required to pay these costs and our business and results of operations may be harmed.

***If we fail to enter into collaborations with third parties, we would be required to establish our own sales, marketing and distribution capabilities, which could impact the commercialization of our products and harm our business.***

A broad base of physicians, including primary care physicians, internists and endocrinologists, treat patients with diabetes. A large sales force will be required in order to educate and support these physicians. Therefore, we plan to enter into collaborations with one or more pharmaceutical companies to market, distribute and sell our Technosphere Insulin System, if it is approved. If we fail to enter into collaborations, we would be required to establish our own direct sales, marketing and distribution capabilities. Establishing these capabilities can be time-consuming and expensive and we estimate that establishing a specialty sales force would cost more than \$35 million. Because of our size, we would be at a disadvantage to our potential competitors, all of which either are or have collaborated with large pharmaceutical companies that have substantially more resources than we do. As a result, we would not initially be able to field a sales force as large as our competitors or provide the same degree of market research or marketing support. In addition, our competitors would have a greater ability to devote research resources toward expansion of the indications for their products. We cannot assure you that we will succeed in entering into acceptable collaborations, that any such collaboration will be successful or, if not, that we will successfully develop our own sales, marketing and distribution capabilities.

***If any product that we may develop does not become widely accepted by physicians, patients, third-party payers and the healthcare community, we may be unable to generate significant revenue, if any.***

Technosphere Insulin System and our other product candidates are new and unproven. Even if any of our product candidates obtain regulatory approvals, it may not gain market acceptance among physicians, patients, third-party payers and the healthcare community. Failure to achieve market acceptance would limit our ability to generate revenue and would adversely affect our results of operations.

The degree of market acceptance of our Technosphere Insulin System and our other product candidates will depend on many factors, including the:

- claims for which FDA approval can be obtained, including superiority claims;
- perceived advantages and disadvantages of competitive products;
- willingness and ability of patients and the healthcare community to adopt new technologies;
- ability to manufacture the product in sufficient quantities with acceptable quality and at an acceptable cost;
- perception of patients and the healthcare community, including third-party payers, regarding the safety, efficacy and benefits of the product compared to those of competing products or therapies;
- convenience and ease of administration of the product relative to existing treatment methods;
- pricing and reimbursement of the product relative to existing treatment therapeutics and methods; and
- marketing and distribution support for the product.

Physicians will not recommend a product until clinical data or other factors demonstrate the safety and efficacy of the product as compared to other treatments. Even if the clinical safety and efficacy of our product candidates is established, physicians may elect not to recommend these product candidates for a variety of factors, including the reimbursement policies of government and third-party payers and the effectiveness of our competitors in marketing their therapies. Because of these and other factors, any product that we may develop may not gain market acceptance, which would materially harm our business, financial condition and results of operations.

***If third-party payers do not reimburse customers for our products, our products might not be used or purchased, which would adversely affect our revenues.***

Our future revenues and potential for profitability may be affected by the continuing efforts of governments and third-party payers to contain or reduce the costs of healthcare through various means. For example, in certain foreign markets the pricing of prescription pharmaceuticals is subject to governmental control. In the United States,

there has been, and we expect that there will continue to be, a number of federal and state proposals to implement similar governmental controls. We cannot be certain what legislative proposals will be adopted or what actions federal, state or private payers for healthcare goods and services may take in response to any healthcare reform proposals or legislation. Such reforms may make it difficult to complete the development and testing of our Technosphere Insulin System and our other product candidates, and therefore may limit our ability to generate revenues from sales of our product candidates and achieve profitability. Further, to the extent that such reforms have a material adverse effect on the business, financial condition and profitability of other companies that are prospective collaborators for some of our product candidates, our ability to commercialize our product candidates under development may be adversely affected.

In the United States and elsewhere, sales of prescription pharmaceuticals still depend in large part on the availability of reimbursement to the consumer from third-party payers, such as governmental and private insurance plans. Third-party payers are increasingly challenging the prices charged for medical products and services. In addition, because each third-party payer individually approves reimbursement, obtaining these approvals is a time-consuming and costly process. We would be required to provide scientific and clinical support for the use of any product to each third-party payer separately with no assurance that approval would be obtained. This process could delay the market acceptance of any product and could have a negative effect on our future revenues and operating results. Even if we succeed in bringing one or more products to market, we cannot be certain that any such products would be considered cost-effective or that reimbursement to the consumer would be available, in which case our business and results of operations would be harmed and the market price of our common stock could decline.

***If product liability claims are brought against us, we may incur significant liabilities and suffer damage to our reputation.***

The testing, manufacturing, marketing and sale of our Technosphere Insulin System and our other product candidates expose us to potential product liability claims. A product liability claim may result in substantial judgments as well as consume significant financial and management resources and result in adverse publicity, decreased demand for a product, injury to our reputation, withdrawal of clinical trial volunteers and loss of revenues. We currently carry worldwide clinical trial liability insurance in the amount of \$10 million. We believe these limits are reasonable to cover us from potential damages arising from current and previous clinical trials of our Technosphere Insulin System. In addition, we carry local policies per trial in each country in which we conduct clinical trials that require us to carry coverage based on local statutory requirements. We intend to obtain product liability coverage for commercial sales in the future if our Technosphere Insulin System is approved. However, we may not be able to obtain insurance coverage that will be adequate to satisfy any liability that may arise, and because insurance coverage in our industry can be very expensive and difficult to obtain, we cannot assure you that we will be able to obtain sufficient coverage at an acceptable cost, if at all. If losses from such claims exceed our liability insurance coverage, we may ourselves incur substantial liabilities. If we are required to pay a product liability claim, we may not have sufficient financial resources to complete development or commercialization of any of our product candidates and, if so, our business and results of operations would be harmed and the market price of our common stock may decline.

***If we lose any key employees or scientific advisors, our operations and our ability to execute our business strategy could be materially harmed.***

In order to commercialize our product candidates successfully, we will be required to expand our work force, particularly in the areas of manufacturing, clinical trials management, regulatory affairs, business development, and sales and marketing. These activities will require the addition of new personnel, including management, and the development of additional expertise by existing personnel. We face intense competition for qualified employees among companies in the biotechnology and biopharmaceutical industries. Our success depends upon our ability to attract, retain and motivate highly skilled employees. We may be unable to attract and retain these individuals on acceptable terms, if at all.

The loss of the services of any principal member of our management and scientific staff could significantly delay or prevent the achievement of our scientific and business objectives. All of our employees are “at will” and we currently do not have employment agreements with any of the principal members of our management or scientific



staff, and we do not have key person life insurance to cover the loss of any of these individuals. Replacing key employees may be difficult and time-consuming because of the limited number of individuals in our industry with the skills and experience required to develop, gain regulatory approval of and commercialize our product candidates successfully.

We have relationships with scientific advisors at academic and other institutions to conduct research or assist us in formulating our research, development or clinical strategy. These scientific advisors are not our employees and may have commitments to, and other obligations with, other entities that may limit their availability to us. We have limited control over the activities of these scientific advisors and can generally expect these individuals to devote only limited time to our activities. Failure of any of these persons to devote sufficient time and resources to our programs could harm our business. In addition, these advisors are not prohibited from, and may have arrangements with, other companies to assist those companies in developing technologies that may compete with our product candidates.

***If our Chief Executive Officer is unable to devote sufficient time and attention to our business, our operations and our ability to execute our business strategy could be materially harmed.***

Alfred Mann, our Chairman and Chief Executive Officer, is also serving as the Chairman and Co-Chief Executive Officer of Advanced Bionics Corporation, a wholly owned subsidiary of Boston Scientific Corporation. Mr. Mann is involved in many other business and charitable activities. As a result, the time and attention Mr. Mann devotes to the operation of our business varies, and he may not expend the same time or focus on our activities as other, similarly situated chief executive officers. If Mr. Mann is unable to devote the time and attention necessary to running our business, we may not be able to execute our business strategy and our business could be materially harmed.

***We have been sued by our former Chief Medical Officer. As a result of this litigation, we may incur material costs and suffer other consequences, which may adversely affect us.***

In May 2005, Dr. Cheatham filed a complaint against us in the California Superior Court. The complaint alleges causes of action for wrongful termination in violation of public policy, breach of contract and retaliation in connection with the termination of Dr. Cheatham's employment. In the complaint, Dr. Cheatham seeks compensatory, punitive and exemplary damages in excess of \$2.0 million as well as reimbursement of attorneys' fees. In June 2005, we answered the complaint and also filed a cross-complaint against Dr. Cheatham, alleging claims for libel per se, trade libel, breach of contract, breach of the implied covenant of good faith and fair dealing and breach of the duty of loyalty. In July 2005, Dr. Cheatham filed a demurrer and motion to strike our cross-complaint under California's anti-SLAPP statute. In September 2005, the California Superior Court overruled Dr. Cheatham's demurrer and denied his motion to strike our cross-complaint. In November 2005, Dr. Cheatham appealed the Court's ruling denying his motion to strike. In July 2006, we filed a motion for summary judgment, or in the alternative, for summary adjudication, requesting dismissal before trial of Dr. Cheatham's claims against us. In October 2006, the Superior Court denied the motion. In December 2006, the Court of Appeal affirmed in part and reversed in part the Superior Court's order denying Dr. Cheatham's motion to strike. Subsequently, Dr. Cheatham filed a notice of dismissal of the retaliation cause of action, and we filed a notice of dismissal of the remaining claims under the cross-complaint. This case is scheduled for trial to commence on April 30, 2007.

The litigation will result in costs and divert management's attention and resources, any of which could adversely affect our business, results of operations or financial position. We are also concerned that, despite the findings by an independent counsel following an investigation and despite the endorsement of the independent counsel's report by our board of directors, investors could give undue weight to Dr. Cheatham's allegations, resulting in damage to our reputation, or the FDA could begin an investigation, either of which could adversely affect the trading price of our common stock. To date, we have not been notified of any investigation by the FDA. If we are not successful in this litigation, we could be forced to make a significant settlement or judgment payment to Dr. Cheatham, which could adversely affect our business, results of operations or financial position.

***Our facilities that are located in Southern California may be affected by man-made or natural disasters.***

Our headquarters and some of our research and development activities are located in Southern California, where they are subject to a risk of man-made disasters such as terrorism and an enhanced risk of natural and other disasters such as power and telecommunications failures, mudslides, fires and earthquakes. An act of terrorism, fire, earthquake or other catastrophic loss that causes significant damage to our facilities or interruption of our business could harm our business. We do not carry insurance to cover losses caused by earthquakes, and the insurance coverage that we carry for fire damage and for business interruption may be insufficient to compensate us for any losses that we may incur.

***If our internal controls over financial reporting are not considered effective, our business and stock price could be adversely affected.***

Section 404 of the Sarbanes-Oxley Act of 2002 requires us to evaluate the effectiveness of our internal controls over financial reporting as of the end of each fiscal year, and to include a management report assessing the effectiveness of our internal controls over financial reporting in our annual report on Form 10-K for that fiscal year. Section 404 also requires our independent registered public accounting firm to attest to, and report on, management's assessment of our internal controls over financial reporting. Our management has concluded, and our independent registered public accounting firm has attested, that our internal control over financial reporting was effective as of December 31, 2006.

Our management, including our Chief Executive Officer and Chief Financial Officer, does not expect that our internal controls over financial reporting will prevent all error and all fraud. A control system, no matter how well designed and operated, can provide only reasonable, not absolute, assurance that the control system's objectives will be met. Further, the design of a control system must reflect the fact that there are resource constraints, and the benefits of controls must be considered relative to their costs. Because of the inherent limitations in all control systems, no evaluation of controls can provide absolute assurance that all control issues and instances of fraud involving a company have been, or will be, detected. The design of any system of controls is based in part on certain assumptions about the likelihood of future events, and we cannot assure you that any design will succeed in achieving its stated goals under all potential future conditions. Over time, controls may become inadequate because of changes in conditions or deterioration in the degree of compliance with policies or procedures. Because of the inherent limitations in a cost-effective control system, misstatements due to error or fraud may occur and not be detected. We cannot assure you that we or our independent registered public accounting firm will not identify a material weakness in our internal controls in the future. A material weakness in our internal controls over financial reporting would require management and our independent registered public accounting firm to evaluate our internal controls as ineffective. If our internal controls over financial reporting are not considered effective, we may experience a loss of public confidence, which could have an adverse effect on our business and on the market price of our common stock.

## **RISKS RELATED TO REGULATORY APPROVALS**

***Our product candidates must undergo rigorous preclinical and clinical testing and we must obtain regulatory approvals, which could be costly and time-consuming and subject us to unanticipated delays or prevent us from marketing any products.***

Our research and development activities, as well as the manufacturing and marketing of our product candidates, including our Technosphere Insulin System, are subject to regulation, including regulation for safety, efficacy and quality, by the FDA in the United States and comparable authorities in other countries. FDA regulations and the regulation of comparable foreign regulatory authorities are wide-ranging and govern, among other things:

- product design, development, manufacture and testing;
- product labeling;
- product storage and shipping;
- pre-market clearance or approval;

- advertising and promotion; and
- product sales and distribution.

Clinical testing can be costly and take many years, and the outcome is uncertain and susceptible to varying interpretations. We expect, based on our discussions with the FDA and on our understanding of the interactions between the FDA and other pharmaceutical companies developing inhaled insulin delivery systems, that we will need safety data covering at least two years from patients treated with our Technosphere Insulin System and that we must complete a two-year carcinogenicity study and an additional six-month carcinogenicity study of Technosphere Insulin in rodents to obtain approval, among other requirements. We cannot be certain when or under what conditions we will undertake further clinical trials. The clinical trials of our product candidates may not be completed on schedule, the FDA or foreign regulatory agencies may order us to stop or modify our research, or these agencies may not ultimately approve any of our product candidates for commercial sale. The data collected from our clinical trials may not be sufficient to support regulatory approval of our various product candidates, including our Technosphere Insulin System. Even if we believe the data collected from our clinical trials are sufficient, the FDA has substantial discretion in the approval process and may disagree with our interpretation of the data. For example, even if we meet the statistical criteria for non-inferiority with respect to the primary endpoint in a pivotal clinical study (102) of our Technosphere Insulin System, the FDA may deem the results uninterpretable because of issues related to the open-label, non-inferiority design of the study. Our failure to adequately demonstrate the safety and efficacy of any of our product candidates would delay or prevent regulatory approval of our product candidates, which could prevent us from achieving profitability.

The requirements governing the conduct of clinical trials and manufacturing and marketing of our product candidates, including our Technosphere Insulin System, outside the United States vary widely from country to country. Foreign approvals may take longer to obtain than FDA approvals and can require, among other things, additional testing and different clinical trial designs. Foreign regulatory approval processes include all of the risks associated with the FDA approval processes. Some of those agencies also must approve prices of the products. Approval of a product by the FDA does not ensure approval of the same product by the health authorities of other countries. In addition, changes in regulatory policy in the United States or in foreign countries for product approval during the period of product development and regulatory agency review of each submitted new application may cause delays or rejections.

The process of obtaining FDA and other required regulatory approvals, including foreign approvals, is expensive, often takes many years and can vary substantially based upon the type, complexity and novelty of the products involved. We are not aware of any precedent for the successful commercialization of products based on our technology. On January 26, 2006, the FDA approved the first pulmonary insulin product, Exubera. This may impact the development and registration of our Technosphere Insulin System in many ways, including: the approval of Exubera may increase the difficulty of enrolling patients in our clinical trials; Exubera may be viewed as standard of care by the FDA and used as a reference for the safety/efficacy evaluations of our Technosphere Insulin System; and the approval standards set for Exubera may be applied to other products that follow including our Technosphere Insulin System.

The FDA has advised us that it will regulate our Technosphere Insulin System as a “combination product” because of the complex nature of the system that includes the combination of a new drug (Technosphere Insulin) and a new medical device (the MedTone inhaler used to administer the insulin). The FDA indicated that the review of a future drug marketing application for our Technosphere Insulin System will involve three separate review groups of the FDA: (1) the Metabolic and Endocrine Drug Products Division; (2) the Pulmonary Drug Products Division; and (3) the Center for Devices and Radiological Health within the FDA that reviews medical devices. We currently understand that the Metabolic and Endocrine Drug Products Division will be the lead group and will obtain consulting reviews from the other two FDA groups. The FDA has not made an official final decision in this regard, however, and we can make no assurances at this time about what impact FDA review by multiple groups will have on the review and approval of our product or whether we are correct in our understanding of how our Technosphere Insulin System will be reviewed and approved.

Also, questions that have been raised about the safety of marketed drugs generally, including pertaining to the lack of adequate labeling, may result in increased cautiousness by the FDA in reviewing new drugs based on safety,

efficacy, or other regulatory considerations and may result in significant delays in obtaining regulatory approvals. Such regulatory considerations may also result in the imposition of more restrictive drug labeling or marketing requirements as conditions of approval, which may significantly affect the marketability of our drug products. FDA review of our Technosphere Insulin System as a combination product therapy may lengthen the product development and regulatory approval process, increase our development costs and delay or prevent the commercialization of our Technosphere Insulin System.

We are developing our Technosphere Insulin System as a new treatment for diabetes utilizing unique, proprietary components. As a combination product, any changes to either the MedTone inhaler, the Technosphere material or the insulin, including new suppliers, could possibly result in FDA requirements to repeat certain clinical studies. This means, for example, that switching to an alternate delivery system could require us to undertake additional clinical trials and other studies, which could significantly delay the development and commercialization of our Technosphere Insulin System. Our product candidates that are currently in development for the treatment of cancer also face similar obstacles and costs.

We currently expect that our inhaler will be reviewed for approval as part of the NDA for our Technosphere Insulin System. No assurances exist that we will not be required to obtain separate device clearances or approval for use of our inhaler with our Technosphere Insulin System. This may result in our being subject to medical device review user fees and to other device requirements to market our inhaler and may result in significant delays in commercialization. Even if the device component is approved as part of our NDA for our Technosphere Insulin System, numerous device regulatory requirements still apply to the device part of the drug–device combination.

***We have only limited experience in filing and pursuing applications necessary to gain regulatory approvals, which may impede our ability to obtain timely approvals from the FDA or foreign regulatory agencies, if at all.***

We will not be able to commercialize our Technosphere Insulin System or any other product candidates until we have obtained regulatory approval. We have no experience as a company in late–stage regulatory filings, such as preparing and submitting NDAs, which may place us at risk of delays, overspending and human resources inefficiencies. Any delay in obtaining, or inability to obtain, regulatory approval could harm our business.

***If we do not comply with regulatory requirements at any stage, whether before or after marketing approval is obtained, we may be subject to criminal prosecution, fined or forced to remove a product from the market or experience other adverse consequences, including restrictions or delays in obtaining regulatory marketing approval.***

Even if we comply with regulatory requirements, we may not be able to obtain the labeling claims necessary or desirable for product promotion. We may also be required to undertake post–marketing trials. In addition, if we or other parties identify adverse effects after any of our products are on the market, or if manufacturing problems occur, regulatory approval may be withdrawn and a reformulation of our products, additional clinical trials, changes in labeling of, or indications of use for, our products and/or additional marketing applications may be required. If we encounter any of the foregoing problems, our business and results of operations will be harmed and the market price of our common stock may decline.

***Even if we obtain regulatory approval for our product candidates, such approval may be limited and we will be subject to stringent, ongoing government regulation.***

Even if regulatory authorities approve any of our product candidates, they could approve less than the full scope of uses or labeling that we seek or otherwise require special warnings or other restrictions on use or marketing. Regulatory authorities may limit the segments of the diabetes population to which we or others may market our Technosphere Insulin System or limit the target population for our other product candidates. Based on currently available clinical studies, we believe that our Technosphere Insulin System may have certain advantages over currently approved insulin products including its approximation of the natural early insulin secretion normally seen in healthy individuals following the beginning of a meal. Nonetheless, there are no assurances that these and other advantages, if any, of our Technosphere Insulin System have clinical significance or can be confirmed in

head-to-head clinical trials against appropriate approved comparator insulin drug products. Such comparative clinical trials are required to make these types of superiority claims in labeling or advertising. These aforementioned observations and others may therefore not be capable of substantiation in comparative clinical trials prior to our NDA submission, if at all, or otherwise may not be suitable for inclusion in product labeling or advertising and, as a result, our Technosphere Insulin System may not have competitive advantages when compared to other insulin products.

The manufacture, marketing and sale of these product candidates will be subject to stringent and ongoing government regulation. The FDA may also withdraw product approvals if problems concerning safety or efficacy of the product occur following approval. In response to questions that have been raised about the safety of certain approved prescription products, including the lack of adequate warnings, the FDA and U.S. Congress are currently considering new regulatory and legislative approaches to advertising, monitoring and assessing the safety of marketed drugs, including legislation providing the FDA with authority to mandate labeling changes for approved pharmaceutical products, particularly those related to safety. We also cannot be sure that the current FDA and U.S. Congressional initiatives pertaining to ensuring the safety of marketed drugs or other developments pertaining to the pharmaceutical industry will not adversely affect our operations.

We also are required to register our establishments and list our products with the FDA and certain state agencies. We and any third-party manufacturers or suppliers must continually adhere to federal regulations setting forth requirements, known as cGMP (for drugs) and QSR (for medical devices), and their foreign equivalents, which are enforced by the FDA and other national regulatory bodies through their facilities inspection programs. If our facilities, or the facilities of our manufacturers or suppliers, cannot pass a preapproval plant inspection, the FDA will not approve the marketing of our product candidates. In complying with cGMP and foreign regulatory requirements, we and any of our potential third-party manufacturers or suppliers will be obligated to expend time, money and effort in production, record-keeping and quality control to ensure that our products meet applicable specifications and other requirements. QSR requirements also impose extensive testing, control and documentation requirements. State regulatory agencies and the regulatory agencies of other countries have similar requirements. In addition, we will be required to comply with regulatory requirements of the FDA, state regulatory agencies and the regulatory agencies of other countries concerning the reporting of adverse events and device malfunctions, corrections and removals (e.g., recalls), promotion and advertising and general prohibitions against the manufacture and distribution of adulterated and misbranded devices. Failure to comply with these regulatory requirements could result in civil fines, product seizures, injunctions and/or criminal prosecution of responsible individuals and us. Any such actions would have a material adverse effect on our business and results of operations.

***Our insulin supplier does not yet supply human recombinant insulin for an FDA-approved product and will likely be subject to an FDA preapproval inspection before the agency will approve a future marketing application for our Technosphere Insulin System.***

Our insulin supplier sells its product outside of the United States. However, we can make no assurances that our insulin supplier will be acceptable to the FDA. If we were required to find a new or additional supplier of insulin, we would be required to evaluate the new supplier's ability to provide insulin that meets our specifications and quality requirements, which would require significant time and expense and could delay the manufacturing and future commercialization of our Technosphere Insulin System. We also depend on suppliers for other materials that comprise our Technosphere Insulin System, including our MedTone inhaler and cartridges. All of our device suppliers must comply with relevant regulatory requirements including QSR. It also is likely that major suppliers will be subject to FDA preapproval inspections before the agency will approve a future marketing application for our Technosphere Insulin System. At the present time our insulin supplier is certified to the ISO9001:2000 Standard. There can be no assurance, however, that if the FDA were to conduct a preapproval inspection of our insulin supplier or other suppliers, that the agency would find that the supplier substantially complies with the QSR or cGMP requirements, where applicable. If we or any potential third-party manufacturer or supplier fails to comply with these requirements or comparable requirements in foreign countries, regulatory authorities may subject us to regulatory action, including criminal prosecutions, fines and suspension of the manufacture of our products.



Any regulatory approvals that we receive for our product candidates may also be subject to limitations on the indicated uses for which the product candidate may be marketed or contain requirements for potentially costly post-marketing follow-up clinical trials.

***Reports of side effects or safety concerns in related technology fields or in other companies' clinical trials could delay or prevent us from obtaining regulatory approval or negatively impact public perception of our product candidates.***

At present, there are a number of clinical trials being conducted by us and other pharmaceutical companies involving insulin delivery systems. If we discover that our lead product candidate is associated with a significantly increased frequency of adverse events, or if other pharmaceutical companies announce that they observed frequent adverse events in their trials involving the pulmonary delivery of insulin, we could encounter delays in the timing of our clinical trials or difficulties in obtaining the approval of our Technosphere Insulin System. As well, the public perception of our lead product candidates might be adversely affected, which could harm our business and results of operations and cause the market price of our common stock to decline, even if the concern relates to another company's products or product candidates.

There are also a number of clinical trials being conducted by other pharmaceutical companies involving compounds similar to, or competitive with, our other product candidates. Adverse results reported by these other companies in their clinical trials could delay or prevent us from obtaining regulatory approval or negatively impact public perception of our product candidates, which could harm our business and results of operations and cause the market price of our common stock to decline.

## **RISKS RELATED TO INTELLECTUAL PROPERTY**

***If we are unable to protect our proprietary rights, we may not be able to compete effectively, or operate profitably.***

Our commercial success depends, in large part, on our ability to obtain and maintain intellectual property protection for our technology. Our ability to do so will depend on, among other things, complex legal and factual questions, and it should be noted that the standards regarding intellectual property rights in our fields are still evolving. We attempt to protect our proprietary technology through a combination of patents, trade secrets, know-how and confidentiality agreements. We own a number of domestic and international patents, have a number of domestic and international patent applications pending and have licenses to additional patents. We cannot assure you that our patents and licenses will successfully preclude others from using our technologies, and we could incur substantial costs in seeking enforcement of our proprietary rights against infringement. Even if issued, the patents may not give us an advantage over competitors with similar alternative technologies.

Moreover, the issuance of a patent is not conclusive as to its validity or enforceability and it is uncertain how much protection, if any, will be afforded by our patents. A third party may challenge the validity or enforceability of a patent after its issuance by various proceedings such as oppositions in foreign jurisdictions or re-examinations in the United States. If we attempt to enforce our patents, they may be challenged in court where they could be held invalid, unenforceable, or have their breadth narrowed to an extent that would destroy their value.

We also rely on unpatented technology, trade secrets, know-how and confidentiality agreements. We require our officers, employees, consultants and advisors to execute proprietary information and invention and assignment agreements upon commencement of their relationships with us. We also execute confidentiality agreements with outside collaborators. There can be no assurance, however, that these agreements will provide meaningful protection for our inventions, trade secrets or other proprietary information in the event of unauthorized use or disclosure of such information. If any trade secret, know-how or other technology not protected by a patent were to be disclosed to or independently developed by a competitor, our business, results of operations and financial condition could be adversely affected.

***If we become involved in lawsuits to protect or enforce our patents or the patents of our collaborators or licensors, we would be required to devote substantial time and resources to prosecute or defend such proceedings.***

Competitors may infringe our patents or the patents of our collaborators or licensors. To counter infringement or unauthorized use, we may be required to file infringement claims, which can be expensive and time-consuming. In addition, in an infringement proceeding, a court may decide that a patent of ours is not valid or is unenforceable, or may refuse to stop the other party from using the technology at issue on the grounds that our patents do not cover its technology. A court may also decide to award us a royalty from an infringing party instead of issuing an injunction against the infringing activity. An adverse determination of any litigation or defense proceedings could put one or more of our patents at risk of being invalidated or interpreted narrowly and could put our patent applications at risk of not issuing.

Interference proceedings brought by the U.S. Patent and Trademark Office, or USPTO, may be necessary to determine the priority of inventions with respect to our patent applications or those of our collaborators or licensors. Litigation or interference proceedings may fail and, even if successful, may result in substantial costs and be a distraction to our management. We may not be able, alone or with our collaborators and licensors, to prevent misappropriation of our proprietary rights, particularly in countries where the laws may not protect such rights as fully as in the United States. We may not prevail in any litigation or interference proceeding in which we are involved. Even if we do prevail, these proceedings can be very expensive and distract our management.

Furthermore, because of the substantial amount of discovery required in connection with intellectual property litigation, there is a risk that some of our confidential information could be compromised by disclosure during this type of litigation. In addition, during the course of this kind of litigation, there could be public announcements of the results of hearings, motions or other interim proceedings or developments. If securities analysts or investors perceive these results to be negative, the market price of our common stock may decline.

***If our technologies conflict with the proprietary rights of others, we may incur substantial costs as a result of litigation or other proceedings and we could face substantial monetary damages and be precluded from commercializing our products, which would materially harm our business.***

Over the past three decades the number of patents issued to biotechnology companies has expanded dramatically. As a result it is not always clear to industry participants, including us, which patents cover the multitude of biotechnology product types. Ultimately, the courts must determine the scope of coverage afforded by a patent and the courts do not always arrive at uniform conclusions.

A patent owner may claim that we are making, using, selling or offering for sale an invention covered by the owner's patents and may go to court to stop us from engaging in such activities. Such litigation is not uncommon in our industry. For example, in August 2006, Novo Nordisk filed a lawsuit against Pfizer claiming that Pfizer's product Exubera infringes certain patents owned by Novo Nordisk that cover inhaled insulin treatment for diabetes. In its lawsuit, Novo Nordisk is seeking compensatory damages and permanent injunctive relief. Novo Nordisk had also filed a motion for a preliminary injunction, and while it was not granted, it could have substantially impacted Pfizer's ability to commercialize Exubera while the lawsuit is in progress had it been granted.

Patent lawsuits can be expensive and would consume time and other resources. There is a risk that a court would decide that we are infringing a third party's patents and would order us to stop the activities covered by the patents, including the commercialization of our products. In addition, there is a risk that we would have to pay the other party damages for having violated the other party's patents (which damages may be increased, as well as attorneys' fees ordered paid, if infringement is found to be willful), or that we will be required to obtain a license from the other party in order to continue to commercialize the affected products, or to design our products in a manner that does not infringe a valid patent. We may not prevail in any legal action, and a required license under the patent may not be available on acceptable terms or at all, requiring cessation of activities that were found to infringe a valid patent. We also may not be able to develop a non-infringing product design on commercially reasonable terms, or at all.



Although we own a number of domestic and foreign patents and patent applications relating to our Technosphere Insulin System and cancer vaccine products under development, we have identified certain third-party patents having claims relating to chemical compositions of matter and pulmonary insulin delivery that may trigger an allegation of infringement upon the commercial manufacture and sale of our Technosphere Insulin System. We have also identified third-party patents disclosing methods of use and compositions of matter related to DNA-based vaccines that also may trigger an allegation of infringement upon the commercial manufacture and sale of our cancer therapy. If a court were to determine that our insulin products or cancer therapies were infringing any of these patent rights, we would have to establish with the court that these patents were invalid or unenforceable in order to avoid legal liability for infringement of these patents. However, proving patent invalidity or unenforceability can be difficult because issued patents are presumed valid. Therefore, in the event that we are unable to prevail in an infringement or invalidity action we will have to either acquire the third-party patents outright or seek a royalty-bearing license. Royalty-bearing licenses effectively increase production costs and therefore may materially affect product profitability. Furthermore, should the patent holder refuse to either assign or license us the infringed patents, it may be necessary to cease manufacturing the product entirely and/or design around the patents, if possible. In either event, our business would be harmed and our profitability could be materially adversely impacted.

Furthermore, because of the substantial amount of discovery required in connection with intellectual property litigation, there is a risk that some of our confidential information could be compromised by disclosure during this type of litigation. In addition, during the course of this kind of litigation, there could be public announcements of the results of hearings, motions or other interim proceedings or developments. If securities analysts or investors perceive these results to be negative, the market price of our common stock may decline.

In addition, patent litigation may divert the attention of key personnel and we may not have sufficient resources to bring these actions to a successful conclusion. At the same time, some of our competitors may be able to sustain the costs of complex patent litigation more effectively than we can because they have substantially greater resources. An adverse determination in a judicial or administrative proceeding or failure to obtain necessary licenses could prevent us from manufacturing and selling our products or result in substantial monetary damages, which would adversely affect our business and results of operations and cause the market price of our common stock to decline.

***We may not obtain trademark registrations for our potential trade names.***

We have not selected trade names for some of our products and product candidates; therefore, we have not filed trademark registrations for our potential trade names for those products in all jurisdictions, nor can we assure that we will be granted registration of those potential trade names for which we have filed. Although we intend to defend any opposition to our trademark registrations, no assurance can be given that any of our trademarks will be registered in the United States or elsewhere or that the use of any of our trademarks will confer a competitive advantage in the marketplace. Furthermore, even if we are successful in our trademark registrations, the FDA has its own process for drug nomenclature and its own views concerning appropriate proprietary names. It also has the power, even after granting market approval, to request a company to reconsider the name for a product because of evidence of confusion in the marketplace. We cannot assure you that the FDA or any other regulatory authority will approve of any of our trademarks or will not request reconsideration of one of our trademarks at some time in the future.

**RISKS RELATED TO OUR COMMON STOCK**

***Our stock price is volatile.***

The stock market, particularly in recent years, has experienced significant volatility particularly with respect to pharmaceutical and biotechnology stocks, and this trend may continue. The volatility of pharmaceutical and biotechnology stocks often does not relate to the operating performance of the companies represented by the stock. Our business and the market price of our common stock may be influenced by a large variety of factors, including:

- the progress and results of our clinical trials;
- announcements by us or our competitors concerning their clinical trial results, acquisitions, strategic alliances, technological innovations and newly approved commercial products;

- the availability of critical materials used in developing and manufacturing our Technosphere Insulin System or other product candidates;
- developments or disputes concerning our patents or proprietary rights;
- developments in our litigation with our former Chief Medical Officer;
- the expense and time associated with, and the extent of our ultimate success in, securing regulatory approvals;
- changes in securities analysts' estimates of our financial and operating performance;
- general market conditions and fluctuations for emerging growth and pharmaceutical market sectors;
- sales of large blocks of our common stock, including sales by our executive officers, directors and significant stockholders;
- discussion of our Technosphere Insulin System, our other product candidates, competitors' products, or our stock price by the financial and scientific press, the healthcare community and online investor communities such as chat rooms; and
- general economic, political or stock market conditions.

Any of these risks, as well as other factors, could cause the market price of our common stock to decline.

***If other biotechnology and biopharmaceutical companies or the securities markets in general encounter problems, the market price of our common stock could be adversely affected.***

Public companies in general and companies included on the Nasdaq Global Market in particular have experienced extreme price and volume fluctuations that have often been unrelated or disproportionate to the operating performance of those companies. There has been particular volatility in the market prices of securities of biotechnology and other life sciences companies, and the market prices of these companies have often fluctuated because of problems or successes in a given market segment or because investor interest has shifted to other segments. These broad market and industry factors may cause the market price of our common stock to decline, regardless of our operating performance. We have no control over this volatility and can only focus our efforts on our own operations, and even these may be affected due to the state of the capital markets.

In the past, following periods of large price declines in the public market price of a company's securities, securities class action litigation has often been initiated against that company. Litigation of this type could result in substantial costs and diversion of management's attention and resources, which would hurt our business. Any adverse determination in litigation could also subject us to significant liabilities.

***Our Chief Executive Officer and principal stockholder can individually control our direction and policies, and his interests may be adverse to the interests of our other stockholders. After his death, his stock will be left to his funding foundations for distribution to various charities, and we cannot assure you of the manner in which those entities will manage their holdings.***

Mr. Mann has been our primary source of financing to date. At December 31, 2006, Mr. Mann beneficially owned approximately 41.1% of our outstanding shares of capital stock. We believe members of Mr. Mann's family beneficially owned at least an additional 1.4% of our outstanding shares of common stock, although Mr. Mann does not have voting or investment power with respect to these shares. By virtue of his holdings, Mr. Mann can and will continue to be able to effectively control the election of the members of our board of directors, our management and our affairs and prevent corporate transactions such as mergers, consolidations or the sale of all or substantially all of our assets that may be favorable from our standpoint or that of our other stockholders or cause a transaction that we or our other stockholders may view as unfavorable.

Subject to compliance with U.S. federal and state securities laws, Mr. Mann is free to sell the shares of our stock he holds at any time. Upon his death, we have been advised by Mr. Mann that his shares of our capital stock will be left to the Alfred E. Mann Medical Research Organization, or AEMMRO, and AEM Foundation for

Biomedical Engineering, or AEMFBE, not-for-profit medical research foundations that serve as funding organizations for Mr. Mann's various charities, including the Alfred Mann Foundation, or AMF, and the Alfred Mann Institute at the University of Southern California and at the Technion-Israel Institute of Technology, and that may serve as funding organizations for any other charities that he may establish. The AEMMRO is a membership foundation consisting of six members, including Mr. Mann, his wife, three of his children and Dr. Joseph Schulman, the chief scientist of the AEMFBE. The AEMFBE is a membership foundation consisting of five members, including Mr. Mann, his wife, and the same three of his children. Although we understand that the members of AEMMRO and AEMFBE have been advised of Mr. Mann's objectives for these foundations, once Mr. Mann's shares of our capital stock become the property of the foundations, we cannot assure you as to how those shares will be distributed or how they will be voted.

***The future sale of our common stock or the conversion of our senior convertible notes into common stock could negatively affect our stock price.***

As of December 31, 2006, we had approximately 73.4 million shares of common stock outstanding. Substantially all of these shares are available for public sale, subject in some cases to volume and other limitations or delivery of a prospectus. If our common stockholders sell substantial amounts of common stock in the public market, or the market perceives that such sales may occur, the market price of our common stock may decline. Likewise the issuance of additional shares of our common stock upon the conversion of some or all of our senior convertible notes could adversely affect the trading price of our common stock. In addition, the existence of these notes may encourage short selling of our common stock by market participants. Furthermore, if we were to include in a company-initiated registration statement shares held by our stockholders pursuant to the exercise of their registrations rights, the sale of those shares could impair our ability to raise needed capital by depressing the price at which we could sell our common stock.

In addition, we will need to raise substantial additional capital in the future to fund our operations. If we raise additional funds by issuing equity securities or additional convertible debt, the market price of our common stock may decline and our existing stockholders may experience significant dilution.

***Anti-takeover provisions in our charter documents and under Delaware law could make an acquisition of us, which may be beneficial to our stockholders, more difficult and may prevent attempts by our stockholders to replace or remove our current management.***

We are incorporated in Delaware. Certain anti-takeover provisions under Delaware law and in our certificate of incorporation and amended and restated bylaws, as currently in effect, may make a change of control of our company more difficult, even if a change in control would be beneficial to our stockholders. Our anti-takeover provisions include provisions such as a prohibition on stockholder actions by written consent, the authority of our board of directors to issue preferred stock without stockholder approval, and supermajority voting requirements for specified actions. In addition, we are governed by the provisions of Section 203 of the Delaware General Corporation Law, which generally prohibits stockholders owning 15% or more of our outstanding voting stock from merging or combining with us in certain circumstances. These provisions may delay or prevent an acquisition of us, even if the acquisition may be considered beneficial by some of our stockholders. In addition, they may frustrate or prevent any attempts by our stockholders to replace or remove our current management by making it more difficult for stockholders to replace members of our board of directors, which is responsible for appointing the members of our management.

***Because we do not expect to pay dividends in the foreseeable future, you must rely on stock appreciation for any return on your investment.***

We have paid no cash dividends on any of our capital stock to date, and we currently intend to retain our future earnings, if any, to fund the development and growth of our business. As a result, we do not expect to pay any cash dividends in the foreseeable future, and payment of cash dividends, if any, will also depend on our financial condition, results of operations, capital requirements and other factors and will be at the discretion of our board of directors. Furthermore, we may in the future become subject to contractual restrictions on, or prohibitions against, the payment of dividends. Accordingly, the success of your investment in our common stock will likely depend entirely upon any future appreciation. There is no guarantee that our common stock will appreciate in value after the

offering or even maintain the price at which you purchased your shares, and you may not realize a return on your investment in our common stock.

**Item 1B. *Unresolved Staff Comments.***

This item is not applicable.

**Item 2. *Properties***

In 2001, we acquired a facility in Danbury, Connecticut that includes two buildings comprising approximately 190,000 square feet and currently house our research and development, administrative and manufacturing functions, primarily for Technosphere Insulin formulation, filling and packaging. We believe that our facility in Danbury has sufficient space to contain additional Technosphere Insulin manufacturing capacity necessary to satisfy potential commercial demand for the launch of our Technosphere Insulin System and, with the expansion in progress, the first few years thereafter for our Technosphere Insulin System and other Technosphere-related products.

We own and occupy approximately 147,000 square feet of laboratory, office and manufacturing space in Valencia, California. The facility contains our principal executive offices and houses our research and development laboratories for our cancer and other programs. We also use this facility to provide support for the development of our Technosphere programs.

We lease approximately 48,000 square feet of office space in Paramus, New Jersey pursuant to a lease that ends in January 2009.

**Item 3. *Legal Proceedings***

In May 2005, our former Chief Medical Officer filed a complaint against us in the California Superior Court, County of Los Angeles, *Wayman Wendell Cheatham, M.D. v. MannKind Corporation*, Case No. BC333845. The complaint alleges causes of action for wrongful termination in violation of public policy, breach of contract and retaliation in connection with our termination of Dr. Cheatham's employment. In the complaint, Dr. Cheatham seeks compensatory, punitive and exemplary damages in excess of \$2.0 million, as well as reimbursement of attorneys' fees. In June 2005, we answered the complaint, generally denying each of Dr. Cheatham's allegations and asserting various defenses. We believe the allegations in the complaint are without merit and intend to vigorously defend against them. We also filed a cross-complaint against Dr. Cheatham, alleging claims for libel per se, trade libel, breach of contract, breach of the implied covenant of good faith and fair dealing and breach of the duty of loyalty. The libel claims allege that Dr. Cheatham made certain false and malicious statements about us in a letter to the FDA with regard to a request by us to hold a meeting with the FDA. The remaining causes of action in the cross-complaint arise out of our allegations that Dr. Cheatham had an undisclosed consulting relationship with a competitor during his employment with us, in violation of our agreement. In July 2005, Dr. Cheatham filed a demurrer and motion to strike our cross-complaint under California's anti-SLAPP statute. In September 2005, the California Superior Court overruled Dr. Cheatham's demurrer and denied his motion to strike our cross-complaint. Dr. Cheatham then filed a notice of appeal of the Court's ruling denying his motion to strike. In November 2005, Dr. Cheatham appealed the Court's ruling denying his motion to strike. In July 2006, we filed a motion for summary judgment, or in the alternative, for summary adjudication, requesting dismissal before trial of Dr. Cheatham's claims against us. In October 2006, the Superior Court denied the motion. In December 2006, the Court of Appeal affirmed in part and reversed in part the Superior Court's order denying Dr. Cheatham's motion to strike. Subsequently, Dr. Cheatham filed a notice of dismissal of the retaliation cause of action, and we filed a notice of dismissal of the remaining claims under the cross-complaint. This case is scheduled for trial to commence on April 30, 2007. We believe that the ultimate resolution of this matter will not have a material impact on our financial position or results of operations.

**Item 4. *Submission of Matters to a Vote of Security Holders***

No matters were submitted to a vote of our security holders during the quarter ended December 31, 2006.

**PART II****Item 5. Market for the Registrant's Common Equity, Related Stockholder Matters and Issuer Purchase of Equity Securities****Common Stock Market Price**

Our common stock has been traded on the Nasdaq Global Market (and its predecessor the Nasdaq National Market) under the symbol "MNKD" since July 28, 2004. The following table sets forth for the quarterly periods indicated, the high and low sales prices for our common stock as reported by the Nasdaq Global Market.

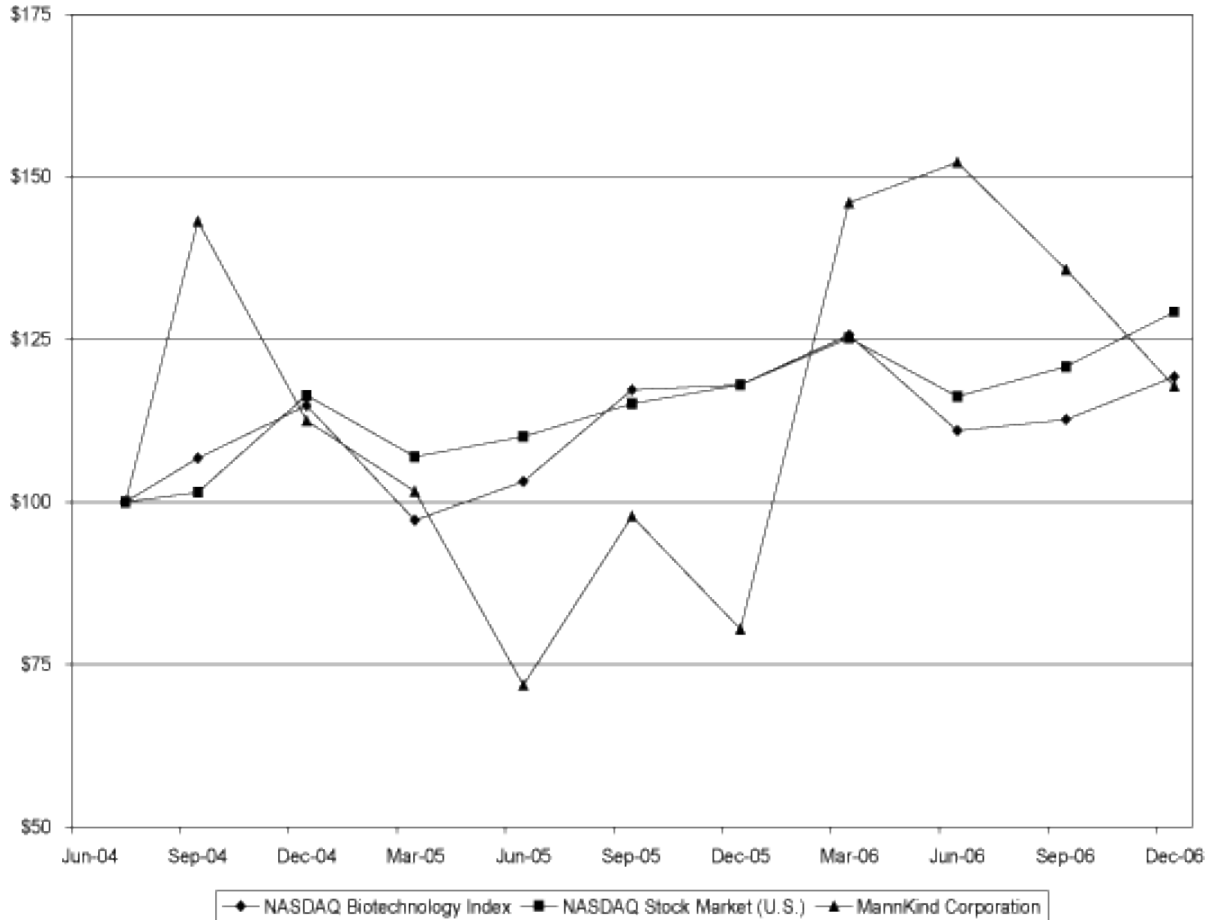
	<u>High</u>	<u>Low</u>
Year ended December 31, 2004		
Third quarter (from July 28, 2004)	\$ 24.31	\$ 10.71
Fourth quarter	\$ 20.40	\$ 14.32
Year ended December 31, 2005		
First quarter	\$ 16.15	\$ 11.67
Second quarter	\$ 16.00	\$ 8.58
Third quarter	\$ 14.48	\$ 8.42
Fourth quarter	\$ 13.85	\$ 10.60
Year ended December 31, 2006		
First quarter	\$ 22.00	\$ 11.05
Second quarter	\$ 21.74	\$ 16.42
Third quarter	\$ 21.48	\$ 15.50
Fourth quarter	\$ 21.68	\$ 15.73

The closing sales price of our common stock on the Nasdaq Global Market was \$15.58 on March 8, 2007 and there were 185 registered holders of record as of that date.

**Performance Measurement Comparison**

*The material in this section is not “soliciting material,” is not deemed “filed” with the SEC and shall not be incorporated by reference by any general statement incorporating by reference this proxy statement into any filing of MannKind under the Securities Act or the Exchange Act, except to the extent MannKind specifically incorporates this section by reference.*

The following graph illustrates a comparison of the cumulative total stockholder return (change in stock price plus reinvested dividends) of our common stock with (i) the Nasdaq Composite Index and (ii) the Nasdaq Biotechnology Index. The comparisons in the graph are required by the SEC and are not intended to forecast or be indicative of possible future performance of our common stock.



Assumes a \$100 investment, on July 28, 2004, in (i) our common stock, (ii) the securities comprising the Nasdaq Composite Index and (iii) the securities comprising the Nasdaq Biotechnology Index.

**Dividend Policy**

We have never declared or paid any cash dividends on our common stock. We currently intend to retain all available funds and any future earnings for use in the operation and expansion of our business. Accordingly, we do not anticipate paying any cash dividends on our common stock in the foreseeable future. Any future determination to pay dividends will be at the discretion of our board of directors.

**Securities Authorized for Issuance Under Equity Compensation Plans**

The information required to be disclosed by Item 201(d) of Regulation S-K is incorporated herein by reference to the proxy Statement.



## Recent Sales of Unregistered Securities

There were no sales of equity securities by us that were not registered under the Securities Act of 1933, as amended, during the fourth quarter of 2006.

## Use of Proceeds

None.

## Item 6. Selected Financial Data

The following selected consolidated financial data should be read in conjunction with MannKind consolidated financial statements and notes thereto and with "Management's Discussion and Analysis of Financial Condition and Results of Operations," which are included elsewhere in this report.

Statement of Operations Data:	Year Ended December 31,				
	2002	2003	2004	2005	2006
	(In thousands, except per share amounts)				
Revenue	\$ —	\$ —	\$ —	\$ —	\$ 100
Operating expenses:					
Research and development	42,724	45,613	59,406	95,347	191,796
General and administrative	13,215	20,699	17,743	22,775	42,001
Goodwill impairment	151,428	—	—	—	—
Total operating expenses	207,367	66,312	77,149	118,122	233,797
Loss from operations	(207,367)	(66,312)	(77,149)	(118,122)	(233,697)
Other income	487	36	226	78	208
Interest expense on note payable to principal stockholder	—	—	—	—	(1,511)
Interest expense on senior convertible notes	—	—	—	—	(222)
Interest income	617	398	932	3,707	4,679
Loss before provision for income taxes	(206,263)	(65,878)	(75,991)	(114,337)	(230,543)
Income tax	(2)	(1)	(1)	(1)	(5)
Net loss	(206,265)	(65,879)	(75,992)	(114,338)	(230,548)
Deemed dividends related to beneficial conversion feature of convertible preferred stock	(1,421)	(1,017)	(19,822)	—	—
Accretion on redeemable preferred stock	(251)	(253)	(60)	—	—
Net loss applicable to common stockholders	<u>\$ (207,937)</u>	<u>\$ (67,149)</u>	<u>\$ (95,874)</u>	<u>\$ (114,338)</u>	<u>\$ (230,548)</u>
Basic and diluted net loss per share	<u>\$ (15.43)</u>	<u>\$ (3.63)</u>	<u>\$ (3.80)</u>	<u>\$ (2.87)</u>	<u>\$ (4.52)</u>
Shares used to compute basic and diluted net loss per share	<u>13,472</u>	<u>18,488</u>	<u>25,221</u>	<u>39,871</u>	<u>50,970</u>

Balance Sheet Data:	As of December 31,				
	2002	2003	2004	2005	2006
	(In thousands)				
Cash, cash equivalents and marketable securities	\$ 31,052	\$ 55,945	\$ 90,533	\$ 145,634	\$ 436,479
Working capital	24,171	49,097	82,837	128,507	404,588
Total assets	104,773	125,876	163,483	228,371	539,737
Deferred compensation and other liabilities	207	404	76	29	24
Senior convertible notes	—	—	—	—	111,267
Redeemable convertible preferred stock	4,935	5,188	—	—	—
Deficit accumulated during the development stage	(301,092)	(366,971)	(442,963)	(557,301)	(787,849)
Total stockholders' equity	90,773	111,577	150,363	206,977	383,487

**Item 7. Management's Discussion and Analysis of Financial Condition and Results of Operations**

The following discussion of our financial condition and results of operations should be read in conjunction with our consolidated financial statements and notes thereto included in this report.

**OVERVIEW**

We are a biopharmaceutical company focused on the discovery, development and commercialization of therapeutic products for diseases such as diabetes and cancer. We are currently in Phase 3 clinical trials in the United States, Europe and Latin America of our lead product, the Technosphere Insulin System, to study its safety and efficacy in the treatment of diabetes. This dry powder therapy consists of our proprietary Technosphere particles onto which insulin are loaded. These loaded particles are then aerosolized and inhaled into the deep lung using our proprietary inhaler. We believe that the combination of the performance characteristics, unique kinetics, convenience and ease of use of the Technosphere Insulin System may have the potential to change the way diabetes is treated. We are developing additional applications for our proprietary Technosphere platform technology by formulating other drugs for pulmonary delivery. We are also developing therapies for the treatment of solid-tumor cancers. Our other product candidates are in research and pre-clinical development.

We are a development stage enterprise and have incurred significant losses since our inception in 1991. As of December 31, 2006, we have incurred a cumulative net loss of \$787.8 million. To date, we have not generated any product revenues and have funded our operations primarily through the sale of equity securities.

We do not anticipate sales of any product prior to regulatory approval and commercialization of our Technosphere Insulin System. We currently do not have the required approvals to market any of our product candidates, and we may not receive such approvals. We may not be profitable even if we succeed in commercializing any of our product candidates. We expect to make substantial and increasing expenditures and to incur additional operating losses for at least the next several years as we:

- continue the clinical development and commercialization of our Technosphere Insulin System for the treatment of diabetes;
- expand our manufacturing operations for our Technosphere Insulin System to meet our currently anticipated commercial production needs;
- expand our other research, discovery and development programs;
- expand our proprietary Technosphere platform technology and develop additional applications for the pulmonary delivery of other drugs; and
- enter into sales and marketing collaborations with other companies, if available on commercially reasonable terms, or develop these capabilities ourselves.

Our business is subject to significant risks, including but not limited to the risks inherent in our ongoing clinical trials and the regulatory approval process, the results of our research and development efforts, competition from other products and technologies and uncertainties associated with obtaining and enforcing patent rights.

## **RESEARCH AND DEVELOPMENT EXPENSES**

Our research and development expenses consist mainly of costs associated with the clinical trials of our product candidates which have not yet received regulatory approval for marketing and for which no alternative future use has been identified. This includes the salaries, benefits and stock-based compensation of research and development personnel, laboratory supplies and materials, facility costs, costs for consultants and related contract research, licensing fees, and depreciation of laboratory equipment. We track research and development costs by the type of cost incurred. We partially offset research and development expenses with the recognition of estimated amounts receivable from the State of Connecticut pursuant to a program under which we can exchange qualified research and development income tax credits for cash.

Our research and development staff conducts our internal research and development activities, which include research, product development, clinical development, manufacturing and related activities. This staff is located in our facilities in Valencia, California; Paramus, New Jersey; and Danbury, Connecticut. We expense the majority of research and development costs as we incur them.

Clinical development timelines, likelihood of success and total costs vary widely. We are focused primarily on advancing the Technosphere Insulin System through Phase 3 clinical trials and regulatory filings. We plan to commercialize our lead product as a treatment for diabetes. Based on the results of preclinical studies, we plan to develop additional applications of our Technosphere technology. Additionally, we anticipate that we will continue to determine which research and development projects to pursue, and how much funding to direct to each project, on an ongoing basis, in response to the scientific and clinical success of each product candidate. We cannot be certain when any revenues from the commercialization of our products will commence.

At this time, due to the risks inherent in the clinical trial process and given the early stage of development of our product candidates other than the Technosphere Insulin System, we are unable to estimate with any certainty the costs we will incur in the continued development of our product candidates for commercialization. The costs required to complete the development of our Technosphere Insulin System will be largely dependent on the scope of our clinical trials, the cost and efficiency of our manufacturing process and discussions with the FDA on its requirements. We anticipate that our research and development expenses, particularly for the Technosphere Insulin System, will increase significantly with the continuation of existing clinical trials, the initiation of new trials, the resulting manufacturing costs associated with producing clinical trial materials, and the expansion, qualification and validation of our commercial manufacturing processes and facilities. Additionally, we expect non-cash stock-based compensation expense resulting from the adoption of Statement of Financial Accounting Standards (“SFAS”) No. 123R, *Share-based Payment: an Amendment of FASB Statement 123 and 95* (“SFAS No. 123R”), effective as of January 1, 2006, to increase in the future. See Note 2 — Summary of Significant Accounting Policies — Stock-Based Compensation in the notes to our financial statements.

## **GENERAL AND ADMINISTRATIVE EXPENSES**

Our general and administrative expenses consist primarily of salaries, benefits and stock-based compensation for administrative, finance, business development, human resources, legal and information systems support personnel. In addition, general and administrative expenses include business insurance and professional services costs.

We expect general and administrative expenses other than non-cash stock-based compensation expense to increase slightly in the future as a result of increased headcount, public company compliance and establishment of investor relations and marketing programs. We expect overall general and administrative expenses to increase significantly as a result of the adoption of SFAS No. 123R. See Note 2 — Summary of Significant Accounting Policies — Stock-Based Compensation in the notes to our financial statements.

## **CRITICAL ACCOUNTING POLICIES**

We have based our discussion and analysis of our financial condition and results of operations on our financial statements, which have been prepared in accordance with accounting principles generally accepted in the United States. The preparation of these financial statements requires us to make estimates and judgments that affect the reported amounts of assets, liabilities and expenses. We evaluate our estimates and judgments on an ongoing basis. We base our estimates on historical experience and on various assumptions that we believe to be reasonable under the circumstances, the results of which form the basis for making estimates of expenses such as stock option expenses and judgments about the carrying values of assets and liabilities. Actual results may differ from these estimates under different assumptions or conditions. The significant accounting policies that are critical to the judgments and estimates used in the preparation of our financial statements are described in more detail below.

### **Impairment of long-lived assets**

Assessing long-lived assets for impairment requires us to make assumptions and judgments regarding the carrying value of these assets. We evaluate long-lived assets for impairment whenever events or changes in circumstances indicate that the carrying value of an asset may not be recoverable. The assets are considered to be impaired if we determine that the carrying value may not be recoverable based upon our assessment of the following events or changes in circumstances:

- significant changes in our strategic business objectives and utilization of the assets;
- a determination that the carrying value of such assets cannot be recovered through undiscounted cash flows;
- loss of legal ownership or title to the assets; or
- the impact of significant negative industry or economic trends.

If we believe our assets to be impaired, the impairment we recognize is the amount by which the carrying value of the assets exceeds the fair value of the assets. Any write-downs would be treated as permanent reductions in the carrying amount of the asset and an operating loss would be recognized. In addition, we base the useful lives and related amortization or depreciation expense on our estimate of the useful lives of the assets. If a change were to occur in any of the above-mentioned factors or estimates, our reported results could materially change.

To date, we have had recurring operating losses, and the recoverability of our long-lived assets is contingent upon executing our business plan. If we are unable to execute our business plan, we may be required to write down the value of our long-lived assets in future periods.

### **Clinical trial expenses**

Our clinical trial accrual process seeks to account for expenses resulting from our obligations under contract with vendors, consultants, and clinical site agreements in connection with conducting clinical trials. The financial terms of these contracts are subject to negotiations which vary from contract to contract and may result in payment flows that do not match the periods over which materials or services are provided to us under such contracts. Our objective is to reflect the appropriate trial expenses in our financial statements by matching period expenses with period services and efforts expended. We account for these expenses according to the progress of the trial as measured by patient progression and the timing of various aspects of the trial. We determine accrual estimates through discussions with internal clinical personnel and outside service providers as to the progress or state of completion of trials, or the services completed. Service provider status is then compared to the contractual obligated fee to be paid for such services. During the course of a clinical trial, we adjust our rate of clinical expense recognition if actual results differ from our estimates. In the event that we do not identify certain costs that have begun to be incurred or we underestimate or overestimate the level of services performed or the costs of such services, our reported expenses for a period would be too low or too high. The date on which certain services commence, the level of services performed on or before a given date and the cost of the services are often judgmental. We make these judgments based upon the facts and circumstances known to us in accordance with generally accepted accounting principles.

## **Stock-based compensation**

On January 1, 2006, the Company adopted the provisions of SFAS No. 123R, which is a revision of SFAS No. 123, *Accounting for Stock-Based Compensation* ("SFAS No. 123"). Prior to January 1, 2006, the Company accounted for employee stock options and the employee stock purchase plan using the intrinsic value method in accordance with Accounting Principles Board ("APB") Opinion No. 25 ("APB No. 25"), *Accounting for Stock Issued to Employees*, and adopted the disclosure only alternative of SFAS No. 123. SFAS No. 123R eliminated the intrinsic value method of accounting for stock options which the Company followed until December 31, 2005. Further, SFAS No. 123R requires all share-based payments to employees, including grants of stock options and the compensatory elements of employee stock purchase plans, to be recognized in the income statement based upon the fair value of the awards at the grant date.

Upon adoption of SFAS No. 123R, the Company selected the modified prospective transition method whereby unvested awards at the date of adoption, as well as awards that are granted, modified or settled after the date of adoption, will be measured and accounted for in accordance with SFAS No. 123R. Measurement and attribution of compensation cost for awards unvested as of January 1, 2006 is based on the same estimate of the grant-date or modification-date fair value and the same attribution method (straight-line) used previously under SFAS No. 123. Our consolidated financial statements as of and for the year ended December 31, 2006 reflect the impact of SFAS No. 123R. In accordance with the modified prospective transition method, our consolidated financial statements for prior periods have not been restated to reflect, and do not include, the impact of SFAS 123R. If not for the adoption of SFAS No. 123R, stock-based compensation expense under APB No. 25 would have been approximately \$3.7 million for the year ended December 31, 2006. The adoption of SFAS No. 123R in 2006 resulted in an increase in stock based compensation expense of \$11.0 million for a total of \$14.7 million of stock-based compensation for the year ended December 31, 2006.

## **Accounting for income taxes**

We must make significant management judgments when determining our provision for income taxes, our deferred tax assets and liabilities and any valuation allowance recorded against our net deferred tax assets. At December 31, 2006, we have established a valuation allowance of \$252.0 million against all of our net deferred tax asset balance, due to uncertainties related to our deferred tax assets as a result of our history of operating losses. The valuation allowance is based on our estimates of taxable income by jurisdiction in which we operate and the period over which our deferred tax assets will be recoverable. In the event that actual results differ from these estimates or we adjust these estimates in future periods, we may need to change the valuation allowance, which could materially impact our financial position and results of operations.

## **RESULTS OF OPERATIONS**

### **Years ended December 31, 2006 and 2005**

#### **Revenues**

During the year ended December 31, 2006, the Company recognized \$0.1 million in revenue under a license agreement. No revenues were recorded for the year ended December 31, 2005. We do not anticipate sales of any product prior to regulatory approval and commercialization of our Technosphere Insulin System.

## Research and Development Expenses

The following table provides a comparison of the research and development expense categories for the years ended December 31, 2006 and 2005 (dollars in thousands):

	<u>Year Ended December 31,</u>		<u>\$ Change</u>	<u>% Change</u>
	<u>2006</u>	<u>2005</u>		
Clinical	\$ 110,623	\$ 49,483	\$ 61,140	124%
Manufacturing	40,656	25,401	15,255	60%
Research	33,962	22,449	11,513	51%
Research and development tax credit	(585)	(1,666)	1,081	(65)%
Stock-based compensation expense (benefit)	7,140	(320)	7,460	—
Research and development expenses	\$ 191,796	\$ 95,347	\$ 96,449	101%

The increase in research and development expenses for the year ended December 31, 2006, as compared to the year ended December 31, 2005 was primarily due to increased costs associated with the expanded clinical development of our Technosphere Insulin System and the continuation of other preclinical studies; increased salaries and related expenses driven by higher headcount; increases in consulting services and technology agreements, and increases in stock-based compensation expense. The increase in stock-based compensation expense was due to the adoption of SFAS 123R on January 1, 2006 and the stock-based compensation benefit in 2005 resulting from the fluctuation of our stock price on the stock options that were repriced in November 2003. We anticipate that our research and development expenses associated with our Technosphere Insulin System, expanding our Technosphere platform technology and the pursuit of cancer therapies will increase significantly in 2007. Specifically, we anticipate increased expenses related to the continuation of existing and initiation of new clinical trials, and the resulting manufacturing costs associated with producing clinical trial materials.

The research and development tax credit recognized for the years ended December 31, 2006 and 2005 partially offsets our research and development expenses. The State of Connecticut provides an opportunity to exchange certain research and development income tax credit carryforwards for cash in exchange for forgoing the carryforward of the research and development credits. Estimated amounts receivable under the program are recorded as a reduction of research and development expenses. During the years ended December 31, 2006 and 2005, research and development expenses were offset by \$0.6 million and \$1.7 million, respectively, in connection with the program.

## General and Administrative Expenses

The following table provides a comparison of the general and administrative expense categories for the years ended December 31, 2006 and 2005 (dollars in thousands):

	<u>Year Ended December 31,</u>		<u>\$ Change</u>	<u>% Change</u>
	<u>2006</u>	<u>2005</u>		
Salaries, employee related and other general expenses	\$ 34,474	\$ 24,183	\$ 10,291	43%
Stock-based compensation expense (benefit)	7,527	(1,408)	8,935	(635)%
General and administrative expenses	\$ 42,001	\$ 22,775	\$ 19,226	84%

General and administrative expenses for the year ended December 31, 2006 increased as compared to the year ended December 31, 2005. Salaries, employee related and other general expenses increased primarily due to increased headcount and administrative services. The increase in stock-based compensation expense was due to the adoption of SFAS 123R on January 1, 2006 as compared to the stock-based compensation benefit in 2005 that resulted from the fluctuation of our stock price on stock options that were repriced in November 2003. We expect general and administrative expenses other than non-cash stock-based compensation expense to increase in the future. We expect overall general and administrative expenses to increase significantly as a result of the adoption of SFAS 123R. See Note 2 — Summary of Significant Accounting Policies — Stock-Based Compensation in the footnotes to our financial statements.



**Years ended December 31, 2005 and 2004****Revenues**

No revenues were recorded for the years ended December 31, 2005 or 2004.

**Research and Development Expenses**

The following table provides a comparison of the research and development expense categories for the years ended December 31, 2005 and 2004 (dollars in thousands):

	Year Ended December 31,		\$ Change	% Change
	2005	2004		
Clinical	\$ 49,483	\$ 23,477	\$ 26,006	111%
Manufacturing	25,401	19,714	5,687	29%
Research	22,449	17,309	5,140	30%
Research and development tax credit	(1,666)	(4,030)	2,364	(59)%
Stock-based compensation expense	(320)	2,936	(3,256)	(111)%
Research and development expenses	\$ 95,347	\$ 59,406	\$ 35,941	61%

The increase in research and development expenses for the year ended December 31, 2005, as compared to the year ended December 31, 2004 was primarily due to ongoing expenses related to the clinical development of our Technosphere Insulin System. The expansion of our phase 3 clinical trial program for our Technosphere Insulin System and the continuation of other preclinical studies significantly increased our clinical research expenditures in 2005. This also resulted in increased Technosphere Insulin manufacturing costs to supply clinical trial materials. We continue to expand our qualification and validation of our manufacturing system. Additionally, research activities related to toxicology studies for our Technosphere Insulin System, expanding our proprietary Technosphere platform technology, developing additional applications for the pulmonary delivery of other drugs and the discovery and development of programs primarily focused on cancer therapies resulted in increased research expenditures.

The research and development tax credit recognized for the years ended December 31, 2005 and 2004 partially offsets our research and development expenses. The State of Connecticut provides an opportunity to exchange certain research and development income tax credit carryforwards for cash in exchange for forgoing the carryforward of the research and development credits. Estimated amounts receivable under the program are recorded as a reduction of research and development expenses. During the years ended December 31, 2005 and 2004, research and development expenses were offset by \$1.7 million and \$4.0 million, respectively, in connection with the program. The three months ended September 30, 2004 was the first period in which we were able to recognize the benefit of these credits for financial reporting purposes and accordingly the \$4.0 million recognized in the year ended December 31, 2004 included amounts attributable to 2004 and prior years.

The decrease in stock-based compensation expense for the year ended December 31, 2005 compared to the year ended December 31, 2004 primarily resulted from the effect of the decrease of our stock price from December 31, 2004 to December 31, 2005. A significant portion of the compensation expense is tied to the stock options that were repriced in November 2003 as the compensation cost for all repriced options was measured on a quarterly basis until the options expired or were exercised or canceled.

## General and administrative expenses

The following table provides a comparison of the general and administrative expense categories for the years ended December 31, 2005 and 2004 (dollars in thousands):

	Year Ended December 31,		\$ Change	% Change
	2005	2004		
Salaries, employee related and other general expenses	\$ 24,183	\$ 13,869	\$ 10,314	74%
Stock-based compensation expense	(1,408)	3,874	(5,282)	(136)%
General and administrative expenses	\$ 22,775	\$ 17,743	\$ 5,032	28%

General and administrative expenses for the year ended December 31, 2005 increased as compared to the year ended December 31, 2004. Increased administrative services resulted in increased headcount, compensation adjustments and other employee related expenses. Additionally, litigation, public company compliance (including the Sarbanes-Oxley Act) and our establishment of a marketing function in 2005 increased both professional fees and consulting expenses. Offsetting increases to general and administrative expenses for these periods was a decrease in stock-based compensation expense resulting from the effect of the fluctuation of our stock price on the valuation of stock options that were repriced in November 2003.

## Deemed dividends

Deemed dividend for 2004 represents the beneficial conversion charge to common stockholders related to the downward adjustment of the Series B and C preferred stock conversion price. All outstanding preferred stock automatically converted into common stock at the close of the initial public offering in the third quarter of 2004, and no further deemed dividend has been or will be recognized.

## LIQUIDITY AND CAPITAL RESOURCES

We have funded our operations primarily through the sale of equity securities and a loan agreement with our principal stockholder. On November 1, 2006, we filed a shelf registration statement with the SEC for the issuance by us of up to \$500 million of our equity and debt securities from time to time in one or more transactions. On December 12, 2006, we closed the sale of 20,000,000 shares of our common stock at a public offering price of \$17.42 per share and on December 19, 2006, closed the sale of an additional 3,000,000 shares of our common stock at a public offering price of \$17.42 per shares pursuant to an over-allotment option granted to the underwriters of the offering. The resulting aggregate net proceeds to us from this common stock offering was approximately \$384.7 million after expenses. On December 12, 2006, we also sold \$115.0 million aggregate principal amount of 3.75% Senior Convertible Notes due 2013, which included \$15.0 million aggregate principal amount of the notes sold to cover over-allotments. The resulting aggregate net proceeds to us from this note offering was approximately \$111.3 million after expenses.

During the year ended December 31, 2006, we used \$189.8 million of cash for our operations compared to using \$101.2 million for our operations in the year ended December 31, 2005. We had a net loss of \$230.5 million for the year ended December 31, 2006, of which \$25.3 million consisted of non-cash charges such as depreciation and amortization, stock-based compensation, and other stock-based charges pursuant to a research agreement. We expect our negative operating cash flow to continue at least until we obtain regulatory approval and achieve commercialization of our Technosphere Insulin System.

We used \$48.3 million of cash for investing activities during the year ended December 31, 2006, compared to using \$94.4 million for the year ended December 31, 2005. Cash used in investing activities was primarily from net purchases of marketable securities of \$27.5 million and \$20.8 million used to purchase machinery and equipment to expand our manufacturing operations and quality systems in support of our expansion of clinical trials for Technosphere Insulin System. We expect to make significant purchases of equipment in the foreseeable future.

Our financing activities provided cash of \$501.6 million for the year ended December 31, 2006 compared to \$172.7 million for 2005. Cash from financing activities in 2006 was primarily from the equity and convertible note

offerings in December 2006 and the exercise of stock options throughout the year. For 2005, cash from financing activities was primarily from the private placement in August 2005 as well as the exercise of stock options.

As of December 31, 2006, we had \$436.5 million in cash, cash equivalents and marketable securities. Although we believe our existing cash resources, including the net proceeds from the equity and convertible note offerings of December 2006, and the \$150.0 million loan agreement with our principal stockholder, will be sufficient to fund our anticipated cash requirements into the first quarter of 2008, we will require significant additional financing in the future to fund our operations. If adequate funds are not available, we may be required to delay, reduce or eliminate expenditures for certain of our programs, including our Technosphere Insulin System development activities.

We intend to use our capital resources to continue the development of our Technosphere Insulin System and to develop additional applications for our proprietary Technosphere platform technology. In addition, portions of our capital resources will be devoted to expanding our other product development programs for the treatment of solid-tumor cancers. We anticipate that we will expend a portion of our capital to scale up our manufacturing capabilities in our Danbury facilities. We also intend to use our capital resources for general corporate purposes, which may include in-licensing or acquiring additional technologies.

If we enter into a strategic business collaboration with a pharmaceutical or biotechnology company, we would expect, as part of the transaction, to receive additional capital and reimbursements for a portion of the costs associated with the development, manufacture and commercialization of our Technosphere Insulin System. In addition, we expect to pursue the sale of equity and/or debt securities, or the establishment of other funding facilities. Issuances of debt or additional equity could impact the rights of our existing stockholders, dilute the ownership percentages of our existing stockholders and may impose restrictions on our operations. These restrictions could include limitations on additional borrowing, specific restrictions on the use of our assets as well as prohibitions on our ability to create liens, pay dividends, redeem our stock or make investments. We also may seek to raise additional capital by pursuing opportunities for the licensing, sale or divestiture of certain intellectual property and other assets, including our Technosphere technology platform. There can be no assurance, however, that any strategic collaboration, sale of securities or sale or license of assets will be available to us on a timely basis or on acceptable terms, if at all. If we are unable to raise additional capital, we may be required to enter into agreements with third parties to develop or commercialize products or technologies that we otherwise would have sought to develop independently, and any such agreements may not be on terms as commercially favorable to us.

However, we cannot provide assurances that our plans will not change or that changed circumstances will not result in the depletion of our capital resources more rapidly than we currently anticipate. If planned operating results are not achieved or we are not successful in raising additional equity financing or entering a business collaboration, we may be required to reduce expenses through the delay, reduction or curtailment of our projects, including our Technosphere Insulin System development activities, or further reduction of costs for facilities and administration.

### **Effects of Inflation**

Our assets are primarily monetary, consisting of cash and cash equivalents. Because of their liquidity, these assets are not directly affected by inflation. We also believe that we have intangible assets in the value of our technology. In accordance with generally accepted accounting principles, we have not capitalized the value of this intellectual property on our consolidated balance sheet. Because we intend to retain and continue to use our equipment, furniture and fixtures and leasehold improvements, we believe that the incremental inflation related to replacement costs of such items will not materially affect our operations. However, the rate of inflation affects our expenses, such as those for employee compensation and contract services, which could increase our level of expenses and the rate at which we use our cash resources.

### **Off-Balance Sheet Arrangements**

As of December 31, 2006, we did not have any off-balance sheet arrangements.

## COMMITMENTS AND CONTINGENCIES

Our contractual obligations represent future cash commitments and liabilities under agreements with third parties, and exclude contingent liabilities for which we cannot reasonably predict future payments. Accordingly, the table below excludes contractual obligations relating to milestone and royalty payments due to third parties, all of which are contingent upon certain future events. The expected timing of payment of the obligations presented below is estimated based on current information. Future payments relate to operating lease obligations (including facility leases executed in March 2005 and November 2005), the senior convertible notes, and open purchase commitments consisted of the following at December 31, 2006 (in thousands):

Contractual Obligations	Payments Due in				
	Less Than				5 or More
	One Year	1-3 Years	3-5 Years	Years	Total
Open purchase order commitments(1)	\$ 101,356	\$ 52,823	\$ 490	\$ —	\$ 154,669
Senior Convertible Note Obligations(2)	4,408	8,757	8,745	123,757	145,667
Operating lease obligations	1,451	1,758	—	—	3,209
Total contractual obligations	<u>\$ 107,215</u>	<u>\$ 63,338</u>	<u>\$ 9,235</u>	<u>\$ 123,757</u>	<u>\$ 303,545</u>

- (1) The amounts included in open purchase order commitments are subject to performance under the purchase order by the supplier of the goods or services and do not become our obligation until such performance is rendered. The amount shown is principally for the purchase of materials for our clinical trials, the acquisition of manufacturing equipment and commitments related to our manufacturing plant expansion.
- (2) The senior convertible note obligation amounts include future interest payments at a fixed rate of 3.75% and payment of the notes in full upon maturity in 2013.

## RELATED PARTY TRANSACTIONS

For a description of our related party transactions see Note 17 — Certain Relationships and Related Party Transactions in the notes to our financial statements.

## RECENT ACCOUNTING PRONOUNCEMENTS

In July 2006, the FASB issued Interpretation No. 48, *Accounting for Uncertainty in Income Taxes — an interpretation of FASB Statement No. 109* (“FIN 48”), which clarifies the accounting for uncertainty in income tax positions. FIN 48 addresses the recognition and measurement of uncertain income tax positions using a “more-likely-than-not” threshold and will also require enhanced disclosures in the financial statements. The provisions of FIN 48 are effective for us beginning January 1, 2007. We are currently evaluating the impact of this Interpretation on our financial statements.

In September 2006, the FASB issued SFAS No. 157, *Fair Value Measurements* (“SFAS No. 157”). SFAS No. 157 defines fair value, establishes a framework for measuring fair value in generally accepted accounting principles, and expands disclosures about fair value measurements. SFAS No. 157 is effective for financial statements issued for fiscal years beginning after November 15, 2007, and interim periods within those fiscal years. We are currently evaluating the impact of adopting SFAS No. 157 on our financial statements.

### Item 7A. *Quantitative and Qualitative Disclosures About Market Risk*

We have not used derivative financial instruments. However, we are exposed to market risk related to changes in interest rates. Our current policy is to maintain a highly liquid short-term investment portfolio consisting mainly of U.S. money market funds and government and investment-grade corporate debt. Our cash is deposited in and invested through highly rated financial institutions in North America. Our short-term investments are subject to interest rate risk and will fall in value if market interest rates increase. If market interest rates were to increase immediately and uniformly by ten percent from levels at December 31, 2006, we estimate that the fair value of our investment portfolio would decline by an immaterial amount.

**Item 8. *Financial Statements and Supplementary Data***

The information required by this Item is included in Items 15(a)(1) and (2) of Part IV of this report.

**Item 9. *Changes in and Disagreements with Accountants on Accounting and Financial Disclosure***

None.

**Item 9A. *Controls and Procedures***

**Conclusion Regarding the Effectiveness of Disclosure Controls and Procedures**

We maintain disclosure controls and procedures that are designed to ensure that information required to be disclosed in our reports filed under the Securities Exchange Act of 1934, as amended, is recorded, processed, summarized and reported within the time periods specified in the Securities and Exchange Commission's rules and forms and that such information is accumulated and communicated to our management, including our chief executive officer and chief financial officer, as appropriate, to allow for timely decisions regarding required disclosure. In designing and evaluating the disclosure controls and procedures, management recognizes that any controls and procedures, no matter how well designed and operated, can provide only reasonable assurance of achieving the desired control objectives, and management is required to apply its judgment in evaluating the cost-benefit relationship of possible controls and procedures.

Our chief executive officer and chief financial officer performed an evaluation under the supervision and with the participation of our management, of our disclosure controls and procedures (as defined in Rule 13a-15(b) of the Securities Exchange Act of 1934, as amended) as of December 31, 2006. Based on that evaluation, our chief executive officer and chief financial officer concluded that our disclosure controls and procedures were effective at the reasonable assurance level.

**Management's Report on Internal Control Over Financial Reporting**

Our management is responsible for establishing and maintaining adequate internal control over financial reporting, as such term is defined in Exchange Act Rule 13a-15(f). Under the supervision and with the participation of our management, including our chief executive officer and chief financial officer, we conducted an evaluation of the effectiveness of our internal control over financial reporting based on the framework set forth in *Internal Control — Integrated Framework* issued by the Committee of Sponsoring Organizations of the Treadway Commission. Based on our evaluation under the framework set forth in *Internal Control — Integrated Framework*, our management concluded that our internal control over financial reporting was effective as of December 31, 2006. Our management's assessment of the effectiveness of our internal control over financial reporting as of December 31, 2006 has been audited by Deloitte & Touche LLP, an independent registered public accounting firm, as stated in their report which is included herein.

## Report of Independent Registered Public Accounting Firm

To the Board of Directors and Stockholders of MannKind Corporation,  
Valencia, California

We have audited management's assessment, included in the accompanying Management's Report on Internal Control Over Financial Reporting, that MannKind Corporation and subsidiaries (a development stage company) (the "Company") maintained effective internal control over financial reporting as of December 31, 2006, based on criteria established in Internal Control — Integrated Framework issued by the Committee of Sponsoring Organizations of the Treadway Commission. The Company's management is responsible for maintaining effective internal control over financial reporting and for its assessment of the effectiveness of internal control over financial reporting. Our responsibility is to express an opinion on management's assessment and an opinion on the effectiveness of the Company's internal control over financial reporting based on our audit.

We conducted our audit in accordance with the standards of the Public Company Accounting Oversight Board (United States). Those standards require that we plan and perform the audit to obtain reasonable assurance about whether effective internal control over financial reporting was maintained in all material respects. Our audit included obtaining an understanding of internal control over financial reporting, evaluating management's assessment, testing and evaluating the design and operating effectiveness of internal control, and performing such other procedures as we considered necessary in the circumstances. We believe that our audit provides a reasonable basis for our opinions.

A company's internal control over financial reporting is a process designed by, or under the supervision of, the company's principal executive and principal financial officers, or persons performing similar functions, and effected by the company's board of directors, management, and other personnel to provide reasonable assurance regarding the reliability of financial reporting and the preparation of financial statements for external purposes in accordance with generally accepted accounting principles. A company's internal control over financial reporting includes those policies and procedures that (1) pertain to the maintenance of records that, in reasonable detail, accurately and fairly reflect the transactions and dispositions of the assets of the company; (2) provide reasonable assurance that transactions are recorded as necessary to permit preparation of financial statements in accordance with generally accepted accounting principles, and that receipts and expenditures of the company are being made only in accordance with authorizations of management and directors of the company; and (3) provide reasonable assurance regarding prevention or timely detection of unauthorized acquisition, use, or disposition of the company's assets that could have a material effect on the financial statements.

Because of the inherent limitations of internal control over financial reporting, including the possibility of collusion or improper management override of controls, material misstatements due to error or fraud may not be prevented or detected on a timely basis. Also, projections of any evaluation of the effectiveness of the internal control over financial reporting to future periods are subject to the risk that the controls may become inadequate because of changes in conditions, or that the degree of compliance with the policies or procedures may deteriorate.

In our opinion, management's assessment that the Company maintained effective internal control over financial reporting as of December 31, 2006, is fairly stated, in all material respects, based on the criteria established in Internal Control — Integrated Framework issued by the Committee of Sponsoring Organizations of the Treadway Commission. Also in our opinion, the Company maintained, in all material respects, effective internal control over financial reporting as of December 31, 2006, based on the criteria established in Internal Control — Integrated Framework issued by the Committee of Sponsoring Organizations of the Treadway Commission.

We have also audited, in accordance with the standards of the Public Company Accounting Oversight Board (United States), the consolidated financial statements as of and for the year ended December 31, 2006 of the Company and our report dated March 15, 2007 expressed an unqualified opinion on those financial statements and included an explanatory paragraph regarding a change in the manner in which the Company accounts for share-based compensation in 2006.

/s/ DELOITTE & TOUCHE LLP

Los Angeles, California  
March 15, 2007



**Item 9B. Other Information.**

None.

**PART III**

Certain information required by Part III is omitted from this report because we will file a definitive proxy statement within 120 days after the end of our fiscal year pursuant to Regulation 14A for our 2007 annual meeting of stockholders, and the information included in the proxy statement is incorporated herein by reference.

**Item 10. Directors and Executive Officers of the Registrant.**

(a) *Executive Officers* — For information regarding the identification and business experience of our executive officers, see “Executive Officers” in Part I, Item 1 of this report.

(b) *Directors* — The information required by this Item regarding the identification and business experience of our directors is contained in the section entitled “Proposal 1 — Election of Directors” in the proxy statement for the May 2006 annual meeting of stockholders to be filed with the Securities and Exchange Commission within 120 days after the end of our fiscal year ended December 31, 2006, and is incorporated herein by reference.

Additional information required by this Item is incorporated by reference to the section entitled “Section 16(a) Beneficial Ownership Reporting Compliance” in the proxy statement.

We have adopted a Code of Business Conduct and Ethics Policy that applies to our directors and employees (including our principal executive officer, principal financial officer, principal accounting officer and controller), and have posted the text of the policy on our website ([www.mannkindcorp.com](http://www.mannkindcorp.com)) in connection with “Investor Relations” materials. In addition, we intend to promptly disclose (i) the nature of any amendment to the policy that applies to our principal executive officer, principal financial officer, principal accounting officer or controller, or persons performing similar functions and (ii) the nature of any waiver, including an implicit waiver, from a provision of the policy that is granted to one of these specified individuals, the name of such person who is granted the waiver and the date of the waiver on our website in the future.

**Item 11. Executive Compensation**

The information under the caption “Executive Compensation” in the proxy statement is incorporated herein by reference.

**Item 12. Security Ownership of Certain Beneficial Owners and Management and Related Stockholder Matters**

The information under the captions “Security Ownership of Certain Beneficial Owners and Management” and “Executive Compensation — Securities Authorized for Issuance under Equity Compensation Plans” in the proxy statement is incorporated herein by this reference.

**Item 13. Certain Relationships and Related Transactions**

The information under the caption “Certain Transactions” in the proxy statement is incorporated herein by reference. With the exception of the information specifically incorporated by reference from the proxy statement in this report, the proxy statement shall not be deemed to be filed as part of this report. Without limiting the foregoing, the information under the captions “Report of the Audit Committee of the Board of Directors” and “Report of the Compensation Committee of the Board of Directors” in the proxy statement is not incorporated by reference in this report.

**Item 14. Principal Accounting Fees and Services**

The information under the caption “Principal Accounting Fees and Services” in the proxy statement is incorporated herein by reference.

## PART IV

### Item 15. *Exhibits and Financial Statement Schedules*

(a) The following documents are filed as part of, or incorporated by reference into, this report:

(1)(2) Financial Statements and Financial Statement Schedules. The following Financial Statements of MannKind Corporation, Financial Statement Schedules and Report of Independent Registered Public Accounting Firm are included in a separate section of this report beginning on page F-2:

Report of Independent Registered Public Accounting Firm	69
Consolidated Balance Sheets	70
Statements of Operations	71
Statements of Stockholders' Equity (Deficit)	72
Statements of Cash Flows	76
Notes to Financial Statements	78

All financial statement schedules have been omitted because the required information is not applicable or not present in amounts sufficient to require submission of the schedule, or because the information required is included in the consolidated financial statements or the notes thereto.

(3) Exhibits. The exhibits listed under Item 15(c) hereof are filed with, or incorporated by reference into, this report. Each management contract or compensatory plan or arrangement is identified separately in Item 15(c) hereof.

(c) Exhibits. The following exhibits are filed as part of, or incorporated by reference into, this report:

**Exhibit Index**

<b>Exhibit Number</b>	<b>Description of Document</b>
3.1(1)	Restated Certificate of Incorporation.
3.2(1)	Amended and Restated Bylaws.
4.1(11)	Indenture, by and between MannKind and Wells Fargo Bank, N.A., dated November 1, 2006.
4.2(4)	First Supplemental Indenture, by and between MannKind and Wells Fargo Bank, N.A., dated December 12, 2006.
4.3(4)	Form of 3.75% Senior Convertible Note due 2013.
4.4(1)	Form of common stock certificate.
4.5(1)	Registration Rights Agreement, dated October 15, 1998 by and among CTL ImmunoTherapies Corp., Medical Research Group, LLC, McLean Watson Advisory Inc. and Alfred E. Mann, as amended.
10.1(2)	Promissory Note made by MannKind in favor of Alfred E. Mann dated August 2, 2006.
10.2(10)	Allonge #1 to the Promissory Note made by MannKind in favor of Alfred E. Mann dated August 2, 2006.
10.3(3)	Securities Purchase Agreement, dated August 2, 2005 by and among MannKind and the purchasers listed on Exhibit A thereto.
10.4†(5)	Supply Agreement, dated December 31, 2004, between MannKind and Vaupell, Inc.
10.5†(1)	Supply Agreement, dated January 1, 2000, between Diosynth B.V. and Pharmaceutical Discovery Corporation.
10.6*(1)	Form of Indemnity Agreement entered into between MannKind and each of its directors and officers.
10.7*(9)	Description of Officers' Incentive Program.
10.8*(6)	Description of 2006 executive officer salaries.
10.9*(6)	Description of 2006 non–employee director compensation.
10.10*(1)	Executive Severance Agreement, dated August 1, 2003, between MannKind and Wendell Cheatham.
10.11*(1)	Executive Severance Agreement, dated August 1, 2003, between MannKind and Hakan Edstrom.
10.12*(1)	Executive Severance Agreement, dated August 1, 2003, between MannKind and David Thomson.
10.13*(1)	Executive Severance Agreement, dated August 1, 2003, between MannKind and Dick Anderson.
10.14*(1)	Executive Severance Agreement, dated August 1, 2003, between MannKind and Dan Burns.
10.15*(1)	Change of Control Agreement, dated August 1, 2003, between MannKind and Wendell Cheatham.
10.16*(1)	Change of Control Agreement, dated August 1, 2003, between MannKind and Hakan Edstrom.
10.17*(1)	Change of Control Agreement, dated August 1, 2003, between MannKind and David Thomson.
10.18*(1)	Change of Control Agreement, dated August 1, 2003, between MannKind and Dick Anderson.
10.19*(1)	Change of Control Agreement, dated August 1, 2003, between MannKind and Dan Burns.
10.20*(8)	2004 Equity Incentive Plan and form of stock option agreement there under.
10.21*(7)	Form of Phantom Stock Award Agreement under the 2004 Equity Incentive Plan.
10.22*(9)	2004 Non–Employee Directors' Stock Option Plan and form of stock option agreement there under.
10.23*(1)	2004 Employee Stock Purchase Plan and form of offering document there under.
10.24*(1)	Pharmaceutical Discovery Corporation 1991 Stock Option Plan.
10.25*(1)	Pharmaceutical Discovery Corporation 1999 Stock Plan and form of stock option plan there under.
10.26*(1)	AlleCure Corp. 2000 Stock Option and Stock Plan.
10.27*(1)	CTL Immunotherapies Corp. 2000 Stock Option and Stock Plan.
10.28*(1)	2001 Stock Awards Plan.
23.1	Consent of Independent Registered Public Accounting Firm
31.1	Certification of the Chief Executive Officer pursuant to Rules 13a–14(a) and 15d–14(a) of the Securities Exchange Act of 1934, as amended.

## Table of Contents

<b>Exhibit Number</b>	<b>Description of Document</b>
31.2	Certification of the Chief Financial Officer pursuant to Rules 13a-14(a) and 15d-14(a) of the Securities Exchange Act of 1934, as amended.
32	Certifications of the Chief Executive Officer and Chief Financial Officer pursuant to Rules 13a-14(b) and 15d-14(b) of the Securities Exchange Act of 1934, as amended and Section 1350 of Chapter 63 of Title 18 of the United States Code (18 U.S.C. § 1350)

\* Indicates management contract or compensatory plan.

† Confidential treatment has been granted with respect to certain portions of this exhibit. Omitted portions have been filed separately with the SEC.

- (1) Incorporated by reference to MannKind's registration statement on Form S-1 (File No. 333-115020), filed with the SEC on April 30, 2004, as amended.
- (2) Incorporated by reference to MannKind's Quarterly Report on Form 10-Q filed with the SEC on August 3, 2006.
- (3) Incorporated by reference to MannKind's current report on Form 8-K filed with the SEC on August 5, 2005.
- (4) Incorporated by reference to MannKind's current report on Form 8-K filed with the SEC on December 12, 2006.
- (5) Incorporated by reference to MannKind's current report on Form 8-K filed with the SEC on February 23, 2005.
- (6) Incorporated by reference to MannKind's current report on Form 8-K filed with the SEC on February 22, 2006.
- (7) Incorporated by reference to MannKind's current report on Form 8-K filed with the SEC on December 14, 2005.
- (8) Incorporated by reference to MannKind's Current Report on Form 8-K filed with the SEC on May 31, 2006.
- (9) Incorporated by reference to MannKind's Annual Report on Form 10-K filed with the SEC on March 16, 2006.
- (10) Incorporated by reference to MannKind's Quarterly Report on Form 10-Q filed with the SEC on November 2, 2006.
- (11) Incorporated by reference to MannKind's Registration Statement on Form S-3 (File No. 333-138373) filed with the SEC on November 2, 2006.

## SIGNATURES

Pursuant to the requirements of Section 13 or 15(d) of the Securities Exchange Act of 1934, the registrant has duly caused this report to be signed on its behalf by the undersigned, thereunto duly authorized.

Mannkind Corporation

By: /s/ Alfred E. Mann  
Alfred E. Mann  
Chief Executive Officer

Dated: March 15, 2007

## POWER OF ATTORNEY

KNOW ALL BY THESE PRESENTS, that each person whose signature appears below constitutes and appoints Hakan S. Edstrom, Richard L. Anderson and David Thomson, and each of them, as his or her true and lawful attorneys-in-fact and agents, with full power of substitution and resubstitution, for him or her and in his or her name, place, and stead, in any and all capacities, to sign any and all amendments to this Report, and any other documents in connection therewith, and to file the same, with all exhibits thereto, with the Securities and Exchange Commission, granting unto said attorneys-in-fact and agents, and each of them, full power and authority to do and perform each and every act and thing requisite and necessary to be done in connection therewith, as fully to all intents and purposes as he or she might or could do in person, hereby ratifying and confirming all that said attorneys-in-fact and agents, or any of them or their or his substitute or substituted, may lawfully do or cause to be done by virtue hereof.

Pursuant to the requirements of the Securities Exchange Act of 1934, this Report has been signed below by the following persons on behalf of the Registrant and in the capacities and on the dates indicated.

<b>Signature</b>	<b>Title</b>	<b>Date</b>
/s/ Alfred E. Mann	Chief Executive Officer and chairman of the Board of Directors	March 15, 2007
Alfred E. Mann	<i>(Principal Executive Officer)</i>	
/s/ Hakan S. Edstrom	President, Chief Operating Officer and Director	March 15, 2007
Hakan S. Edstrom		
/s/ Richard L. Anderson	Corporate Vice President and Chief Financial Officer	March 15, 2007
Richard L. Anderson	<i>(Principal Financial and Accounting Officer)</i>	
/s/ Kathleen Connell, Ph.D.	Director	March 15, 2007
Kathleen Connell, Ph.D.		
/s/ Ronald J. Consiglio	Director	March 15, 2007
Ronald J. Consiglio		
/s/ Michael Friedman, M.D.	Director	March 15, 2007
Michael Friedman, M.D.		

[Table of Contents](#)

<b>Signature</b>	<b>Title</b>	<b>Date</b>
Llew Keltner M.D., Ph.D.	Director	March , 2007
Kent Kresa	Director	March , 2007
/s/ David H. MacCallum	Director	March 15, 2007
David H. MacCallum	Director	March , 2007
Henry L. Nordhoff		



**MANKIND CORPORATION AND SUBSIDIARIES**  
**(A Development Stage Company)**

**INDEX TO FINANCIAL STATEMENTS**

Report of Independent Registered Public Accounting Firm	69
Consolidated Balance Sheets	70
Statements of Operations	71
Statements of Stockholders' Equity (Deficit)	72
Statements of Cash Flows	76
Notes to Financial Statements	78

## Report of Independent Registered Public Accounting Firm

To the Board of Directors and Stockholders of MannKind Corporation  
Valencia, California

We have audited the accompanying consolidated balance sheets of MannKind Corporation and subsidiaries (a development stage company) (the “Company”) as of December 31, 2005 and 2006 and the related statements of operations, stockholders’ equity (deficit) and cash flows for each of the three years in the period ended December 31, 2006 and for the period from February 14, 1991 (date of inception) to December 31, 2006. These financial statements are the responsibility of the Company’s management. Our responsibility is to express an opinion on these financial statements based on our audits.

We conducted our audits in accordance with standards of the Public Company Accounting Oversight Board (United States). Those standards require that we plan and perform the audit to obtain reasonable assurance about whether the financial statements are free of material misstatement. An audit includes examining, on a test basis, evidence supporting the amounts and disclosures in the financial statements. An audit also includes assessing the accounting principles used and significant estimates made by management, as well as evaluating the overall financial statement presentation. We believe that our audits provide a reasonable basis for our opinion.

In our opinion, such financial statements present fairly, in all material respects, the financial position of MannKind Corporation and subsidiaries as of December 31, 2005 and 2006 and the results of their operations and their cash flows for each of the three years in the period ended December 31, 2006 and for the period from February 14, 1991 (date of inception) to December 31, 2006 in conformity with accounting principles generally accepted in the United States of America.

As discussed in Note 2 to the consolidated financial statements, the Company changed the manner in which it accounts for share-based compensation in 2006.

We have also audited, in accordance with the standards of the Public Company Accounting Oversight Board (United States), the effectiveness of the Company’s internal control over financial reporting as of December 31, 2006, based on the criteria established in Internal Control — Integrated Framework issued by the Committee of Sponsoring Organizations of the Treadway Commission and our report dated March 15, 2007 expressed an unqualified opinion on management’s assessment of the effectiveness of the Company’s internal control over financial reporting and an unqualified opinion on the effectiveness of the Company’s internal control over financial reporting.

/s/ DELOITTE & TOUCHE LLP

Los Angeles, California  
March 15, 2007

**MANNKIND CORPORATION AND SUBSIDIARIES**  
**(A Development Stage Company)**

**CONSOLIDATED BALANCE SHEETS**

	<u>December 31,</u>	
	<u>2005</u>	<u>2006</u>
	(In thousands, except share data)	
<b>ASSETS</b>		
Current assets:		
Cash and cash equivalents	\$ 56,037	\$ 319,555
Marketable securities	89,597	116,924
State research and development credit exchange receivable — current	1,194	2,418
Prepaid expenses and other current assets	<u>3,044</u>	<u>10,650</u>
Total current assets	149,872	449,547
Property and equipment — net	76,183	88,328
State research and development credit exchange receivable — net of current portion	2,031	1,500
Other assets	<u>285</u>	<u>362</u>
Total	<u>\$ 228,371</u>	<u>\$ 539,737</u>
<b>LIABILITIES AND STOCKHOLDERS' EQUITY</b>		
Current liabilities:		
Accounts payable	\$ 3,547	\$ 10,715
Accrued expenses and other current liabilities	17,818	34,244
Deferred compensation	<u>—</u>	<u>—</u>
Total current liabilities	21,365	44,959
Senior convertible notes	—	111,267
Other liabilities	<u>29</u>	<u>24</u>
Total liabilities	<u>21,394</u>	<u>156,250</u>
Commitments and contingencies		
Stockholders' equity:		
Undesignated preferred stock, \$0.01 par value — 10,000,000 shares authorized; no shares issued or outstanding at December 31, 2005 and 2006	—	—
Common stock, \$0.01 par value — 90,000,000 shares authorized; 50,314,108 and 73,360,154 shares issued and outstanding at December 31, 2005 and 2006, respectively	503	734
Additional paid-in capital	763,775	1,170,602
Deficit accumulated during the development stage	<u>(557,301)</u>	<u>(787,849)</u>
Total stockholders' equity	<u>206,977</u>	<u>383,487</u>
Total	<u>\$ 228,371</u>	<u>\$ 539,737</u>

See notes to financial statements.

**MANNKIND CORPORATION AND SUBSIDIARIES**  
(A Development Stage Company)

**STATEMENTS OF OPERATIONS**

	<u>Year Ended December 31,</u>			<b>Cumulative Period from February 14, 1991 (Date of Inception) to December 31, 2006</b>
	<u>2004</u>	<u>2005</u>	<u>2006</u>	
	(In thousands, except per share data)			
Revenue	\$ —	\$ —	\$ 100	\$ 2,958
Operating expenses:				
Research and development	59,406	95,347	191,796	490,196
General and administrative	17,743	22,775	42,001	139,976
In-process research and development costs	—	—	—	19,726
Goodwill impairment	—	—	—	151,428
Total operating expenses	<u>77,149</u>	<u>118,122</u>	<u>233,797</u>	<u>801,326</u>
Loss from operations	(77,149)	(118,122)	(233,697)	(798,368)
Other income	226	78	208	(1,684)
Interest expense on note payable to principal stockholder	—	—	(1,511)	(1,511)
Interest expense on senior convertible notes	—	—	(222)	(222)
Interest income	<u>932</u>	<u>3,707</u>	<u>4,679</u>	<u>13,957</u>
Loss before provision for income taxes	(75,991)	(114,337)	(230,543)	(787,828)
Income taxes	<u>(1)</u>	<u>(1)</u>	<u>(5)</u>	<u>(21)</u>
Net loss	(75,992)	(114,338)	(230,548)	(787,849)
Deemed dividend related to beneficial conversion feature of convertible preferred stock	(19,822)	—	—	(22,260)
Accretion on redeemable preferred stock	<u>(60)</u>	<u>—</u>	<u>—</u>	<u>(952)</u>
Net loss applicable to common stockholders	<u>\$ (95,874)</u>	<u>\$ (114,338)</u>	<u>\$ (230,548)</u>	<u>\$ (811,061)</u>
Net loss per share applicable to common stockholders — basic and diluted	<u>\$ (3.80)</u>	<u>\$ (2.87)</u>	<u>\$ (4.52)</u>	
Shares used to compute basic and diluted net loss per share applicable to common stockholders	<u>25,221</u>	<u>39,871</u>	<u>50,970</u>	

See notes to financial statements.

**MANKIND CORPORATION AND SUBSIDIARIES**  
(A Development Stage Company)

**STATEMENTS OF STOCKHOLDERS' EQUITY (DEFICIT)**

	Series B Convertible Preferred Stock		Series C Convertible Preferred Stock		Series C Convertible Preferred Stock		Common Stock		Paid-In Capital	Notes Receivable from Stockholders	Notes Receivable from Officers	Deficit Accumulated During the Development Stage	Total
	Shares	Amount	Shares	Amount	Stock Issuable	Subscriptions Receivable	Shares	Amount					
(In thousands)													
BALANCE, FEBRUARY 14, 1991													
Issuance of common stock for cash	—	\$ —	—	\$ —	\$ —	\$ —	998	\$ 10	\$ 890	\$ —	\$ —	\$ —	\$ 900
Net loss	—	—	—	—	—	—	—	—	—	—	—	(911)	(911)
BALANCE, FEBRUARY 29, 1992							998	10	890	—	—	(911)	(11)
Issuance of common stock for cash and services	—	—	—	—	—	—	73	1	887	—	—	—	888
Capital contribution	—	—	—	—	—	—	—	—	20	—	—	—	20
Net loss	—	—	—	—	—	—	—	—	—	—	—	(1,175)	(1,175)
BALANCE, FEBRUARY 28, 1993							1,071	11	1,797	—	—	(2,086)	(278)
Issuance of common stock for cash	—	—	—	—	—	—	11	—	526	—	—	—	526
Issuance of stock for notes receivable	—	—	—	—	—	—	8	—	400	(400)	—	—	—
Net loss	—	—	—	—	—	—	—	—	—	—	—	(1,156)	(1,156)
BALANCE, FEBRUARY 28, 1994							1,090	11	2,723	(400)	—	(3,242)	(908)
Issuance of common stock for cash and services	—	—	—	—	—	—	36	—	1,805	—	—	—	1,805
Collection of stock subscription	—	—	—	—	—	—	—	—	—	400	—	—	400
Net loss	—	—	—	—	—	—	—	—	—	—	—	(2,004)	(2,004)
BALANCE, DECEMBER 31, 1994							1,126	11	4,528	—	—	(5,246)	(707)
Issuance of common stock for services	—	—	—	—	—	—	—	—	8	—	—	—	8
Exercise of stock options	—	—	—	—	—	—	1	—	22	—	—	—	22
Stock compensation	—	—	—	—	—	—	—	—	384	—	—	—	384
Net loss	—	—	—	—	—	—	—	—	—	—	—	(2,815)	(2,815)
BALANCE, DECEMBER 31, 1995							1,127	11	4,942	—	—	(8,061)	(3,108)
Issuance of common stock for cash and services	—	—	—	—	—	—	1	—	59	—	—	—	59
Exercise of stock options	—	—	—	—	—	—	3	—	12	—	—	—	12
Stock compensation	—	—	—	—	—	—	—	—	126	—	—	—	126
Net loss	—	—	—	—	—	—	—	—	—	—	—	(2,570)	(2,570)
BALANCE, DECEMBER 31, 1996							1,131	11	5,139	—	—	(10,631)	(5,481)
Issuance of common stock for cash and services	—	—	—	—	—	—	548	6	190	—	—	—	196
Stock compensation	—	—	—	—	—	—	—	—	2	—	—	—	2
Exercise of stock options	—	—	—	—	—	—	27	—	135	—	—	—	135
Conversion of notes payable	—	—	—	—	—	—	12	—	60	—	—	—	60
Net loss	—	—	—	—	—	—	—	—	—	—	—	(2,280)	(2,280)
BALANCE, DECEMBER 31, 1997							1,718	17	5,526	—	—	(12,911)	(7,368)
Issuance of common stock for cash and services	—	—	—	—	—	—	2,253	23	12,703	—	—	—	12,726
Stock compensation	—	—	—	—	—	—	—	—	150	—	—	—	150
Exercise of stock options	—	—	—	—	—	—	68	1	24	—	—	—	25
Conversion of notes payable	—	—	—	—	—	—	215	2	1,200	—	—	—	1,202
Net loss	—	—	—	—	—	—	—	—	—	—	—	(3,331)	(3,331)
BALANCE, DECEMBER 31, 1998							4,254	43	19,603	—	—	(16,242)	3,404
Issuance of common stock	—	—	—	—	—	—	162	2	532	—	—	—	534
Conversion of notes payable	—	—	—	—	—	—	80	1	994	—	—	—	995
Net loss	—	—	—	—	—	—	—	—	—	—	—	(5,679)	(5,679)





**MANKIND CORPORATION AND SUBSIDIARIES**  
(A Development Stage Company)

**STATEMENTS OF STOCKHOLDERS' EQUITY (DEFICIT) — (Continued)**

	Series B Convertible		Series C Convertible Preferred Stock		Series C (Convertible Preferred) Stock		Common Stock		Additional Paid-In Capital	Notes Receivable from Stockholders	Notes Receivable from Officers	Deficit Accumulated During the Development Stage	Total
	Preferred Stock		Stock		Subscriptions	Stock							
	Shares	Amount	Shares	Amount	Issuable	Receivable	Shares	Amount					
(In thousands)													
BALANCE, DECEMBER 31, 1999	—	—	—	—	—	—	4,496	46	21,129	—	—	(21,921)	(746)
Conversion of notes payable	—	—	—	—	—	—	63	1	1,073	—	—	—	1,074
Issuance of Series B preferred stock for cash	193	15,000	—	—	—	—	—	—	—	—	—	—	15,000
Issuance of common stock for cash, services and notes	—	—	—	—	—	—	4,690	46	33,945	(2,358)	—	—	31,633
Discount on notes below market rate	—	—	—	—	—	—	—	—	—	241	—	—	241
Accrued interest on notes	—	—	—	—	—	—	—	—	—	(117)	—	—	(117)
Purchase of Series A redeemable convertible preferred stock	—	—	—	—	—	—	—	—	(993)	—	—	—	(993)
Amount in excess of redemption obligation	—	—	—	—	—	—	—	—	999	—	—	—	999
Accretion to redemption value on Series A redeemable convertible preferred stock	—	—	—	—	—	—	—	—	(149)	—	—	—	(149)
Stock-based compensation	—	—	—	—	—	—	—	—	9,609	—	—	—	9,609
Net loss	—	—	—	—	—	—	—	—	—	—	—	(24,661)	(24,661)
BALANCE, DECEMBER 31, 2000	193	15,000	—	—	—	—	9,249	93	65,613	(2,234)	—	(46,582)	31,890
Issuance of common stock for cash	—	—	—	—	—	—	3,052	30	78,000	—	—	—	78,030
Cash received for common stock to be issued	—	—	—	—	—	—	—	—	3,900	—	—	—	3,900
Issuance of common stock for services	—	—	—	—	—	—	3	—	60	—	—	—	60
Exercise of stock options	—	—	—	—	—	—	1	—	13	—	—	—	13
Accrued interest on notes	—	—	—	—	—	—	—	—	—	(189)	—	—	(189)
Payments on notes receivable	—	—	—	—	—	—	—	—	—	28	—	—	28
Accretion to redemption value on Series A redeemable convertible preferred stock	—	—	—	—	—	—	—	—	(239)	—	—	—	(239)
Stock-based compensation	—	—	—	—	—	—	—	—	1,565	—	—	—	1,565
Issuance of put option by stockholder	—	—	—	—	—	—	—	—	(2,949)	—	—	—	(2,949)
Record merger of entities	—	—	—	—	—	—	—	—	171,154	—	—	—	171,154
Net loss	—	—	—	—	—	—	—	—	—	—	—	(48,245)	(48,245)
BALANCE, DECEMBER 31, 2001	193	15,000	—	—	—	—	12,305	123	317,117	(2,395)	—	(94,827)	235,018
Issuance of common stock for cash	—	—	—	—	—	—	3,922	40	58,775	—	—	—	58,815
Issuance of common stock for cash already received	—	—	—	—	—	—	234	2	(2)	—	—	—	—
Issuance of stock award to employee	—	—	—	—	—	—	3	—	84	—	—	—	84
Cash received for common stock issuable	—	—	—	—	—	—	—	—	98	—	—	—	98
Accrued interest on notes	—	—	—	—	—	—	—	—	—	(229)	—	—	(229)
Payments on notes receivable	—	—	—	—	—	—	—	—	—	1,314	—	—	1,314
Beneficial conversion feature of Series B convertible preferred stock	—	—	—	—	—	—	—	—	1,421	—	—	—	1,421
Deemed dividend related to beneficial conversion feature of Series B convertible preferred stock	—	—	—	—	—	—	—	—	(1,421)	—	—	—	(1,421)
Accretion to redemption value on Series A redeemable convertible preferred stock	—	—	—	—	—	—	—	—	(251)	—	—	—	(251)
Stock-based compensation	—	—	—	—	—	—	—	—	268	—	—	—	268
Put option redemption by stockholder	—	—	—	—	—	—	—	—	1,921	—	—	—	1,921

Net loss

— — — — — — — — — — — (206,265) (206,265)

**MANKIND CORPORATION AND SUBSIDIARIES**  
(A Development Stage Company)

**STATEMENTS OF STOCKHOLDERS' EQUITY (DEFICIT) — (Continued)**

	Series B Convertible Preferred Stock		Series C Convertible Preferred Stock		Series C Convertible Preferred Stock Issuable	Series C Convertible Preferred Stock Subscriptions Receivable	Common Stock		Additional Paid-In Capital	Notes Receivable from Stockholders	Notes Receivable from Officers	Deficit Accumulated During the Development Stage	Total
	Shares	Amount	Shares	Amount			Shares	Amount					
BALANCE, DECEMBER 31, 2002	193	15,000	—	—	—	—	16,464	165	378,010	(1,310)	—	(301,092)	90,773
Issuance of Series C convertible preferred stock subscriptions	—	—	—	—	50,000	(50,000)	—	—	—	—	—	—	—
Cash collected on Series C convertible preferred stock subscriptions	—	—	—	—	—	31,847	—	—	—	—	—	—	31,847
Issuance of common stock for cash	—	—	—	—	—	—	3,494	35	49,965	—	—	—	50,000
Non-cash compensation expense of officer resulting from stockholder contribution	—	—	—	—	—	—	—	—	70	—	—	—	70
Issuance of common stock for cash already received	—	—	—	—	—	—	17	—	—	—	—	—	—
Notes receivable by stockholder issued to officers	—	—	—	—	—	—	—	—	225	—	(225)	—	—
Accrued interest on notes	—	—	—	—	—	—	—	—	—	(102)	(3)	—	(105)
Beneficial conversion feature of Series B convertible preferred stock	—	—	—	—	—	—	—	—	1,017	—	—	—	1,017
Deemed dividend related to beneficial conversion feature of Series B convertible preferred stock	—	—	—	—	—	—	—	—	(1,017)	—	—	—	(1,017)
Accretion to redemption value on Series A redeemable convertible preferred stock	—	—	—	—	—	—	—	—	(253)	—	—	—	(253)
Stock-based compensation	—	—	—	—	—	—	—	—	4,501	—	—	—	4,501
Put shares sold to majority stockholder	—	—	—	—	—	—	—	—	623	—	—	—	623
Net loss	—	—	—	—	—	—	—	—	—	—	—	(65,879)	(65,879)
BALANCE, DECEMBER 31, 2003	193	15,000	—	—	50,000	(18,153)	19,975	200	433,141	(1,412)	(228)	(366,971)	111,577
Issuance of Series C convertible preferred stock for cash	—	—	356	18,153	(18,153)	18,153	—	—	—	—	—	—	18,153
Issuance of Series C convertible preferred stock for cash already received	—	—	624	31,847	(31,847)	—	—	—	—	—	—	—	—
Exercise of stock options	—	—	—	—	—	—	86	—	1,079	—	—	—	1,079
Exercise of warrants	—	—	—	—	—	—	4	—	46	—	—	—	46
Accrued interest on notes	—	—	—	—	—	—	—	—	—	(107)	—	—	(107)
Repayment of notes receivable by stockholder issued to officers	—	—	—	—	—	—	—	—	(225)	—	228	—	3
Repayment of stock note receivable	—	—	—	—	—	—	(90)	(1)	(1,518)	1,519	—	—	—
Conversion of Series A convertible preferred stock to common stock	—	—	—	—	—	—	891	9	5,239	—	—	—	5,248
Conversion of Series B convertible preferred stock to common stock	(193)	(15,000)	—	—	—	—	811	8	14,992	—	—	—	—
Conversion of Series C convertible preferred stock to common stock	—	—	(980)	(50,000)	—	—	4,464	45	49,955	—	—	—	—
Issuance of common shares in exchange for warrants	—	—	—	—	—	—	22	—	—	—	—	—	—
Issuance of common shares under Employee Stock Purchase Plan	—	—	—	—	—	—	36	—	430	—	—	—	430
Net proceeds from initial public offering	—	—	—	—	—	—	6,557	66	83,110	—	—	—	83,176
Beneficial conversion feature of Series B convertible preferred stock	—	—	—	—	—	—	—	—	19,822	—	—	—	19,822
Deemed dividends related to beneficial conversion feature of Series B and Series C convertible preferred stock	—	—	—	—	—	—	—	—	(19,822)	—	—	—	(19,822)
Accretion to redemption value on Series A redeemable convertible preferred stock	—	—	—	—	—	—	—	—	(60)	—	—	—	(60)

Stock-based compensation	—	—	—	—	—	—	—	—	—	6,810	—	—	—	6,810
Net loss	—	—	—	—	—	—	—	—	—	—	—	—	(75,992)	(75,992)

**MANKIND CORPORATION AND SUBSIDIARIES**  
(A Development Stage Company)

**STATEMENTS OF STOCKHOLDERS' EQUITY (DEFICIT) — (Continued)**

	Series B Convertible Preferred Stock		Series C Convertible Preferred Stock		Series C Convertible Preferred Stock		Common Stock	Additional Paid-In Capital	Notes Receivable from Stockholder	Notes Receivable from Officers	Deficit Accumulated During the Development Stage	Total	
	Shares	Amount	Shares	Amount	Stock Issuable	Subscriptions Receivable							
(In thousands)													
BALANCE, DECEMBER 31, 2004	—	—	—	—	—	—	32,756	327	592,999	—	—	(442,963)	150,363
Issuance of common shares in exchange for warrants	—	—	—	—	—	—	24	—	245	—	—	—	245
Issuance of common shares under Employee Stock Purchase Plan	—	—	—	—	—	—	58	1	494	—	—	—	495
Exercise of stock options	—	—	—	—	—	—	304	3	1,948	—	—	—	1,951
Issuance of stock awards to consultants	—	—	—	—	—	—	40	1	(146)	—	—	—	(145)
Issuance of stock and warrants for cash	—	—	—	—	—	—	17,132	171	170,063	—	—	—	170,234
Stock-based compensation	—	—	—	—	—	—	—	—	(1,828)	—	—	—	(1,828)
Net loss	—	—	—	—	—	—	—	—	—	—	—	(114,338)	(114,338)
BALANCE, DECEMBER 31, 2005	—	—	—	—	—	—	50,314	503	763,775	—	—	(557,301)	206,977
Exercise of warrants	—	—	—	—	—	—	339	3	2,691	—	—	—	2,694
Issuance of common shares under Employee Stock Purchase Plan	—	—	—	—	—	—	86	1	980	—	—	—	981
Exercise of stock options	—	—	—	—	—	—	263	3	2,309	—	—	—	2,312
Cancellation of common shares for stock notes receivable	—	—	—	—	—	—	(844)	(8)	8	—	—	—	—
Issuance of stock for cash	—	—	—	—	—	—	23,000	230	384,440	—	—	—	384,670
Issuance of common shares from the release of restricted stock units	—	—	—	—	—	—	102	1	(341)	—	—	—	(340)
Issuance of common shares pursuant to research agreement	—	—	—	—	—	—	100	1	2,073	—	—	—	2,074
Stock-based compensation	—	—	—	—	—	—	—	—	14,667	—	—	—	14,667
Net loss	—	—	—	—	—	—	—	—	—	—	—	(230,548)	(230,548)
BALANCE, DECEMBER 31, 2006	—	\$ —	—	\$ —	\$ —	\$ —	73,360	\$ 734	\$ 1,170,602	\$ —	\$ —	\$ (787,849)	\$ 383,487

**MANNKIND CORPORATION AND SUBSIDIARIES**  
(A Development Stage Company)

**STATEMENTS OF CASH FLOWS**

	<u>Years Ended December 31,</u>			<b>Cumulative Period from February 14, 1991 (Date of Inception) to December 31, 2006</b>
	<u>2004</u>	<u>2005</u>	<u>2006</u>	
	(In thousands)			
<b>CASH FLOWS FROM OPERATING ACTIVITIES:</b>				
Net loss	\$ (75,992)	\$ (114,338)	\$ (230,548)	\$ (787,849)
Adjustments to reconcile net loss to net cash used in operating activities:				
Depreciation and amortization	7,179	7,391	8,517	39,154
Stock-based compensation expense (benefit)	6,810	(1,728)	14,667	37,185
Stock expense for shares issued pursuant to research agreement	—	—	2,074	2,074
Loss on sale and abandonment/disposal of property and equipment	528	16	79	3,446
Accrued interest on investments, net of amortization of premiums	—	(146)	204	58
In-process research and development	—	—	—	19,726
Discount on stockholder notes below market rate	—	—	—	241
Non-cash compensation expense of officer resulting from stockholder contribution	—	—	—	70
Accrued interest expense on notes payable to stockholders	—	—	—	1,538
Non-cash interest expense	3	—	—	3
Accrued interest on notes receivable	(107)	—	—	(747)
Goodwill impairment	—	—	—	151,428
Loss on available-for-sale securities	86	—	—	229
Changes in assets and liabilities:				
State research and development credit exchange receivable	(2,530)	(695)	(693)	(3,918)
Prepaid expenses and other current assets	(1,406)	221	(7,606)	(10,650)
Other assets	129	(224)	(77)	(362)
Accounts payable	1,486	509	7,168	10,715
Accrued expenses and other current liabilities	4,244	9,185	16,426	34,244
Other liabilities	(46)	(47)	(5)	22
Payment of deferred compensation	(271)	(1,373)	—	—
Net cash used in operating activities	<u>(59,887)</u>	<u>(101,229)</u>	<u>(189,794)</u>	<u>(503,393)</u>
<b>CASH FLOWS FROM INVESTING ACTIVITIES:</b>				
Purchase of marketable securities	(16,353)	(258,150)	(154,431)	(557,149)
Sales of marketable securities	13,648	180,245	126,900	439,940
Purchase of property and equipment	(6,895)	(17,169)	(20,773)	(131,142)
Proceeds from sale of property and equipment	—	90	32	214
Restricted cash	(24)	583	—	—
Net cash used in investing activities	<u>(9,624)</u>	<u>(94,401)</u>	<u>(48,272)</u>	<u>(248,137)</u>
<b>CASH FLOWS FROM FINANCING ACTIVITIES:</b>				
Issuance of common stock and warrants	84,731	172,680	390,657	883,908
Collection of Series C convertible preferred stock subscriptions receivable	18,153	—	—	50,000
Issuance of Series B convertible preferred stock for cash	—	—	—	15,000



**MANKIND CORPORATION AND SUBSIDIARIES**  
(A Development Stage Company)

**STATEMENTS OF CASH FLOWS — (Continued)**

	<u>Years Ended December 31,</u>			<u>Cumulative Period from February 14, 1991 (Date of Inception) to December 31, 2006</u>
	<u>2004</u>	<u>2005</u>	<u>2006</u>	
	(In thousands)			
Cash received for common stock to be issued	—	—	—	3,900
Repurchase of common stock	—	—	—	(1,028)
Put shares sold to majority stockholder	—	—	—	623
Borrowings under lines of credit	—	—	—	4,220
Proceeds from notes receivables	—	—	—	1,742
Borrowings on notes payable from principal stockholder	—	—	70,000	70,000
Principal payments on notes payable to principal stockholder	—	—	(70,000)	(70,000)
Borrowings on notes payable	—	—	—	3,460
Principal payments on notes payable	—	—	—	(1,667)
Payable to stockholder	(1,406)	—	—	—
Proceeds from senior convertible notes	—	—	111,267	111,267
Payment of employment taxes related to vested restricted stock units	—	—	(340)	(340)
Net cash provided by financing activities	<u>101,478</u>	<u>172,680</u>	<u>501,584</u>	<u>1,071,085</u>
NET INCREASE (DECREASE) IN CASH AND CASH EQUIVALENTS	\$ 31,967	\$ (22,950)	\$ 263,518	\$ 319,555
CASH AND CASH EQUIVALENTS, BEGINNING OF PERIOD	<u>47,020</u>	<u>78,987</u>	<u>56,037</u>	<u>—</u>
CASH AND CASH EQUIVALENTS, END OF PERIOD	<u>\$ 78,987</u>	<u>\$ 56,037</u>	<u>\$ 319,555</u>	<u>\$ 319,555</u>
<b>SUPPLEMENTAL CASH FLOWS DISCLOSURES:</b>				
Cash paid for income taxes	\$ 1	\$ 1	\$ 5	\$ 21
Interest paid in cash	5	—	1,615	1,695
Accretion on redeemable convertible preferred stock	(60)	—	—	(952)
Issuance of common stock upon conversion of notes payable	—	—	—	3,331
Increase in additional paid-in capital resulting from merger	—	—	—	171,154
Issuance of common stock for notes receivable	—	—	—	2,758
Issuance of put option by stockholder	—	—	—	(2,949)
Put option redemption by stockholder	—	—	—	1,921
Notes receivable by stockholder issued to officers	(225)	—	—	—
Issuance of Series C convertible preferred stock subscriptions	—	—	—	50,000
Issuance of Series A redeemable convertible preferred stock	—	—	—	4,296
Conversion of Series A redeemable convertible preferred stock	(5,248)	—	—	(5,248)

In connection with the Company's initial public offering, all shares of Series B and Series C convertible preferred stock, in the amount of \$15.0 million and \$50.0 million, respectively, automatically converted into common stock in August 2004.

See notes to financial statements.

**MANNKIND CORPORATION AND SUBSIDIARIES**  
**(A Development Stage Company)**

**NOTES TO FINANCIAL STATEMENTS**

**1. Description of Business and Basis of Presentation**

*Business* — MannKind Corporation (the “Company”) is a biopharmaceutical company focused on the development and commercialization of therapeutic products for diseases such as diabetes and cancer. The Company’s lead investigational product candidate, the Technosphere Insulin System, is currently in Phase 3 clinical trials in the U.S., Europe and Latin America to study its safety and efficacy in the treatment of diabetes. The Technosphere Insulin System consists of the Company’s proprietary Technosphere particles onto which insulin molecules are loaded. These loaded particles are then aerosolized and inhaled deep into the lung using the Company’s MedTone inhaler.

*Basis of Presentation* — The Company is considered to be in the development stage as its primary activities since incorporation have been establishing its facilities, recruiting personnel, conducting research and development, business development, financial planning, and raising capital. Since its inception through December 31, 2006 the Company has reported accumulated net losses of \$787.8 million, which include a goodwill impairment charge of \$151.4 million (see Note 2), and negative cash flow from operations of \$503.4 million. It is costly to develop therapeutic products and conduct clinical trials for these products. Based upon the Company’s current expectations, management believes the Company’s existing capital resources will enable it to continue planned operations into the first quarter of 2008. However, the Company cannot provide assurances that its plans will not change or that changed circumstances will not result in the depletion of its capital resources more rapidly than it currently anticipates. Accordingly, the Company expects that it will need to raise additional capital, either through the sale of equity and/or debt securities, a strategic business collaboration with a pharmaceutical company or the establishment of other funding facilities, in order to continue the development and commercialization of its Technosphere Insulin System and other product candidates and to support its other ongoing activities.

On December 12, 2001, the stockholders of AlleCure Corp. (“AlleCure”) and CTL ImmunoTherapies Corp. (“CTL”) voted to exchange their shares for shares of Pharmaceutical Discovery Corporation (“PDC”). Upon approval of the merger, PDC then changed its name to MannKind Corporation. PDC was incorporated in the State of Delaware on February 14, 1991. The stockholders of PDC did not vote on the merger. At the date of the merger, Mr. Alfred Mann owned 76% of PDC, 59% of AlleCure and 69% of CTL. Accordingly, only the minority interest of AlleCure and CTL was stepped up to fair value using the purchase method of accounting. As a result of this purchase accounting, in-process research and development of \$19.7 million and goodwill of \$151.4 million were recorded at the entity level. The historical basis of PDC and the historical basis relating to the ownership interests of Mr. Mann in AlleCure and CTL have been reflected in the financial statements. For periods prior to December 12, 2001, the results of operations have been presented on a combined basis. All references in the accompanying financial statements and notes to the financial statements to number of shares, sales price and per share amounts of the Company’s capital stock have been retroactively restated to reflect the share exchange ratios for each of the entities that participated in the merger.

For periods subsequent to December 12, 2001, the accompanying financial statements have been presented on a consolidated basis and include the wholly-owned subsidiaries, AlleCure and CTL. On December 31, 2002, AlleCure and CTL merged with and into MannKind and ceased to be separate entities.

*Segment Information* — In accordance with Statement of Financial Accounting Standards (“SFAS”) No. 131, *Disclosures about Segments of an Enterprise and Related Information*, operating segments are identified as components of an enterprise about which separate discrete financial information is available for evaluation by the chief operating decision-maker in making decisions regarding resource allocation and assessing performance. To date, the Company has viewed its operations and manages its business as one segment operating entirely in the United States of America.

*Private Placement* — On August 5, 2005, the Company completed a \$175.0 million private placement of common stock and the concurrent issuance of warrants for the purchase of additional shares of common stock to

**MANKIND CORPORATION AND SUBSIDIARIES**  
**(A Development Stage Company)**

**NOTES TO FINANCIAL STATEMENTS — (Continued)**

accredited investors including the Company's principal stockholder who purchased \$87.3 million of the private placement. The Company sold 17,132,000 shares of common stock in the private placement, together with warrants to purchase up to 3,426,000 shares of common stock at an exercise price of \$12.228 per share. In connection with this private placement, the Company paid \$4.5 million in commissions to the placement agents and incurred \$300,000 in other offering expenses which resulted in net proceeds of approximately \$170.2 million.

*Public Offerings* — On November 1, 2006, the Company filed a shelf registration statement with the Securities and Exchange Commission for the issuance of up to \$500 million of our equity and debt securities from time to time in one or more transactions. On December 7, 2006, the Company increased such offering by an amount not to exceed \$15.7 million. On December 12, 2006, the Company closed the sale of 20,000,000 shares of its common stock at a public offering price of \$17.42 per share and on December 19, 2006, closed the sale of an additional 3,000,000 shares of its common stock at a public offering price of \$17.42 per share pursuant to an over-allotment option granted to the underwriters of the offering. The resulting aggregate net proceeds to the Company from this common stock offering were approximately \$384.7 million after expenses. On December 12, 2006, the Company also sold \$115.0 million aggregate principal amount of 3.75% Senior Convertible Notes due 2013, which included \$15.0 million aggregate principal amount of the notes sold to cover over-allotments. The resulting aggregate net proceeds to the Company from this note offering were approximately \$111.3 million after expenses.

**2. Summary of Significant Accounting Policies**

*Financial Statement Estimates* — The preparation of financial statements in conformity with accounting principles generally accepted in the United States of America requires management to make estimates and assumptions that affect the amounts reported in the financial statements and accompanying notes. Actual results could differ from those estimates.

*Cash and Cash Equivalents* — The Company considers all highly liquid investments with a purchased maturity date of three months or less to be cash equivalents.

*Concentration of Credit Risk* — Financial instruments that potentially subject the Company to concentration of credit risk consist of cash and cash equivalents and marketable securities. Cash and cash equivalents consist primarily of interest-bearing accounts and are regularly monitored by management and held in high credit quality institutions. Marketable securities consist of highly liquid short-term investment securities such as government and investment-grade corporate debt.

*Marketable Securities* — The Company accounts for marketable securities as available for sale, in accordance with SFAS No. 115, *Accounting for Certain Debt and Equity Securities*. Unrealized holding gains and losses for available-for-sale securities are reported as a separate component of stockholders' equity until realized. The Company reviews the portfolio for other than temporary impairment in accordance with Emerging Issues Task Force ("EITF") Issue No. 03-01, *The Meaning of Other-Than-Temporary Impairment and Its Application to Certain Investments* and FASB Staff Position No. 115-1, *The Meaning of Other-Than-Temporary Impairment and Its Application to Certain Investments*.

*State Research and Development Credit Exchange Receivable* — The State of Connecticut provides certain companies with the opportunity to exchange certain research and development income tax credit carryforwards for cash in exchange for foregoing the carryforward of the research and development credits. The program provides for an exchange of research and development income tax credits for cash equal to 65% of the value of corporation tax credit available for exchange. Estimated amounts receivable under the program are recorded as a reduction of research and development expenses.

*Fair Value of Financial Instruments* — The carrying amounts of financial instruments, which include cash equivalents, marketable securities, accounts payable, accrued expenses and other current liabilities and payable to

**MANKIND CORPORATION AND SUBSIDIARIES**  
**(A Development Stage Company)**

**NOTES TO FINANCIAL STATEMENTS — (Continued)**

stockholder, approximate their fair values due to their relatively short maturities. The carrying amounts of the notes receivable from stockholders through the dates when they were settled reflect market rates of interest for similar loans of similar amounts and terms available from a third party (see Notes 7 and 8). The carrying amounts of the senior convertible notes reflect market rates of interest for similar loans of similar amounts and terms to a third party (see Note 10).

*Goodwill and Identifiable Intangibles* — As a result of the merger with AlleCure and CTL on December 12, 2001, as described in Note 1, goodwill of \$151.4 million was recorded at the entity level in 2001. Upon adoption of SFAS No. 142, *Goodwill and Other Intangible Assets*, the Company adopted a policy of testing goodwill and intangible assets with indefinite lives for impairment at least annually, as of December 31, with any related impairment losses being recognized in earnings when identified. In December 2002 the Company concluded that the major AlleCure product development program should be terminated and that the clinical trials of the CTL product should be halted and returned to the research stage. As a result of this determination, the Company closed the CTL facility and reduced headcount for AlleCure and CTL by approximately 50%. In connection with the annual test for impairment of goodwill as of December 31, 2002, the Company determined that on the basis of the internal study, the goodwill recorded for the AlleCure and CTL units was potentially impaired. The Company performed the second step of the annual impairment test as of December 31, 2002 for each of the potentially impaired reporting units and estimated the fair value of the AlleCure and CTL programs using the expected present value of future cash flows which were expected to be negligible. Accordingly, the goodwill balance of \$151.4 million was determined to be fully impaired and an impairment loss was recorded in 2002. Subsequent to December 31, 2002, the Company had no goodwill or intangibles with indefinite lives included on its balance sheet.

*Property and Equipment* — Property and equipment are recorded at cost and depreciated using the straight-line method over the estimated useful lives of the related assets. Leasehold improvements are amortized over the term of the lease or the service lives of the improvements, whichever is shorter. Assets under construction are not depreciated until placed into service.

*Impairment of Long-Lived Assets* — The Company evaluates long-lived assets for impairment whenever events or changes in circumstances indicate that the carrying value of an asset may not be recoverable in accordance with SFAS No. 144, *Accounting for the Impairment or Disposal of Long Lived-Assets*. Assets are considered to be impaired if the carrying value may not be recoverable based upon management's assessment of the following events or changes in circumstances:

- significant changes in the Company's strategic business objectives and utilization of the assets;
- a determination that the carrying value of such assets can not be recovered through undiscounted cash flows;
- loss of legal ownership or title to the assets; or
- the impact of significant negative industry or economic trends.

If the Company believes an asset to be impaired, the impairment recognized is the amount by which the carrying value of the assets exceeds the fair value of the assets. Any write-downs would be treated as permanent reductions in the carrying amount of the asset and an operating loss would be recognized. For the years ended December 31, 2004, 2005 and 2006, the Company did not consider any long-lived assets to be impaired based on management's assessment.

*Accounts Payable and Accrued Expenses* — All liabilities, including accounts payable and accrued expenses, are recorded consistent with the definition of liabilities and accrual accounting as provided by Financial Accounting Standards Board ("FASB") Statement of Financial Accounting Concepts No. 6, *Elements of Financial Statements*.

**MANKIND CORPORATION AND SUBSIDIARIES**  
**(A Development Stage Company)**

**NOTES TO FINANCIAL STATEMENTS — (Continued)**

*Income Taxes* — In accordance with SFAS No. 109, *Accounting for Income Taxes*, deferred income tax assets and liabilities are recorded for the expected future tax consequences of temporary differences between the financial statement carrying amounts and the income tax basis of assets and liabilities. A valuation allowance is recorded to reduce net deferred income tax assets to amounts that are more likely than not to be realized.

Significant management judgment is involved in determining the provision for income taxes, deferred tax assets and liabilities and any valuation allowance recorded against net deferred tax assets. Due to uncertainties related to deferred tax assets as a result of the history of operating losses, a valuation allowance has been established against the gross deferred tax asset balance. The valuation allowance is based on management's estimates of taxable income by jurisdiction in which the Company operates and the period over which deferred tax assets will be recoverable. In the event that actual results differ from these estimates or the Company adjusts these estimates in future periods, a change in the valuation allowance may be needed, which could materially impact the Company's financial position and results of operations.

*Contingencies* — Contingencies are recorded in accordance with SFAS No. 5, *Accounting for Contingencies*.

*Stock-Based Compensation* — As of December 31, 2006, the Company had three active stock-based compensation plans, which are described more fully in Note 10. On January 1, 2006, the Company adopted the provisions of SFAS No. 123R ("SFAS No. 123R"), *Share-based Payment: an Amendment of FASB Statements No. 123 and 95*, which is a revision of SFAS No. 123 ("SFAS No. 123"), *Accounting for Stock-Based Compensation*. Prior to January 1, 2006, the Company accounted for employee stock options and the employee stock purchase plan using the intrinsic value method in accordance with Accounting Principles Board ("APB") Opinion No. 25 ("APB No. 25"), *Accounting for Stock Issued to Employees*, and adopted the disclosure only alternative of SFAS No. 123. SFAS No. 123R eliminated the intrinsic value method of accounting for stock options which the Company followed until December 31, 2005. Further, SFAS No. 123R requires all share-based payments to employees, including grants of stock options and the compensatory elements of employee stock purchase plans, to be recognized in the income statement based upon the fair value of the awards at the grant date.

Upon adoption of SFAS No. 123R, the Company selected the modified prospective transition method whereby unvested awards at the date of adoption as well as awards that are granted, modified, or settled after the date of adoption will be measured and accounted for in accordance with SFAS No. 123R. Measurement and attribution of compensation cost for awards unvested as of January 1, 2006 is based on the same estimate of the grant-date or modification-date fair value and the same attribution method (straight-line) used previously under SFAS No. 123.

In November 2005, the FASB issued FASB Staff Position No. FAS 123R-3, *Transition Election Related to Accounting for Tax Effects of Share-Based Payment Awards* ("FSP No. 123R-3"). The Company has elected to adopt the alternative transition method provided in the FASB Staff Position for calculating the tax effects of stock-based compensation expense pursuant to SFAS No. 123R. The alternative transition method includes a simplified method to establish the beginning balance of the additional paid-in capital pool ("APIC pool") related to the tax effects of employee and director stock-based compensation expense, and to determine the subsequent impact on the APIC pool and the consolidated statements of cash flows of the tax effects of employee and director stock-based awards that were outstanding upon adoption of SFAS No. 123R.

*Warrants* — The Company has issued warrants to purchase shares of its common stock. Warrants have been accounted for as equity in accordance with the provisions of EITF Issue No. 00-19: *Accounting for Derivative Financial Instruments Indexed to, and Potentially Settled in, a Company's Own Stock*.



**MANKIND CORPORATION AND SUBSIDIARIES**  
(A Development Stage Company)

**NOTES TO FINANCIAL STATEMENTS — (Continued)**

*Research and Development Expenses* — Research and development expenses consist primarily of costs associated with the clinical trials of the Company’s product candidates, manufacturing supplies and other development materials, compensation and other expenses for research and development personnel, costs for consultants and related contract research, facility costs, and depreciation. Research and development costs, which are net of any tax credit exchange recognized for the Connecticut state research and development credit exchange program, are expensed as incurred consistent with SFAS No. 2, *Accounting for Research and Development Costs*.

*Clinical Trial Expenses* — Clinical trial expenses, which are reflected in research and development expenses in the accompanying statements of operations, result from obligations under contract with vendors, consultants, and clinical site agreements in connection with conducting clinical trials. The financial terms of these contracts are subject to negotiations which vary from contract to contract and may result in payment flows that do not match the periods over which materials or services are provided to the Company under such contracts. The appropriate level of trial expenses are reflected in the Company’s financial statements by matching period expenses with period services and efforts expended. These expenses are recorded according to the progress of the trial as measured by patient progression and the timing of various aspects of the trial. Clinical trial accrual estimates are determined through discussions with internal clinical personnel and outside service providers as to the progress or state of completion of trials, or the services completed. Service provider status is then compared to the contractually obligated fee to be paid for such services. During the course of a clinical trial, the Company may adjust the rate of clinical expense recognized if actual results differ from management’s estimates. The date on which certain services commence, the level of services performed on or before a given date and the cost of the services are often judgmental.

*Interest Expense* — Interest costs are expensed as incurred, except to the extent such interest is related to construction in progress, in which case interest is capitalized. Interest expense, net, for the year ended December 31, 2006 was \$1.7 million. Interest costs capitalized for the year ended December 31, 2006 were \$0.1 million. No interest was capitalized for the years ended December 31, 2004 and 2005.

*Net Loss Per Share of Common Stock* — Basic net loss per share excludes dilution for potentially dilutive securities and is computed by dividing loss applicable to common stockholders by the weighted average number of common shares outstanding during the period. Diluted net loss per share reflects the potential dilution that could occur if securities or other contracts to issue common stock were exercised or converted into common stock. Potentially dilutive securities are excluded from the computation of diluted net loss per share for all of the periods presented in the accompanying statements of operations because the reported net loss in each of these periods results in their inclusion being antidilutive.

Potentially dilutive securities outstanding are summarized as follows:

	<b>December 31,</b>		
	<b>2004</b>	<b>2005</b>	<b>2006</b>
Exercise of common stock options	4,067,979	4,985,831	6,216,698
Conversion into common stock of senior convertible notes	—	—	5,117,523
Exercise of common stock warrants	131,628	3,438,776	2,895,332
Vesting of restricted stock units	—	164,901	776,653

*Exit or Disposal Activities* — SFAS No. 146, *Accounting for Costs Associated with Exit or Disposal Activities*, was effective for exit or disposal activities initiated after December 31, 2002. SFAS No. 146 addresses financial accounting and reporting for the costs associated with exit or disposal activities and EITF Issue No. 94-3, *Liability Recognition for Certain Employee Termination Benefits and Costs to Exit and Disposal Activity (Including Certain Costs Incurred in a Restructuring)*. SFAS No. 146 requires that a liability for costs associated with an exit or disposal activity be recognized when the liability is incurred and establishes that fair value is the objective for initial measurements of the liability.

**MANKIND CORPORATION AND SUBSIDIARIES**  
(A Development Stage Company)

**NOTES TO FINANCIAL STATEMENTS — (Continued)**

*Recently Issued Accounting Standards* — In July 2006, the FASB issued Interpretation No. 48, *Accounting for Uncertainty in Income Taxes — an interpretation of FASB Statement No. 109* (“FIN 48”). This interpretation clarifies the accounting for uncertainty in income tax recognized in an entity’s financial statements in accordance with SFAS No. 109 which prescribes a recognition threshold and measurement attribute for the financial statement recognition and measurement of a tax position taken or expected to be taken in a tax return. FIN 48 also provides guidance on derecognition, classification, interest and penalties, accounting in interim periods, disclosure, and transition. The provisions of FIN 48 are effective beginning January 1, 2007. The Company is currently evaluating the impact of this Interpretation on its financial statements. The Company does not believe the adoption of FIN 48 will have a material effect on its financial statements.

In September 2006, the FASB issued SFAS No. 157, *Fair Value Measurements* (“SFAS No. 157”). SFAS No. 157 defines fair value, establishes a framework for measuring fair value in generally accepted accounting principles, and expands disclosures about fair value measurements. SFAS No. 157 is effective for financial statements issued for fiscal years beginning after November 15, 2007, and interim periods within those fiscal years. The Company is currently evaluating the impact of adopting SFAS No. 157 on its financial statements.

**3. Investment in securities**

The following is a summary of the available-for-sale securities classified as current assets (in thousands).

	December 31, 2005		December 31, 2006	
	<u>Cost Basis</u>	<u>Fair Value</u>	<u>Cost Basis</u>	<u>Fair Value</u>
Auction rate municipal bonds	\$ 89,597	\$ 89,597	\$ 116,924	\$ 116,924

The Company’s policy is to maintain a highly liquid short-term investment portfolio. The contractual maturities for auction rate municipal bonds at December 31, 2006 are between 21 and 39 years. Despite the long-term nature of their stated contractual maturities, the Company has the ability to quickly liquidate these securities. Proceeds from the sale and maturities of available-for-sale securities amounted to approximately \$13.6 million, \$180.2 million, and \$126.9 million for the years ended December 31, 2004, 2005 and 2006, respectively. Gross realized gains and losses for available-for-sale securities were insignificant for the years ended December 31, 2004, 2005 and 2006. Gross realized gains and losses for available-for-sale securities are recorded as other income (expense). The cost of securities sold is based on the specific identification method. Unrealized gains and losses for available-for-sale securities for all periods presented in the table above were not material.

**4. State research and development credit exchange receivable**

The State of Connecticut provides certain companies with the opportunity to exchange certain research and development income tax credit carryforwards for cash in exchange for forgoing the carryforward of the research and development income tax credits. The program provides for an exchange of research and development income tax credits for cash equal to 65% of the value of corporation tax credit available for exchange. Estimated amounts receivable under the program are recorded as a reduction of research and development expenses. The three months ended September 30, 2004 was the first period in which the Company was able to recognize the benefit of these credits for financial reporting purposes and accordingly the \$4.0 million recognized in the year ended December 31, 2004 included amounts attributable to 2004 and prior years. During the years ended December 31, 2005 and 2006, research and development expenses were offset by \$1.7 million and \$0.6 million, respectively, in connection with the program.



**MANKIND CORPORATION AND SUBSIDIARIES**  
(A Development Stage Company)

**NOTES TO FINANCIAL STATEMENTS — (Continued)**

**5. Property and equipment**

Property and equipment consist of the following (dollar amounts in thousands):

	Estimated Useful Life (Years)	December 31,	
		2005	2006
Land	—	\$ 5,273	\$ 5,273
Buildings	39–40	9,566	9,566
Building improvements	5–40	39,543	44,041
Machinery and equipment	3–10	23,087	26,623
Furniture, fixtures and office equipment	5–10	2,573	2,923
Computer equipment and software	3	4,808	5,878
Leasehold improvements		5	103
Construction in progress		10,298	20,164
Deposits on equipment		6,411	6,903
		101,564	121,474
Less accumulated depreciation and amortization		(25,381)	(33,146)
Property and equipment — net		<u>\$ 76,183</u>	<u>\$ 88,328</u>

Leasehold improvements are amortized over four years which is the shorter of the term of the lease or the service lives of the improvements. Depreciation and amortization expense for the years ended December 31, 2004, 2005 and 2006, and the cumulative period from February 14, 1991 (date of inception) to December 31, 2006 was \$7.2 million, \$7.4 million, \$8.5 million and \$39.1 million, respectively.

**6. Accrued expenses and other current liabilities**

Accrued expenses and other current liabilities are comprised of the following (in thousands):

	December 31,	
	2005	2006
Salary and related expenses	\$ 4,291	\$ 7,255
Research and clinical trial costs	8,589	18,707
Litigation settlement payable	1,400	—
Accrued interest	—	228
Other	3,538	8,054
Accrued expenses and other current liabilities	<u>\$ 17,818</u>	<u>\$ 34,244</u>

**7. Notes receivable from stockholders**

The Company issued 110,000 shares of common stock to an executive of AlleCure in exchange for notes receivable, in the amounts of \$1.2 million during the year ended December 31, 2000 and \$750,000 during the year ended December 31, 2001. The notes bore interest at fixed rates and were payable in five years. The notes were pre-payable at the option of the debtor. The notes were collateralized by the underlying common stock. The executive had no further obligation to the Company under the terms of the stock purchase. During the first quarter of 2003, the executive was terminated by the Company (See Note 14—Commitments and Contingencies — Severance Agreements). The note-for-stock transactions have been accounted for as in-substance stock option grants to an employee.

**MANKIND CORPORATION AND SUBSIDIARIES**  
**(A Development Stage Company)**

**NOTES TO FINANCIAL STATEMENTS — (Continued)**

The in-substance stock option grants had no intrinsic value as of the transaction dates. The pre-payment feature of the notes resulted in the exercise price of the in-substance stock option being unknown until the notes were paid in full. Accordingly, the Company was required to measure the intrinsic value of the in-substance stock options on the balance sheet date of each financial reporting period. During 2001, the Company recorded approximately \$815,000 of stock-based compensation expense, which was included in general and administrative expense, relating to the in-substance stock options. This amount was reversed in 2002 because the in-substance stock options had no intrinsic value as of December 31, 2002. There was no stock-based compensation expense recorded for the in-substance options in 2003 because they had no intrinsic value as of December 31, 2003. The Company recorded approximately \$17,000 of stock-based compensation expense relating to the in-substance stock options during the year ended December 31, 2004, which represented the intrinsic value of the in-substance options at year end. This amount was reversed in 2005 because the in-substance stock options had no intrinsic value as of December 31, 2005. In September and October 2005, the principal and interest totaling \$1.6 million on the notes issued in exchange for approximately 78,000 of the 110,000 shares of common stock issued became due and payable. The Company pursued collection and, in January 2006, the debtor tendered 143,949 shares as full repayment of the notes in default and the note issued in exchange for 32,000 shares which would have become due in April 2006. These shares were valued at \$2.6 million on January 31, 2006 and represented principal and interest due through that date on all notes outstanding. The Company received and cancelled 143,949 shares on January 31, 2006.

During the years ended December 31, 2000 and 2001, the Company issued an aggregate 701,333 shares of common stock to various consultants in exchange for notes receivable aggregating approximately \$10.9 million. The notes bore interest at fixed rates and were payable in five years. The notes were pre-payable at the option of the debtors. The notes were collateralized by the underlying common stock. The consultants had no further obligation to the Company under the terms of the stock purchases. The note-for-stock transactions have been accounted for as in-substance stock option grants to non-employees. Since the in-substance stock options were 100% vested and nonforfeitable upon issuance, a measurement date was deemed to have occurred on the issuance date. Accordingly, the Company recorded stock-based compensation expense equal to the estimated fair value of the in-substance options of \$8.4 million in 2000 and \$15,000 in 2001. These amounts were estimated using the Black-Scholes option valuation model and the following weighted-average assumptions: volatility of 100%, term of five years, interest rate of 5.06%. Notes issued in exchange for 699,972 of the 701,333 shares aggregating \$10.9 million in principal became due on October 19, 2005. The remaining note for \$32,000 was to become due in September 2006. A total of \$14.6 million in principal and interest became due and payable on October 19, 2005 and the Company pursued collection. On November 21, 2005, the consultants filed a complaint against the Company in the California Superior Court, County of Los Angeles, *Rollins et al. v. MannKind et al*, Case No. BC343381. The complaint alleges causes of action for breach of certain agreements. On January 19, 2006, the parties mediated and settled the case. Under the settlement, the Company repurchased 620,697 shares from the consultants in full satisfaction of the principal and interest on the notes previously accounted for by the Company as in-substance stock options. These shares were tendered and cancelled on February 3, 2006. The Company also agreed to repurchase the remaining 79,275 shares held by the consultants for \$1.4 million in cash. The settlement was reflected as a \$1.4 million charge to general and administrative expense in the fourth quarter of the year ended December 31, 2005 with a corresponding amount payable included in accrued expenses and other current liabilities as of December 31, 2005. On February 21, 2006, the Company received and cancelled the 79,275 shares, and paid the purchase price of \$1.4 million to the consultants. The complaint was dismissed in its entirety with prejudice.

**8. Deferred compensation**

Certain officers elected to defer part or all of their compensation from 1991 through 1998 due to Company's cash flow difficulties in those years. The amounts due for deferred compensation were non-interest bearing with no repayment terms. The remaining balance of \$1.4 million at December 31, 2004 was paid in June 2005.

**MANKIND CORPORATION AND SUBSIDIARIES**  
**(A Development Stage Company)**

**NOTES TO FINANCIAL STATEMENTS — (Continued)**

**9. Related-party loan arrangement**

On August 2, 2006 the Company entered into a \$150.0 million loan arrangement with its principal stockholder. Under this arrangement, the Company can borrow in one or more advances at any time through August 2, 2007 that the Company's cash balance falls below its projected cash requirements for the subsequent three month period, provided that each advance be no less than \$50.0 million. Principal repayment is due and payable one year from the date of each advance. The Company borrowed \$50.0 million under the loan arrangement on August 2, 2006 and \$20.0 million on November 27, 2006. Interest accrues on each outstanding advance at a fixed rate equal to the one year LIBOR rate in effect on the day of such advance plus 3% per annum and is payable quarterly in arrears. The loan is unsecured and contains no financial covenants. There are no warrants associated with the loan nor is the loan convertible into the Company's stock. In the event of a default, all unpaid principal and interest becomes immediately due and payable and the interest rate increases to one year LIBOR calculated on the date of the initial advance or in effect on the date of default, whichever is greater, plus 5% per annum. Upon the closing of certain financing events, including equity and debt financings or strategic transactions with third parties, in which the Company receives cash proceeds of at least \$100.0 million, the Company is required to repay all or a portion of the principal and accrued and unpaid interest under the note equal to the difference between the Company's cash balance immediately following the financing event and its projected cash requirements for the six month period following the financing event. On October 30, 2006, the loan arrangement was modified to provide that at no time shall the total principal amount borrowed exceed \$150.0 million and that each advance be no less than \$10.0 million. Any principal repaid can be re-borrowed by the Company subject to the limitations above. On December 12, 2006, the Company paid off the total borrowings of \$70.0 million following the completion of concurrent offerings of convertible notes and common stock as described in Note 10 and Note 11. During the year end December 31, 2006, the Company paid \$1.6 million in interest related to this borrowing and there was no balance outstanding or accrued interest related to this borrowing as of December 31, 2006.

**10. Senior convertible notes**

On December 12, 2006, the Company completed an offering of \$115.0 million aggregate principal amount of 3.75% Senior Convertible Notes due 2013 (the "Notes"), including \$15.0 million aggregate principal amount of the Notes sold pursuant to the underwriters' over-allotment option that was exercised in full. The Notes are governed by the terms of an indenture dated as of November 1, 2006 and a First Supplemental Indenture, dated as of December 12, 2006. The Notes bear interest at the rate of 3.75% per year on the principal amount of the Notes, payable in cash semi-annually in arrears on June 15 and December 15 of each year, beginning June 15, 2007. As of December 31, 2006, the Company had accrued interest of \$228,000 related to the Notes. The Notes are general, unsecured, senior obligations of the Company and effectively rank junior in right of payment to all of the Company's secured debt, to the extent of the value of the assets securing such debt, and to the debt and all other liabilities of the Company's subsidiaries. The maturity date of the Notes is December 15, 2013 and payment is due in full on that date for unconverted securities. Holders may convert, at any time prior to the close of business on the business day immediately preceding the stated maturity date, any outstanding Notes into shares of the Company's common stock at an initial conversion rate of 44.5002 shares per \$1,000 principal amount of Notes, which is equal to a conversion price of approximately \$22.47 per share, subject to adjustment. Except in certain circumstances, if the Company undergoes a fundamental change: (1) the Company will pay a make-whole premium on the Notes converted in connection with a fundamental change by increasing the conversion rate on such Notes, which amount, if any, will be based on the Company's common stock price and the effective date of the fundamental change, and (2) each holder of the Notes will have the option to require the Company to repurchase all or any portion of such holder's Notes at a repurchase price of 100% of the principal amount of the Notes to be repurchased plus accrued and unpaid interest, if any.

**MANKIND CORPORATION AND SUBSIDIARIES**  
(A Development Stage Company)

**NOTES TO FINANCIAL STATEMENTS — (Continued)**

The Company incurred approximately \$3.7 million in debt issuance costs which are recorded as an offset to the debt in the accompanying balance sheet. These costs are being amortized to interest expense using the effective interest method over the term of the Notes.

**11. Common and preferred stock**

*Private Placement* — On August 5, 2005, the Company closed a \$175.0 million private placement of common stock and the concurrent issuance of warrants for the purchase of additional shares of common stock to accredited investors including the Company's principal stockholder who purchased \$87.3 million of the private placement. The Company sold 17,132,000 shares of common stock in the private placement, together with warrants to purchase up to 3,426,000 shares of common stock at an exercise price of \$12.228 per share which became exercisable on February 1, 2006 and expire on August 5, 2010. In connection with this private placement, the Company paid \$4.5 million in commissions to the placement agents and incurred \$300,000 in other offering expenses which resulted in net proceeds of approximately \$170.2 million.

*Public Equity Offering* — On December 12, 2006, the Company closed the sale of 20,000,000 shares of its common stock at a public offering price of \$17.42 per share and on December 19, 2006, closed the sale of an additional 3,000,000 shares of its common stock at a public offering price of \$17.42 per share pursuant to an over-allotment option granted to the underwriters of the offering. Approximately 5.8 million shares were sold to certain of the Company's officers and directors, including 5.75 million shares sold to the principal stockholder. In connection with this offering, the Company paid approximately \$15.0 million in underwriting fees and incurred approximately \$1.1 million in other offering expenses which resulted in net proceeds of approximately \$384.7 million.

*Common Stock* — The Company is authorized to issue 90,000,000 shares of common stock. As of December 31, 2006, 73,360,154 shares of common stock are issued and outstanding. On February 22, 2007, the board of directors of the Company adopted a resolution, subject to stockholder approval, to amend the Company's certificate of incorporation to permit the issuance of up to 150,000,000 shares of common stock. The Company intends to present this resolution for stockholder approval at the Company's annual stockholders' meeting scheduled for May 24, 2007.

The Company had reserved shares of common stock for issuance as follows:

	<u>December 31, 2005</u>	<u>December 31, 2006</u>
Exercise of common stock options	4,985,831	6,216,698
Conversion into common stock of senior convertible notes	—	5,117,523
Exercise of common stock warrants	3,438,776	2,895,332
Vesting of restricted stock units	164,901	776,653
	<u>8,589,508</u>	<u>15,006,206</u>

*Preferred Stock* — The Company is authorized to issue 10,000,000 shares of preferred stock. As of December 31, 2006, no shares of preferred stock are issued and outstanding.

*Registration rights* — As of December 31, 2006 the holders of 916,715 shares of the Company's common stock and the holders of warrants to purchase 12,459 shares of the Company's common stock have rights, subject to some conditions, to require the Company to file registration statements covering their shares or to include their shares in registration statements that the Company may file for itself or other stockholders.

As of December 31, 2006, the holders of 17,132,000 shares of common stock together with warrants to purchase up to 2,882,873 shares of common stock, all of which were issued in the August 2005 private placement,

**MANKIND CORPORATION AND SUBSIDIARIES**  
**(A Development Stage Company)**

**NOTES TO FINANCIAL STATEMENTS — (Continued)**

have rights that require the Company to keep the registration of the shares of common stock purchased in the private placement or underlying warrants continuously effective until at least August 2007.

**12. Stock award plans**

As of December 31, 2006, the Company has three active stock-based compensation plans — the 2004 Equity Incentive Plan (the “Plan”), the 2004 Non-Employee Directors’ Stock Option Plan (the “NED Plan”), and the 2004 Employee Stock Purchase Plan (the “ESPP”). The Plan provides for the granting of stock awards including stock options and restricted stock units, to employees, directors and consultants. The NED Plan provides for the automatic, non-discretionary grant of options to the Company’s non-employee directors. Awards also remain outstanding at December 31, 2006 under the following inactive plans: the 1991 Stock Option Plan, the 1999 Stock Plan, the CTL Plan, and the Allecure Plan. There are also options outstanding to our principal stockholder at December 31, 2006 that were not granted under any plan; these options were granted during the year ended December 31, 2002, vested over four years, and have an exercise price of \$25.23 per share. The following table summarizes information about our stock-based award plans as of December 31, 2006:

	<u>Outstanding Options</u>	<u>Outstanding Restricted Stock Units</u>	<u>Shares Available for Future Issuance</u>
2004 Equity Incentive Plan	5,441,501	776,653	2,300,337
2004 Non-Employee Directors’ Stock Option Plan	337,500		462,500
1991 Stock Option Plan	29,718		
1999 Stock Plan	122,721		
CTL and Allecure Plan	44,286		
Options outside of any plan granted to principal stockholder	240,972		
Total	<u>6,216,698</u>	<u>776,653</u>	<u>2,762,837</u>

The Company’s board of directors determines eligibility, vesting schedules and exercise prices for stock awards granted under the Plan. The NED Plan provides for automatic, non-discretionary grant of options to the Company’s non-employee directors. Options and other stock awards under the Plan and the NED Plan expire not more than ten years from the date of the grant and are exercisable upon vesting. Stock options generally vest over four years. Current stock option grants vest and become exercisable at the rate of 25% after one year and ratably on a monthly basis over a period of 36 months thereafter. Restricted stock units generally vest over four years with consideration satisfied by service to the Company. Certain performance-based awards vest upon achieving three pre-determined performance milestones which are expected to occur over a period of 42 months. The Plan provides for full acceleration of vesting if an employee is terminated within thirteen months of a change in control, as defined.

In March 2004, the Company’s board of directors approved the 2004 Employee Stock Purchase Plan, which became effective upon the closing of the Company’s initial public offering. Initially, the aggregate number of shares that could be sold under the plan was 2,000,000 shares of common stock. On January 1 of each year, for a period of ten years beginning January 1, 2005, the share reserve automatically increases by the lesser of: 700,000 shares, 1% of the total number of shares of common stock outstanding on that date, or an amount as may be determined by the board of directors. However, under no event can the annual increase cause the total number of shares reserved under the purchase plan to exceed 10% of the total number of shares of capital stock outstanding on December 31 of the prior year. On January 1, 2005, 2006, and 2007 the purchase plan share reserve was increased by 327,562, 503,141 and 700,000 shares, respectively. In November 2006, the Board of Directors approved a decrease of 2.6 million shares to the reserve in order to make additional shares available for the Company’s December 2006 offerings (see Note 1 — Description of Business and Basis of Presentation — Public Offerings). For the years ended



**MANKIND CORPORATION AND SUBSIDIARIES**  
**(A Development Stage Company)**

**NOTES TO FINANCIAL STATEMENTS — (Continued)**

December 31, 2004, 2005, and 2006 the Company sold 36,152, 57,642, 86,093 shares, respectively, of its common stock to employees participating in the plan.

On January 1, 2006, the Company adopted the provisions of SFAS No. 123R (“SFAS No. 123R”), *Share-based Payment: an Amendment of FASB Statements No. 123 and 95*, which is a revision of SFAS No. 123 (“SFAS No. 123”), *Accounting for Stock-Based Compensation*. Prior to January 1, 2006, the Company accounted for employee stock options and the employee stock purchase plan using the intrinsic value method in accordance with Accounting Principles Board (“APB”) Opinion No. 25 (“APB No. 25”), *Accounting for Stock Issued to Employees*, and adopted the disclosure only alternative of SFAS No. 123. Accordingly, prior to January 1, 2006, no compensation expense was recorded for options issued to employees with fixed option quantities and fixed exercise prices which were at least equal to the fair value of the Company’s common stock at the date of grant. Conversely, when the exercise price for accounting purposes was below fair value of the Company’s common stock on the date of grant, a non-cash charge to compensation expense was recorded for the amount equal to the difference between the exercise price and the fair value ratably over the term of the option vesting period. SFAS No. 123R eliminated the intrinsic value method of accounting for stock options which the Company followed until December 31, 2005. Further, SFAS No. 123R requires all share-based payments to employees, including grants of stock options and the compensatory elements of employee stock purchase plans, to be recognized in the income statement based upon the fair value of the awards at the grant date.

Upon adoption of SFAS No. 123R, the Company selected the modified prospective transition method whereby unvested awards at the date of adoption as well as awards that are granted, modified, or settled after the date of adoption will be measured and accounted for in accordance with SFAS No. 123R. Measurement and attribution of compensation cost for awards unvested as of January 1, 2006 is based on the same estimate of the grant-date or modification-date fair value and the same attribution method (straight-line) used previously under SFAS No. 123.

On October 7, 2003, our board of directors approved a repricing program for certain outstanding options to purchase shares of our common stock granted under each of our stock plans. Compensation cost for all options repriced under the repricing program were remeasured on a quarterly basis until the adoption of SFAS No. 123R. For the year ended December 31, 2004, the Company recorded \$4.4 million in stock-based compensation expense related to the re-pricing program. For the year ended December 31, 2005, the Company recorded a decrease in stock-based compensation expense of approximately \$2.4 million relating to the re-pricing program.

Upon adoption of SFAS No. 123R, the Company continues to account for non-employee stock-based compensation expense based on the estimated fair value of the options, determined using the Black-Scholes option valuation model, in accordance with EITF No. 96-18, and amortizes such expense on a straight-line basis. In November 2004, pursuant to assignment agreements with two consultants, the Company issued 200 shares of its common stock under its 2004 Equity Incentive Plan. The Company agreed to issue 99,800 additional shares upon the achievement of certain milestones specified in consulting agreements and for the year ended December 31, 2004, the Company recorded approximately \$1.1 million in stock-based compensation expense related to these agreements. In November 2005, 39,800 of the 99,800 shares were issued to the consultants and the Company decreased stock-based compensation expense by approximately \$146,000 based on the fair market value of the shares when issued. As of December 31, 2006, there were 163,136 options outstanding to consultants.

During the year ended December 31, 2006, the Company recorded stock-based compensation expense related to its stock award plans and the ESPP of \$14.7 million. If not for the adoption of SFAS No. 123R, stock-based compensation expense under APB No. 25 would have been approximately \$3.7 million for the year ended December 31, 2006. The adoption of SFAS No. 123R in 2006 resulted in an increase in both loss before provision for income taxes and net loss applicable to common stockholders of \$11.0 million, and an increase in both basic and diluted loss per share of \$0.22. The following table presents stock-based compensation expense included in operating expenses and the pro forma stock-based compensation amounts that would have been included in the

**MANKIND CORPORATION AND SUBSIDIARIES**  
(A Development Stage Company)

**NOTES TO FINANCIAL STATEMENTS — (Continued)**

statements of operations for the years ended December 31, 2004 and 2005 had stock-based compensation expense been determined in accordance with the fair value method prescribed by SFAS No. 123:

	<u>Year Ended December 31,</u>	
	<u>2004</u>	<u>2005</u>
Stock-based employee compensation expense determined under the fair value based method for all awards	\$ (10,114)	\$ (13,162)
Fair value of discount on employee stock purchase plan	(188)	(290)
Total stock-based employee compensation expense	<u>\$ (10,302)</u>	<u>\$ (13,452)</u>
Net loss — as reported	\$ (75,992)	\$ (114,338)
Add: Stock-based employee compensation expense (benefit) included in reported net loss	5,694	(1,892)
Deduct: Total stock-based employee compensation expense determined under the fair value based method for all awards	<u>(10,302)</u>	<u>(13,452)</u>
Net loss — pro forma	(80,600)	(129,682)
Deemed dividends related to beneficial conversion features of convertible preferred stock	(19,822)	—
Accretion on redeemable preferred stock	(60)	—
Net loss applicable to common stockholders — pro forma	<u>\$ (100,482)</u>	<u>\$ (129,682)</u>
Basic and diluted loss applicable to common stockholders per share, as reported	<u>\$ (3.80)</u>	<u>\$ (2.87)</u>
Basic and diluted loss applicable to common stockholders per share, pro forma	<u>\$ (3.98)</u>	<u>\$ (3.25)</u>

Total stock-based compensation expense recognized in the accompanying statements of operations is as follows (in thousands):

	<u>Year Ended December 31,</u>		
	<u>2004</u>	<u>2005</u>	<u>2006</u>
Employee-related	\$ 5,694	\$ (1,892)	\$ 14,387
Consultant-related	1,116	164	280
Total	<u>\$ 6,810</u>	<u>\$ (1,728)</u>	<u>\$ 14,667</u>

Total stock-based compensation expense recognized in the accompanying statements of operations is included in the following categories (in thousands):

	<u>Year Ended December 31,</u>		
	<u>2004</u>	<u>2005</u>	<u>2006</u>
Research and development	\$ 2,936	\$ (320)	\$ 7,140
General and administrative	3,874	(1,408)	7,527
Total	<u>\$ 6,810</u>	<u>\$ (1,728)</u>	<u>\$ 14,667</u>

The Company uses the Black-Scholes option valuation model to estimate the grant date fair value of employee stock options. Upon adoption of SFAS No. 123R, the expected life of the option is estimated using the “simplified” method as provided in SEC Staff Accounting Bulletin No. 107 (SAB No. 107). Under this method, the expected life equals the arithmetic average of the vesting term and the original contractual term of the options. During the year



**MANKIND CORPORATION AND SUBSIDIARIES**  
(A Development Stage Company)

**NOTES TO FINANCIAL STATEMENTS — (Continued)**

ended December 31, 2006, the Company assumed estimated lives of 6.08 to 6.60 years. The Company also estimates volatility as provided in SAB 107. Under this method, volatility is estimated based on the historical volatility of similar entities whose share prices are publicly available. During the year ended December 31, 2006, the Company used volatility assumptions from 56% to 63%. The Company has selected risk-free interest rates based on U.S. Treasury Securities with an equivalent expected term in effect on the date the options were granted. During the year ended December 31, 2006, the Company used risk-free rates from 4.54% to 4.96%. Additionally, the Company uses historical data and management judgment to estimate stock option exercise behavior and employee turnover rates to estimate the number of stock option awards that will eventually vest.

Prior to January 1, 2006, under SFAS No. 123, the Company estimated the fair value of each stock option at the grant date or modification date, if any, using the Black-Scholes option valuation model with the following assumptions:

	<u>Year Ended December 31,</u>	
	<u>2004</u>	<u>2005</u>
Risk-free interest rate	2.55% — 3.82%	3.43% — 4.49%
Expected lives	4.0 years	4.0 years
Volatility	100%	100%
Dividends	—	—

The following table summarizes information about stock options outstanding:

	<u>Number of Shares</u>	<u>Weighted Average Exercise Price per Share</u>	<u>Weighted Average Grant Date Fair Value</u>	<u>Aggregate Intrinsic Value (\$000)</u>
Outstanding at January 1, 2004	2,099,825	\$ 10.29		
Granted	2,145,124	14.09	\$ 10.16	
Exercised	(86,066)	12.54		\$ 20
Forfeit	(79,244)	12.86		
Expired	<u>(11,660)</u>	20.22		
Outstanding at December 31, 2004	4,067,979	12.19		
Granted	1,634,679	12.03	\$ 8.14	
Exercised	(304,555)	6.42		\$ 1,318
Forfeit	(379,850)	13.04		
Expired	<u>(32,422)</u>	16.02		
Outstanding at December 31, 2005	4,985,831	12.40		
Granted	1,792,525	17.51	\$ 10.41	
Exercised	(262,987)	8.79		\$ 2,523
Forfeit	(250,216)	13.25		
Expired	<u>(48,455)</u>	17.94		
Outstanding at December 31, 2006	<u>6,216,698</u>	13.94		\$ 15,872
Vested or expected to vest at December 31, 2006	5,725,429	13.85		\$ 15,124
Exercisable at December 31, 2006	2,754,149	12.64		\$ 10,602

**MANKIND CORPORATION AND SUBSIDIARIES**  
**(A Development Stage Company)**

**NOTES TO FINANCIAL STATEMENTS — (Continued)**

Cash received from the exercise of options during the years ended December 31, 2004, 2005, and 2006 was approximately \$1.1 million, \$2.0 million, and \$2.3 million, respectively. The weighted-average remaining contractual terms for options outstanding, vested or expected to vest, and exercisable at December 31, 2006 was 7.4 years, 7.3, and 5.7 years, respectively.

A summary of restricted stock units activity for the years ended December 31, 2005 and 2006 is presented below:

	<u>Number of Shares</u>	<u>Weighted Average Grant Date Fair Value per Share</u>
Outstanding at January 1, 2005		
Granted	165,354	\$ 11.00
Forfeited	(453)	
Outstanding at December 31, 2005	164,901	
Granted	773,713	17.02
Vested	(135,744)	
Forfeited	(26,217)	
Outstanding at December 31, 2006	<u>776,653</u>	

The total fair value of restricted stock units vested during the year ended December 31, 2006 was \$2.5 million. The weighted-average remaining contractual terms for restricted stock units outstanding at December 31, 2006 was 9.3 years.

A summary of the status of the Company's nonvested shares, excluding restricted stock units, for the year ended December 31, 2006, is presented below:

	<u>Number of Shares</u>	<u>Weighted Average Grant Date Fair Value per Share</u>
Nonvested at January 1, 2006	3,048,631	\$ 13.06
Granted	1,792,525	10.41
Vested	(1,128,391)	10.00
Forfeited	(250,216)	9.26
Nonvested at December 31, 2006	<u>3,462,549</u>	12.96

**MANKIND CORPORATION AND SUBSIDIARIES**  
**(A Development Stage Company)**

**NOTES TO FINANCIAL STATEMENTS — (Continued)**

A summary of the status of the Company's nonvested restricted stock units, for the year ended December 31, 2006, is presented below:

	<u>Number of Shares</u>	<u>Weighted Average Grant Date Fair Value per Share</u>
Nonvested at January 1, 2006	164,901	\$ 11.00
Granted	773,713	17.02
Released	(135,744)	14.80
Forfeited	<u>(26,217)</u>	13.25
Nonvested at December 31, 2006	<u>776,653</u>	16.26

As of December 31, 2006, there was \$28.0 million and \$11.1 million of unrecognized compensation cost related to options and restricted stock units, respectively, which is expected to be recognized over the weighted average vesting period of 2.9 years.

### 13. Warrants

During 1995 and 1996, the Company issued warrants to purchase shares of common stock. The warrants have an exercise price of \$12.64 per share as of December 31, 2006 and expire in 2007. The warrants contain provisions for the adjustment of the exercise price and the number of shares issuable upon the exercise of the warrant in the event the Company declares any stock dividends or effects any stock split, reclassification or consolidation of its common stock. The warrants also contain a provision that provides for an adjustment to the exercise price and the number of shares issuable in the event that the Company issues securities for a per share price less than a specified price. As of December 31, 2004, warrants to purchase 131,628 shares of common stock were outstanding. During the second quarter ended June 30, 2005, warrants to purchase 110,888 shares of common stock were exchanged for 24,210 shares of common stock resulting in stock-based compensation expense of \$245,000 based on a fair market value of the common stock of \$10.12 per share. Warrants to purchase 8,304 shares of common stock expired during 2005. As of December 31, 2006, the remaining warrants to purchase 12,459 shares of common stock at a weighted average exercise price of \$12.64 per share are outstanding and exercisable.

In connection with the sale of common stock in the private placement which closed on August 5, 2005, the Company concurrently issued warrants to purchase up to 3,426,000 shares of common stock at an exercise price of \$12.228 per share. See also Note 11 — Common and Preferred Stock — Private Placement. These warrants became exercisable on February 1, 2006 and expire in August 2010. During the year ended December 31, 2006, approximately 543,000 warrants were exercised and net settled for approximately 339,000 shares. As of December 31, 2006, warrants to purchase approximately 2,883,000 shares of common stock remained outstanding. In connection with the sale of common stock in the public offering that closed on December 6, 2006, two holders of outstanding warrants to purchase a total of 1,710,091 shares of common stock agreed to amend the terms of their warrants to provide that such warrants would not be exercisable from December 6, 2006 until the date on which the Company has at least 100,000,000 shares of its common stock duly and validly authorized.

**MANKIND CORPORATION AND SUBSIDIARIES**  
**(A Development Stage Company)**

**NOTES TO FINANCIAL STATEMENTS — (Continued)**

**14. Commitments and contingencies**

*Operating Leases* — The Company leases certain facilities and equipment under various operating leases, which expire at various dates through 2009. Future minimum rental payments required under operating leases are as follows at December 31, 2006 (in thousands):

Year Ending December 31,	
2007	\$ 1,451
2008	1,439
2009	319
After 2009	—
Total minimum lease payments	\$ 3,209

Rent expense under all operating leases for the years ended December 31, 2004, 2005 and 2006 was approximately, \$601,000 and \$1.1 million, and \$1.3 Million, respectively.

*Capital Leases* — The Company's capital leases were not material for the years ended December 31, 2004, 2005 and 2006.

*Guarantees and Indemnifications* — In the ordinary course of its business, the Company makes certain indemnities, commitments and guarantees under which it may be required to make payments in relation to certain transactions. The Company, as permitted under Delaware law and in accordance with its Bylaws, indemnifies its officers and directors for certain events or occurrences, subject to certain limits, while the officer or director is or was serving at the Company's request in such capacity. The term of the indemnification period is for the officer's or director's lifetime. The maximum amount of potential future indemnification is unlimited; however, the Company has a director and officer insurance policy that may enable it to recover a portion of any future amounts paid. The Company believes the fair value of these indemnification agreements is minimal. The Company has not recorded any liability for these indemnities in the accompanying consolidated balance sheets. However, the Company accrues for losses for any known contingent liability, including those that may arise from indemnification provisions, when future payment is probable. No such losses have been recorded to date.

*Litigation* — The Company is involved in various legal proceedings and other matters. In accordance with SFAS No. 5, *Accounting for Contingencies*, the Company would record a provision for a liability when it is both probable that a liability has been incurred and the amount of the loss can be reasonably estimated.

In May 2005, the Company's former Chief Medical Officer filed a complaint against the Company in the California Superior Court, County of Los Angeles. *Wayman Wendell Cheatham, M.D. v. MannKind Corporation*, Case No. BC333845. The complaint alleges causes of action for wrongful termination in violation of public policy, breach of contract and retaliation, in connection with the Company's termination of Dr. Cheatham's employment. In the complaint, Dr. Cheatham seeks compensatory, punitive and exemplary damages in excess of \$2.0 million as well as reimbursement of attorneys' fees. In June 2005, the Company answered the complaint, generally denying each of Dr. Cheatham's allegations and asserting various defenses. The Company believes the allegations in the complaint are without merit and intends to vigorously defend against them. The Company also filed a cross-complaint against Dr. Cheatham, alleging claims for libel per se, trade libel, breach of contract, breach of the implied covenant of good faith and fair dealing and breach of the duty of loyalty. The libel claims allege that Dr. Cheatham made certain false and malicious statements about the Company in a letter to the Food and Drug Administration ("FDA") with regard to a request by the Company to hold a meeting with the FDA. The remaining causes of action in the cross-complaint arise out of the Company's allegations that Dr. Cheatham had an undisclosed consulting relationship with a Company competitor during his employment with the Company, in violation of his agreement with the Company. In July 2005, Dr. Cheatham filed a demurrer and motion to strike the Company's cross-complaint under California's anti-SLAPP statute. In September 2005, the California Superior Court overruled Dr. Cheatham's demurrer and

**MANKIND CORPORATION AND SUBSIDIARIES**  
**(A Development Stage Company)**

**NOTES TO FINANCIAL STATEMENTS — (Continued)**

denied his motion to strike the Company's cross-complaint. In November 2005, Dr. Cheatham appealed the Court's ruling denying his motion to strike. In July 2006, the Company filed a motion for summary judgment, or in the alternative, for summary adjudication, requesting dismissal before trial of Dr. Cheatham's claims against the Company. In October 2006, the Superior Court denied the motion. In December 2006, the Court of Appeal affirmed in part and reversed in part the Superior Court's order denying Dr. Cheatham's motion to strike. Subsequently, Dr. Cheatham filed a notice of dismissal of the retaliation cause of action, and the Company filed a notice of dismissal of the remaining claims under its cross-complaint. This case is scheduled for trial to commence on April 30, 2007. The Company believes that the ultimate resolution of this matter will not have a material impact on the Company's financial position or results of operations.

In 2000, the Company issued 699,972 shares of common stock to three consultants in exchange for notes receivable aggregating approximately \$10.9 million. The fixed interest bearing notes were collateralized by the underlying common stock. The notes-for-stock transactions were accounted for as in-substance stock option grants to non-employees. In November 2004, the consultants informed the Company that they had entered into an agreement in October 2001 with Alfred E. Mann, the Company's chairman, chief executive officer and principal stockholder, under which Mr. Mann would purchase a portion of the consultants' common stock, and that the Company was to apply the proceeds to the amounts owed under the consultants' respective notes. The consultants informed the Company that they believed both the Company and Mr. Mann were in breach of the alleged agreement, and indicated their intent to seek alleged damages arising from the Company's failure to perform the alleged agreement. On October 19, 2005, the principal and interest on the notes aggregating \$14.6 million became due and payable and the Company pursued collection. On November 21, 2005, the consultants filed a complaint against the Company in the California Superior Court, County of Los Angeles, *Rollins et al. v. MannKind et al*, Case No. BC343381. The complaint alleges causes of action for breach of the abovementioned agreement, among other things. On January 19, 2006, the parties mediated and settled the case. Under the settlement, the Company repurchased 620,697 shares from the consultants in full satisfaction of the notes. These shares were tendered and cancelled on February 3, 2006. The Company also agreed to repurchase the remaining 79,275 shares held by the consultants for \$1.4 million in cash. The settlement was reflected as a \$1.4 million charge to general and administrative expense in the fourth quarter of the year ended December 31, 2005 with a corresponding amount payable included in accrued expenses and other current liabilities as of December 31, 2005. On February 21, 2006, the Company received and cancelled the 79,275 shares, and paid the purchase price of \$1.4 million to the consultants. The complaint has been dismissed in its entirety with prejudice.

In September and October 2005, the principal and interest totaling \$1.6 million on notes issued in exchange for approximately 78,000 shares of common stock to a former executive of the Company became due and payable to the Company. On December 31, 2005, the 78,000 shares of common stock issued in exchange for the notes receivable had a market value of approximately \$878,000. The Company pursued collection. On January 31, 2006, former executive tendered 143,949 shares as full repayment of the notes in default and an additional note due in April 2006 issued in exchange for approximately 32,000 shares of common stock. The 143,949 shares were valued at \$2.6 million on January 31, 2006 and represented principal and interest due through that date on all notes. The Company received and cancelled these shares on January 31, 2006.

*Licensing Arrangement* — On October 12, 2006, the Company entered into an agreement with The Technion Research and Development Foundation Ltd. ("TRDF"), an Israeli corporation affiliated with the Technion-Israel Institute of Technology (the "Technion") to license certain technology from TRDF and to collaborate with TRDF in the further research in and the development and commercialization of such technology. In exchange for the rights that the Company obtained under this agreement, the Company agreed to pay to TRDF aggregate license fees of \$3.0 million and to issue to TRDF a total of 300,000 shares of the Company's common stock. The license fees will be paid and the shares issued in three equal installments, the first of which occurred on October 18, 2006 and the second and third installments to occur, subject to the accomplishment of certain milestones, on October 12, 2007 and October 12, 2008. The Company has also agreed to pay royalties to TRDF with respect to sales of certain

**MANNKIND CORPORATION AND SUBSIDIARIES**  
**(A Development Stage Company)**

**NOTES TO FINANCIAL STATEMENTS — (Continued)**

products that contain or use the licensed technology or are covered by patents included in the licensed technology or are discovered through the use of the licensed technology. The Company agreed to pay up to \$6.0 million of the royalties in advance upon the receipt of specified regulatory approvals. The Company agreed to pay to TRDF specified percentages of any lump-sum sub-license payments that the Company receives if it decides to sub-license the technology. The Company has also agreed to pay a total of \$2.0 million to TRDF in three nearly equal installments to fund sponsored research to be conducted at TRDF by a team led by a faculty member at the Technion. The initial sponsored research payment was made upon signing of the agreement, and the second and third sponsored research payments will occur, subject to the accomplishment of certain milestones, on October 12, 2007 and October 12, 2008. The Company also agreed to retain the services of the Technion faculty member as a consultant, for which the Company agrees to pay the consultant \$60,000 per year and granted the individual an option to purchase 60,000 shares of the Company's common stock. Under the terms of the agreement, the Company issued 100,000 shares of common stock to TRDF on October 12, 2006 and paid \$1.6 million in license fees on October 18, 2006.

**15. Employee benefit plans**

The Company administers a 401(k) Savings Retirement Plan (the "MannKind Retirement Plan") for its employees. For the years ended December 31, 2004, 2005 and 2006, the Company contributed \$249,000, \$372,000 and \$567,000, respectively, to the MannKind Retirement Plan.

**16. Income taxes**

Deferred income taxes reflect the tax effects of temporary differences between the carrying amounts of assets and liabilities for financial reporting and income tax purposes. A valuation allowance is established when uncertainty exists as to whether all or a portion of the net deferred tax assets will be realized. Components of the net deferred tax asset as of December 31, 2004, 2005 and 2006 are approximately as follows (in thousands):

	<u>December 31,</u>		
	<u>2004</u>	<u>2005</u>	<u>2006</u>
<b>Deferred Tax Assets:</b>			
Net operating loss carryforwards	\$ 92,269	\$ 137,292	\$ 220,643
Research and development credits	4,566	5,719	7,971
Accrued expenses	5,548	8,100	14,509
Non-qualified stock option expense	5,027	3,793	7,723
Depreciation	<u>572</u>	<u>895</u>	<u>1,197</u>
Total gross deferred tax assets	107,982	155,799	252,043
Valuation allowance	<u>(107,982)</u>	<u>(155,799)</u>	<u>(252,043)</u>
Net deferred tax assets	<u>\$ —</u>	<u>\$ —</u>	<u>\$ —</u>

**MANKIND CORPORATION AND SUBSIDIARIES**  
(A Development Stage Company)

**NOTES TO FINANCIAL STATEMENTS — (Continued)**

The Company's effective income tax rate differs from the statutory federal income tax rate as follows for the years ended December 31, 2004, 2005 and 2006:

	<u>December 31,</u>		
	<u>2004</u>	<u>2005</u>	<u>2006</u>
Federal tax benefit rate	35.0%	35.0%	35.0%
State tax benefit, net of federal benefit	—	—	—
Permanent items	—	—	—
Other	—	—	—
Valuation allowance	<u>(35.0)</u>	<u>(35.0)</u>	<u>(35.0)</u>
Effective income tax rate	<u>0.0%</u>	<u>0.0%</u>	<u>0.0%</u>

As required by SFAS No. 109, management of the Company has evaluated the positive and negative evidence bearing upon the realizability of its deferred tax assets. Management has concluded, in accordance with the applicable accounting standards, that it is more likely than not that the Company may not realize the benefit of its deferred tax assets. Accordingly, the net deferred tax assets have been fully reserved. Management reevaluates the positive and negative evidence on an annual basis. During the years ended December 31, 2004, 2005 and 2006, the change in the valuation allowance was \$34.1 million, \$47.8 million, and \$96.2 million respectively, for income taxes.

At December 31, 2006, the Company had federal and state net operating loss carryforwards of approximately \$573.4 million and \$360.2 million available, respectively, to reduce future taxable income and which will expire at various dates beginning in 2007 and 2008, respectively. As a result of the Company's initial public offering, an ownership change within the meaning of Internal Revenue Code Section 382 occurred in August 2004. As a result, annual use of the federal net operating loss and credit carry forward is limited to approximately \$13.0 million per year. The annual limitation is cumulative and therefore, if not fully utilized in a year can be utilized in future years in addition to the Section 382 limitation for those years. At December 31, 2006, the Company had research and development credits of \$10.6 million that expire at various dates through 2017.

The Company is currently evaluating the impact of FIN 48 on its financial statements which is effective beginning January 1, 2007. The evaluation of a tax position in accordance with FIN 48 is a two-step process. The first step is recognition: The enterprise determines whether it is more-likely-than-not that a tax position will be sustained upon examination, including resolution of any related appeals or litigation processes, based on the technical merits of the position. In evaluating whether a tax position has met the more-likely-than-not recognition threshold, the enterprise should presume that the position will be examined by the appropriate taxing authority that would have full knowledge of all relevant information. The second step is measurement: A tax position that meets the more-likely-than-not recognition threshold is measured to determine the amount of benefit to recognize in the financial statements. The tax position is measured at the largest amount of benefit that is greater than 50 percent likely of being realized upon ultimate settlement. Tax positions that previously failed to meet the more-likely-than-not recognition threshold should be recognized in the first subsequent financial reporting period in which that threshold is met. Previously recognized tax positions that no longer meet the more-likely-than-not recognition threshold should be derecognized in the first subsequent financial reporting period in which that threshold is no longer met. The Company has not completed its evaluation of FIN 48 and the effect the adoption will have on the Company's consolidated financial statements. The Company does not believe the adoption of FIN 48 will have a material effect on its financial statements.



**MANKIND CORPORATION AND SUBSIDIARIES**  
**(A Development Stage Company)**

**NOTES TO FINANCIAL STATEMENTS — (Continued)**

**17. Related party transactions**

The Company issued 8,550,446 shares of its common stock to its principal stockholder during the year ended December 31, 2005 for proceeds of approximately \$87.3 million. In connection with this issuance, the board of directors approved the issuance of warrants to purchase 1,710,091 shares of the Company's common stock at \$12.228 per share, which expire on August 2, 2010. The issuance of shares and warrants to the principal stockholder was on terms identical to the other purchasers in the private placement, as approved by the Company's board of directors.

During the year ended December 31, 2006 the principal stockholder purchased 5,750,000 shares of common stock at \$17.42 per share in the Company's December 2006 equity offering on terms identical to other purchasers resulting in proceeds of approximately \$100.1 million to the Company. In connection with the equity offering the Company paid \$280,000 in filing fees related to the principal stockholder's filings made pursuant to the Hart-Scott-Rodino Antitrust Improvement Act of 1976. During the year ended December 31, 2006, the Company borrowed \$70.0 million from its principal stockholder under the loan arrangement described in Note 9. On December 12, 2006, in connection with the completion of their equity and convertible debt offerings, the Company paid principal and interest of \$70.0 million and \$1.6 million, respectively, under the loan arrangement.

Alfred E. Mann, our principal stockholder and chief executive officer, has established the Alfred Mann Institute for Biomedical Development at the Technion ("AMI-Technion") to expedite the translation of intellectual property and technology of the Technion into commercial medical products for the public benefit. Over a period of several years, Mr. Mann will establish a \$100 million endowment for AMI-Technion. Mr. Mann does not directly or indirectly have any interest in TRDF (see Note 14 — Licensing Arrangement).

During the years ended December 31, 2003 and 2004, the Company paid \$497,000 and \$218,000, respectively, to certain universities to conduct sponsored research programs, including clinical research. Certain stockholders of the Company are employees of these universities and oversee the sponsored research programs. No sponsored research programs were conducted with and no amounts were paid to these universities in 2005 or 2006.

On January 19, 2006, the Company settled a claim filed by three consultants related to certain notes-for-stock transactions (see Note 14 — Commitments and Contingencies — Litigation).

In connection with certain meetings of the Company's board of directors and on other occasions when the Company's business necessitated air travel for the Company's principal stockholder and other Company employees, the Company utilized the principal stockholder's private aircraft, and the Company paid the charter company that manages the aircraft on behalf of the Company's majority stockholder approximately \$145,000, \$62,000 and \$212,000, respectively, for the years ended December 31, 2004, 2005 and 2006 on the basis of the corresponding cost of commercial airfare. These payments were approved by the audit committee of the board of directors.

In 2004, the Company engaged one of its directors to provide consulting services related to seeking potential partners in the development and commercialization of the Company's technology. The Company paid this director approximately \$47,000 for consulting services rendered for the year ended December 31, 2004. No services were provided for the years ended December 31, 2005 or 2006.

The Company has entered into indemnification agreements with each of its directors and executive officers, in addition to the indemnification provided for in its amended and restated certificate of incorporation and amended and restated bylaws (see Note 14 — Guarantees and Indemnifications).

**18. Subsequent event**

On February 20, 2007, our Corporate Vice President and President of Commercial Operations and Business Development resigned from the Company effective February 26, 2007. This individual has agreed to provide consulting services to the Company for a 15-month period. During the term of the consulting agreement, he will not

**MANKIND CORPORATION AND SUBSIDIARIES**  
**(A Development Stage Company)**

**NOTES TO FINANCIAL STATEMENTS — (Continued)**

receive any cash compensation (other than payments made pursuant to the executive severance agreement between the Company and himself dated August 1, 2003), but he will be entitled to the continued vesting of his previously granted stock options and restricted stock units.

**19. Selected quarterly financial data (unaudited)**

	<u>March 31</u>	<u>June 30</u>	<u>September 30</u>	<u>December 31</u>
	(In thousands, except per share data)			
<b>2005</b>				
Net loss	\$ (22,162)	\$ (27,155)	\$ (31,730)	\$ (33,291)
Net loss applicable to common stockholders	<u>\$ (22,162)</u>	<u>\$ (27,155)</u>	<u>\$ (31,730)</u>	<u>\$ (33,291)</u>
Net loss per share applicable to common stockholders — basic and diluted	\$ (0.68)	\$ (0.83)	\$ (0.73)	\$ (0.66)
Weighted average common shares used to compute basic and diluted net loss per share applicable to common stockholders	<u>32,764</u>	<u>32,777</u>	<u>43,460</u>	<u>50,250</u>
	<u>March 31</u>	<u>June 30</u>	<u>September 30</u>	<u>December 31</u>
	(In thousands, except per share data)			
<b>2006</b>				
Net loss	\$ (43,559)	\$ (54,751)	\$ (60,970)	\$ (71,268)
Net loss applicable to common stockholders	<u>\$ (43,559)</u>	<u>\$ (54,751)</u>	<u>\$ (60,970)</u>	<u>\$ (71,268)</u>
Net loss per share applicable to common stockholders — basic and diluted	\$ (0.87)	\$ (1.10)	\$ (1.23)	\$ (1.30)
Weighted average common shares used to compute basic and diluted net loss per share applicable to common stockholders	<u>49,787</u>	<u>49,638</u>	<u>49,731</u>	<u>54,684</u>

**CONSENT OF INDEPENDENT REGISTERED PUBLIC ACCOUNTING FIRM**

We consent to the incorporation by reference in Registration Statement Nos. 333-117811, 333-127876 and 333-137332, of MannKind Corporation on Form S-8 of our report (which report expresses an unqualified opinion and includes an explanatory paragraph regarding a change in the manner in which MannKind Corporation accounts for share-based compensation in 2006) dated March 15, 2007, relating to the financial statements of MannKind Corporation and of our report dated March 15, 2007, relating to management's report on the effectiveness of internal control over financial reporting, appearing in the Annual Report on Form 10-K of MannKind Corporation for the year ended December 31, 2006.

/s/ Deloitte & Touche LLP

Los Angeles, California  
March 15, 2007

**RULE 13a-14(a)/15d-14(a) CERTIFICATION**

I, Alfred E. Mann, certify that:

1. I have reviewed this Annual Report on Form 10-K of MannKind Corporation;
2. Based on my knowledge, this report does not contain any untrue statement of a material fact or omit to state a material fact necessary to make the statements made, in light of the circumstances under which such statements were made, not misleading with respect to the period covered by this report;
3. Based on my knowledge, the financial statements, and other financial information included in this report, fairly present in all material respects the financial condition, results of operations and cash flows of the registrant as of, and for, the periods presented in this report;
4. The registrant's other certifying officer and I are responsible for establishing and maintaining disclosure controls and procedures (as defined in Exchange Act Rules 13a-15(e) and 15d-15(e)) and internal control over financial reporting (as defined in exchange act rules 13a-15(f) and 15d-15(f)) for the registrant and have:
  - (a) Designed such disclosure controls and procedures, or caused such disclosure controls and procedures to be designed under our supervision, to ensure that material information relating to the registrant, including its consolidated subsidiaries, is made known to us by others within those entities, particularly during the period in which this report is being prepared;
  - (b) Designed such internal control over financial reporting, or caused such internal control over financial reporting to be designed under our supervision, to provide reasonable assurance regarding the reliability of financial reporting and the preparation of financial statements for external purposes in accordance with generally accepted accounting principles;
  - (c) Evaluated the effectiveness of the registrant's disclosure controls and procedures and presented in this report our conclusions about the effectiveness of the disclosure controls and procedures, as of the end of the period covered by this report based on such evaluation; and
  - (d) Disclosed in this report any change in the registrant's internal control over financial reporting that occurred during registrant's most recent fiscal quarter (the registrant's fourth quarter in the case of an annual report) that has materially affected, or is reasonably likely to materially affect, the registrant's internal control over financial reporting; and
5. The registrant's other certifying officer and I have disclosed, based on our most recent evaluation of internal control over financial reporting, to the registrant's auditors and the audit committee of registrant's board of directors (or persons performing the equivalent functions):
  - (a) All significant deficiencies and material weaknesses in the design or operation of internal control over financial reporting which are reasonably likely to adversely affect the registrant's ability to record, process, summarize and report financial information; and
  - (b) Any fraud, whether or not material, that involves management or other employees who have a significant role in the registrant's internal control over financial reporting.

/s/ Alfred E. Mann  
Alfred E. Mann  
Chief Executive Officer and  
Chairman of the Board of Directors

Date: March 15, 2007

**RULE 13a-14(a)/15d-14(a) CERTIFICATION**

I, Richard L. Anderson, certify that:

1. I have reviewed this Annual Report on Form 10-K of MannKind Corporation;

2. Based on my knowledge, this report does not contain any untrue statement of a material fact or omit to state a material fact necessary to make the statements made, in light of the circumstances under which such statements were made, not misleading with respect to the period covered by this report;

3. Based on my knowledge, the financial statements, and other financial information included in this report, fairly present in all material respects the financial condition, results of operations and cash flows of the registrant as of, and for, the periods presented in this report;

4. The registrant's other certifying officer and I are responsible for establishing and maintaining disclosure controls and procedures (as defined in Exchange Act Rules 13a-15(e) and 15d-15(e)) and internal control over financial reporting (as defined in exchange act rules 13a-15(f) and 15d-15(f)) for the registrant and have:

(a) Designed such disclosure controls and procedures, or caused such disclosure controls and procedures to be designed under our supervision, to ensure that material information relating to the registrant, including its consolidated subsidiaries, is made known to us by others within those entities, particularly during the period in which this report is being prepared;

(b) Designed such internal control over financial reporting, or caused such internal control over financial reporting to be designed under our supervision, to provide reasonable assurance regarding the reliability of financial reporting and the preparation of financial statements for external purposes in accordance with generally accepted accounting principles;

(c) Evaluated the effectiveness of the registrant's disclosure controls and procedures and presented in this report our conclusions about the effectiveness of the disclosure controls and procedures, as of the end of the period covered by this report based on such evaluation; and

(d) Disclosed in this report any change in the registrant's internal control over financial reporting that occurred during registrant's most recent fiscal quarter (the registrant's fourth quarter in the case of an annual report) that has materially affected, or is reasonably likely to materially affect, the registrant's internal control over financial reporting; and

5. The registrant's other certifying officer and I have disclosed, based on our most recent evaluation of internal control over financial reporting, to the registrant's auditors and the audit committee of registrant's board of directors (or persons performing the equivalent functions):

(a) All significant deficiencies and material weaknesses in the design or operation of internal control over financial reporting which are reasonably likely to adversely affect the registrant's ability to record, process, summarize and report financial information; and

(b) Any fraud, whether or not material, that involves management or other employees who have a significant role in the registrant's internal control over financial reporting.

/s/ Richard L. Anderson  
Richard L. Anderson  
Corporate Vice President and Chief Financial Officer

Date: March 15, 2007

**CERTIFICATION<sup>1</sup>**

Pursuant to the requirement set forth in Rule 13a-14(b) or Rule 15d-14(b) of the Securities Exchange Act of 1934, as amended (the "Exchange Act"), and Section 1350 of Chapter 63 of Title 18 of the United States Code (18 U.S.C. §1350), Alfred E. Mann, Chief Executive Officer of MannKind Corporation (the "Company"), and Richard L. Anderson, Chief Financial Officer of the Company, each hereby certifies that, to the best of his knowledge:

1. The Company's Annual Report on Form 10-K for the period ended December 31, 2006, to which this Certification is attached as Exhibit 32 (the "Annual Report") fully complies with the requirements of Section 13(a) or Section 15(d) of the Exchange Act, and
2. The information contained in the Annual Report fairly presents, in all material respects, the financial condition and results of operations of the Company.

**In Witness Whereof**, the undersigned have set their hands hereto as of the 15th day of March 2007.

/s/ Alfred E.Mann  
Alfred E. Mann  
Chief Executive Officer

/s/ Richard L. Anderson  
Richard L. Anderson  
Chief Financial Officer

<sup>1</sup> This certification accompanies the Annual Report on Form 10-K to which it relates, is not deemed filed with the Securities and Exchange Commission and is not to be incorporated by reference into any filing of MannKind Corporation under the Securities Act of 1933, as amended, or the Securities Exchange Act of 1934, as amended (whether made before or after the date of this the Annual Report on Form 10-K to which this certification relates), irrespective of any general incorporation language contained in such filing.