



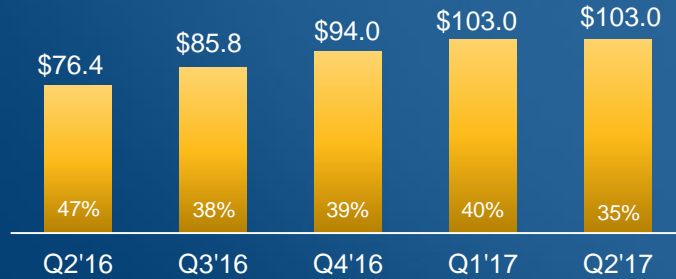
Recovering Hearts. Saving Lives.™

Q2 FY 2017 Earnings Call

Financial Results & Operational Highlights

FINANCIAL RESULTS, Q2 FY 2017

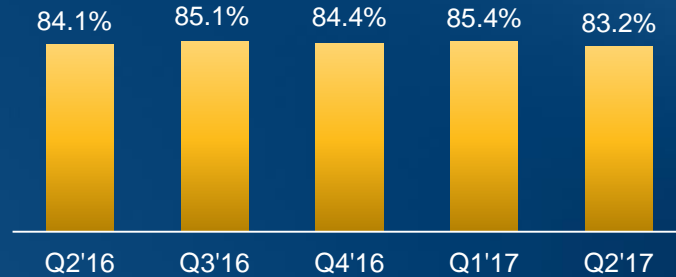
Revenue (\$M) & Growth Rate



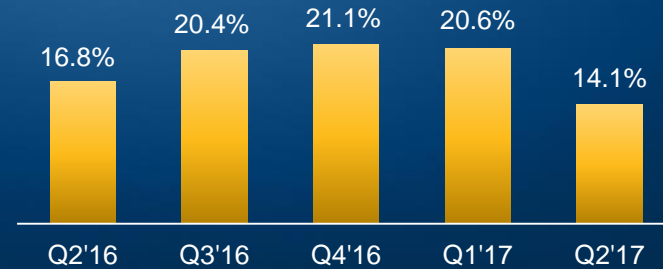
Cash (\$M)



Gross Margin %

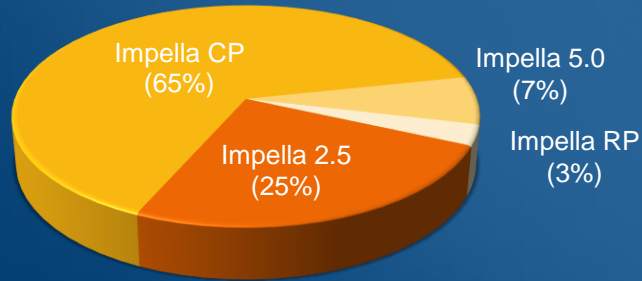


Operating Margin %

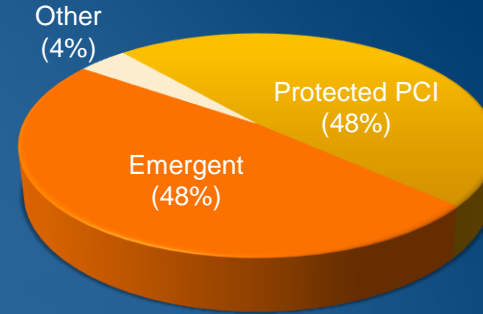


U.S. UTILIZATION MIX, Q2 FY 2017

Revenue by Impella Device



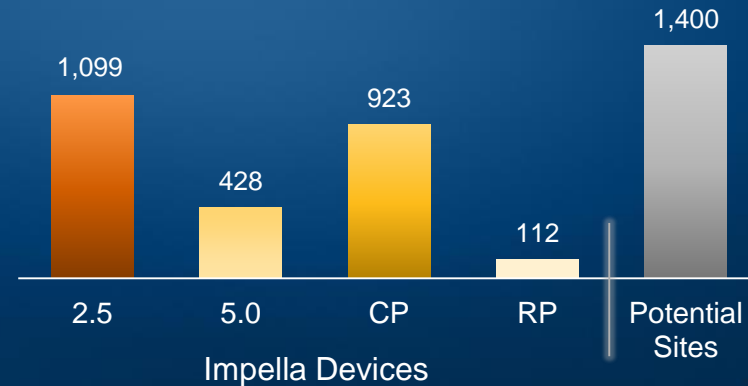
Utilization by Indication*



Abiomed Revenue Growth:
35%

U.S. Patient Growth:
35%

Hospital Site Penetration



* Protected PCI patients are elective and urgent PCI patients. Emergent includes AMI cardiogenic shock, post-surgery shock and other shock.

ABIOMED FY 2017 GUIDANCE, AS OF OCTOBER 27, 2016

Abiomed FY'17
Post-Q2 Guidance

Revenue*
\$435 - 445 ; 32 – 35%

Operating Margin %
18 – 20%

Maintaining fiscal year 2017 revenue guidance and operating margin %

* Initial revenue guidance for FY17 was \$430 - \$445 ; 30 – 35% growth y-o-y