



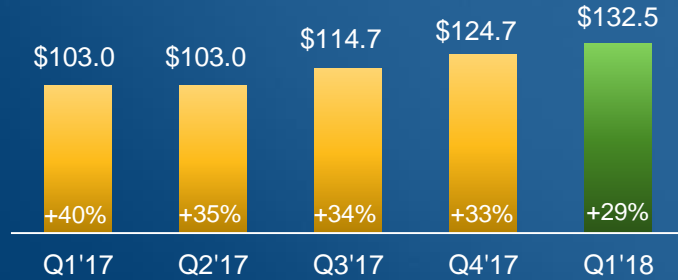
Recovering Hearts. Saving Lives.™

Q1 FY 2018 Earnings Call

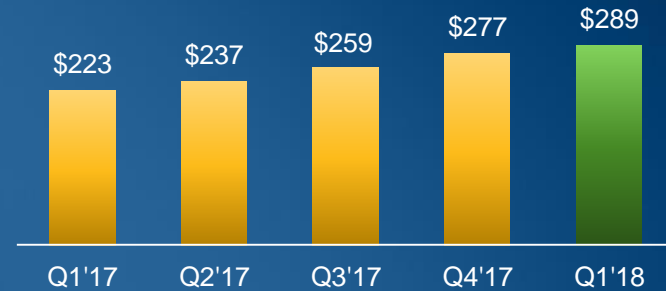
Financial Results & Operational Highlights

FINANCIAL RESULTS, Q1 FY 2018

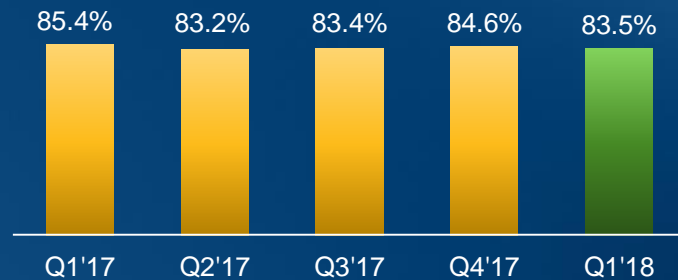
Revenue (\$M) & Growth Rate



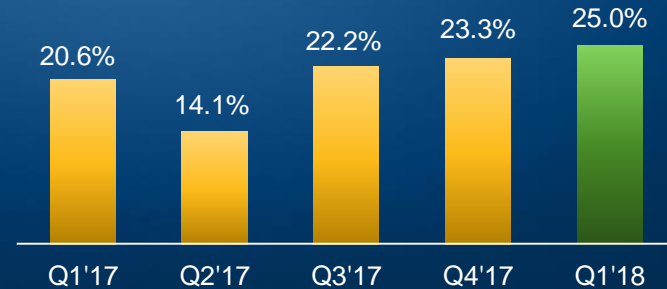
Cash (\$M)



Gross Margin %

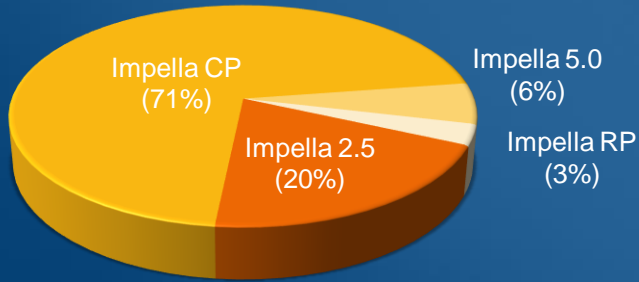


Operating Margin %

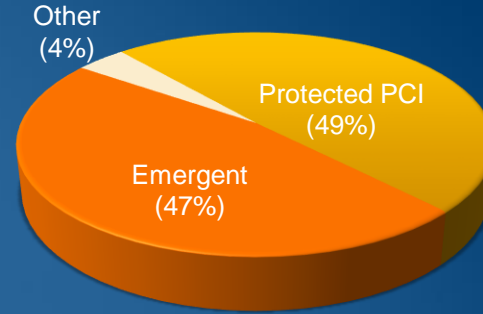


U.S. UTILIZATION MIX, Q1 FY 2018

Revenue by Impella Device



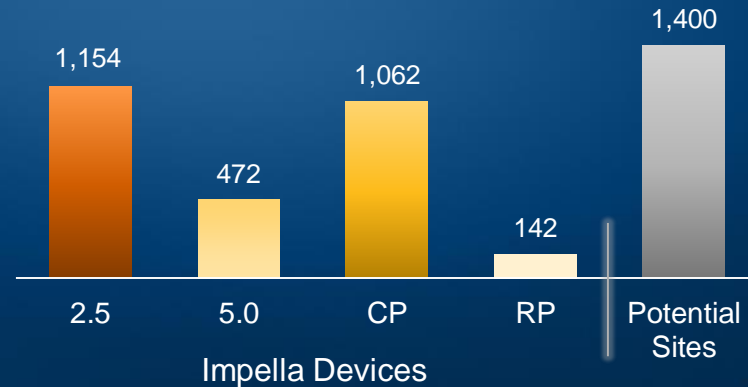
Utilization by Indication*



Abiomed Revenue Growth:
29%

U.S. Patient Growth:
27%

Hospital Site Penetration



* Protected PCI patients are elective and urgent PCI patients. Emergent includes AMI cardiogenic shock, post-surgery shock and other shock.

ABIOMED FY 2018 GUIDANCE, AS OF JULY 27, 2017

Abiomed FY'18 Initial Guidance
Revenue \$555 - \$575 ; 25 - 29%
Operating Margin % 22 - 24%

Abiomed FY'18 Post-Q1 Increased Guidance
Revenue \$560 - \$575 ; 26 - 29%
Operating Margin % 22 - 24%

Increasing lower end of fiscal year 2018 revenue guidance
Maintaining fiscal year guidance of GAAP operating margin