

avis budget group

Second Quarter 2012 Earnings Call

August 2, 2012

Webcast: ir.avisbudgetgroup.com
Dial in: (415) 228-4734
Replay: (203) 369-0757
Passcode: Avis Budget

FORWARD- LOOKING STATEMENTS

Statements about future results made in this presentation constitute forward-looking statements within the meaning of the Private Securities Litigation Reform Act of 1995. Such forward-looking statements include projections.

These statements are based on current expectations and the current economic environment. Forward-looking statements and projections are inherently subject to significant economic, competitive and other uncertainties and contingencies, many of which are beyond the control of management. The Company cautions that these statements are not guarantees of future performance. Actual results may differ materially from those expressed or implied in the forward-looking statements.

Important assumptions and other important factors that could cause actual results to differ materially from those in the forward-looking statements and projections are specified in the Company's most recently filed Form 10-Q and Form 10-K.

You are cautioned not to place undue reliance on these forward-looking statements, which speak only as of the date stated, or if no date is stated, the date of our last earnings conference call.

This presentation includes certain non-GAAP financial measures as defined under SEC rules. Important information regarding such measures is contained within this presentation, including in the Glossary section.

avis budget group

Ron Nelson

Chairman and Chief Executive Officer

Best Second Quarter in Our History

- ▶ **Positive volume growth in all regions**
 - **Particularly strong leisure demand**
- ▶ **Adjusted EBITDA margin improved 80 basis points^(a)**
- ▶ **Strategic initiatives contributing to growth and profitability**

(a) Excluding certain items

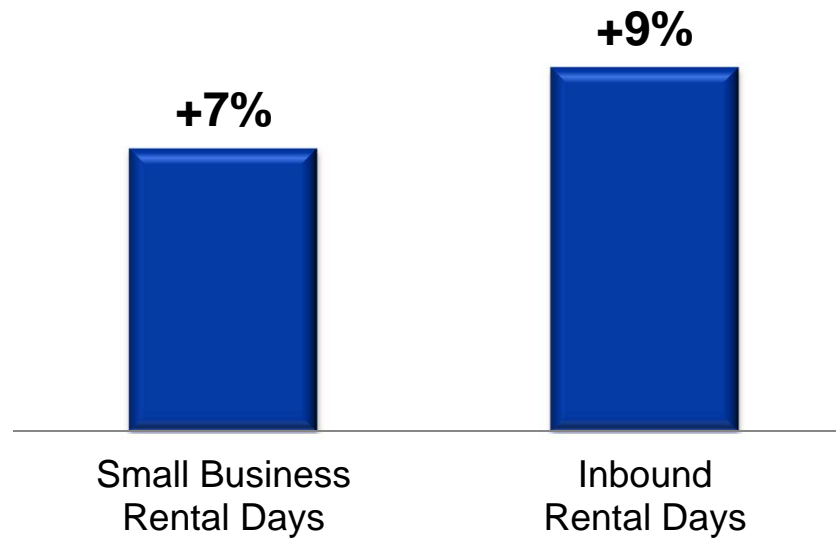
NORTH AMERICA

Ended the second quarter with nearly 550 co-branded local market stores

Record Second Quarter

- ▶ Volume increased 6%
- ▶ Continued focus on most attractive segments

Year-over-Year Growth



Launched New Customer Offerings

AVIS Preferred
Select & Go

Ultimate Test Drive

- ▶ **Select & Go** will increase customer satisfaction and provide incremental upgrade opportunities
- ▶ Will be available in 50 North American airports by year-end
- ▶ **Ultimate Test Drive** is a lower-cost direct-to-consumer fleet disposition initiative
- ▶ Currently available in Arizona, California, Colorado, Florida and Nevada

Growing Revenue and Profits

- ▶ **Volume increased 3%**
- ▶ **Average daily rate increased 1%, excluding currency effects**
- ▶ **New marketing partnerships with airlines and others**
- ▶ **Adjusted EBITDA increased 25%^(a)**

(a) Excluding certain items

Results Better Than Expectations

- ▶ **Positive volume and profit growth^(a)**
- ▶ **Budget volume increased more than 150%**
- ▶ **Price down 3%, excluding currency effects, primarily due to growth of Budget**
 - **Avis pricing down less than 1%, excluding currency effects**
- ▶ **Inbound volume increased 16%**
- ▶ **New and expanded relationships with multi-national accounts**
- ▶ **Integration proceeding well**

(a) Excluding certain items

Third Quarter Outlook

▶ **EMEA**

- Solid summer holiday season (key earnings period)
- Competitive pricing environment
- Soft used car market and residual values
- Limited visibility into the fall

▶ **North America**

- Recent demand and price trends likely to continue
- Used-car market remains healthy



David Wyshner

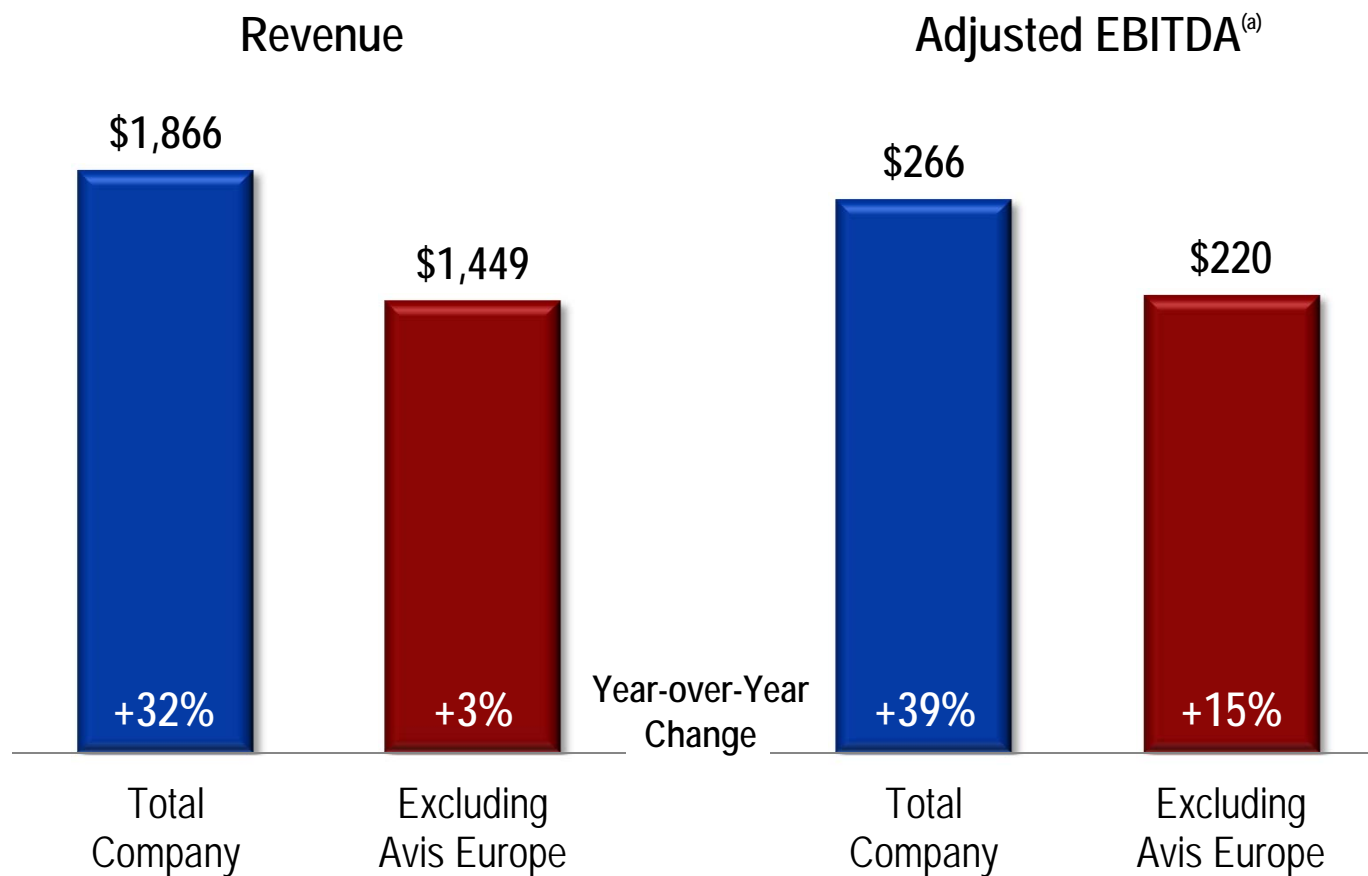
Senior Executive Vice President
and Chief Financial Officer

SECOND QUARTER 2012 RESULTS

Revenue increased 4%
excluding currency
effects and Avis Europe

Strong Growth in Revenue and Earnings

(\$ in millions)



(a) Excluding certain items

SECOND QUARTER 2012 RESULTS

Adjusted EBITDA
margin of 14.3%, up 80
basis points year-over-
year^(a)

Drivers of Strong Margin Expansion

- ▶ **Carefully controlling costs**
- ▶ **Direct operating costs declined 20 basis points as a percentage of revenue**
- ▶ **Reported SG&A costs up as percentage of revenue, but primarily attributable to the Avis Europe acquisition**
- ▶ **Fleet costs down 40 basis points as percentage of revenue**
- ▶ **Fleet interest down 50 basis points as a percentage of revenue**

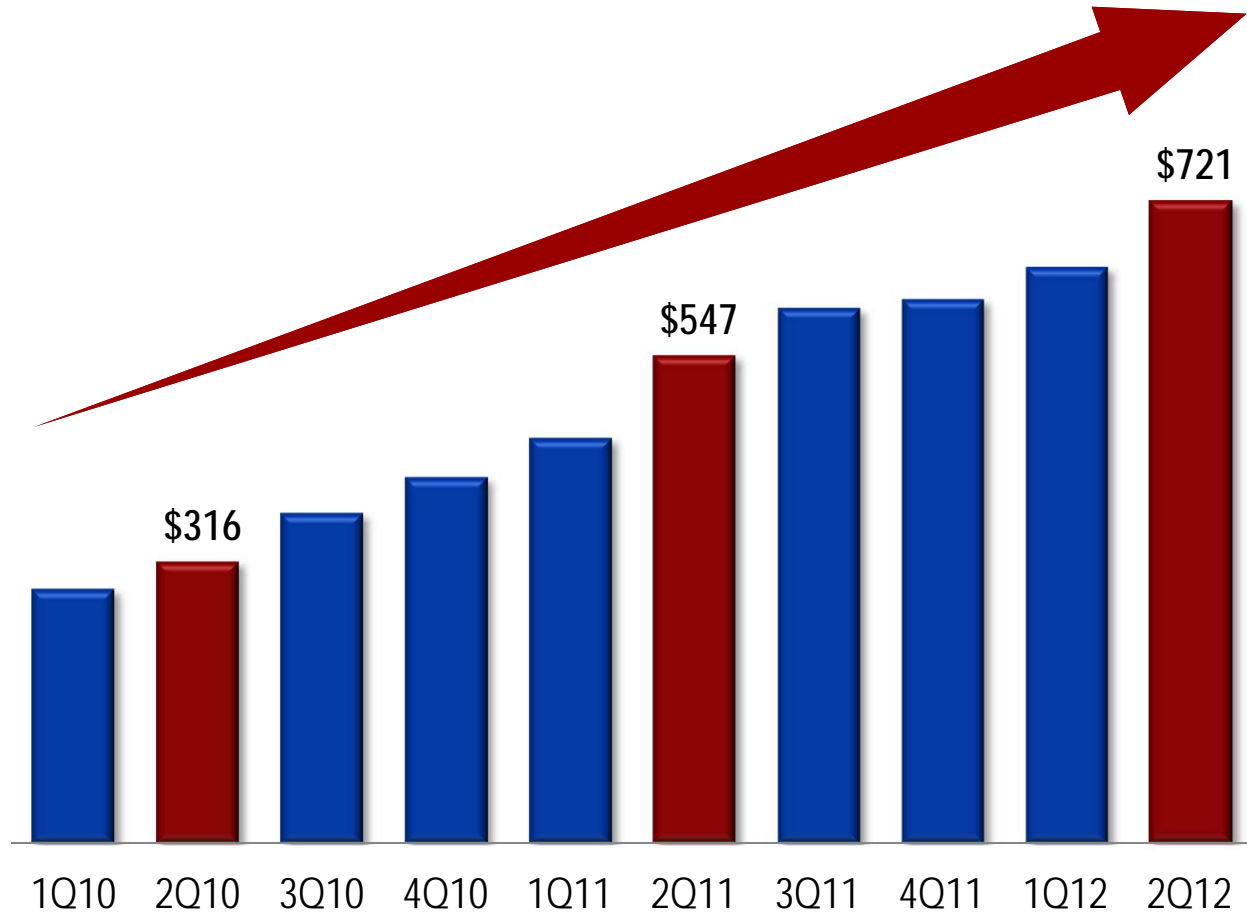
(a) Excluding certain items

SECOND QUARTER 2012 RESULTS

LTM Adjusted EBITDA^(a)
of \$765 million
excluding financing fees
and stock-based
compensation expense

Trailing 12-Month Adjusted EBITDA^(a)

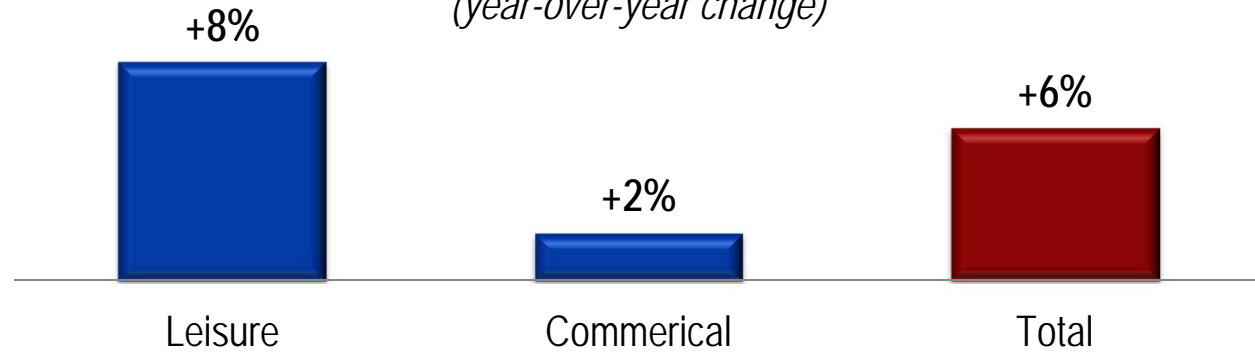
(\$ in millions)



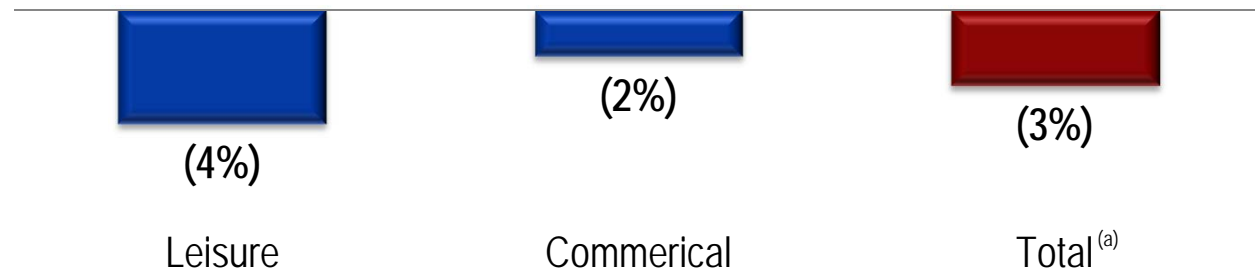
(a) Excluding certain items

Revenue Increases Driven by Volume Growth

Rental Days *(year-over-year change)*



Average Daily Rate *(year-over-year change)*



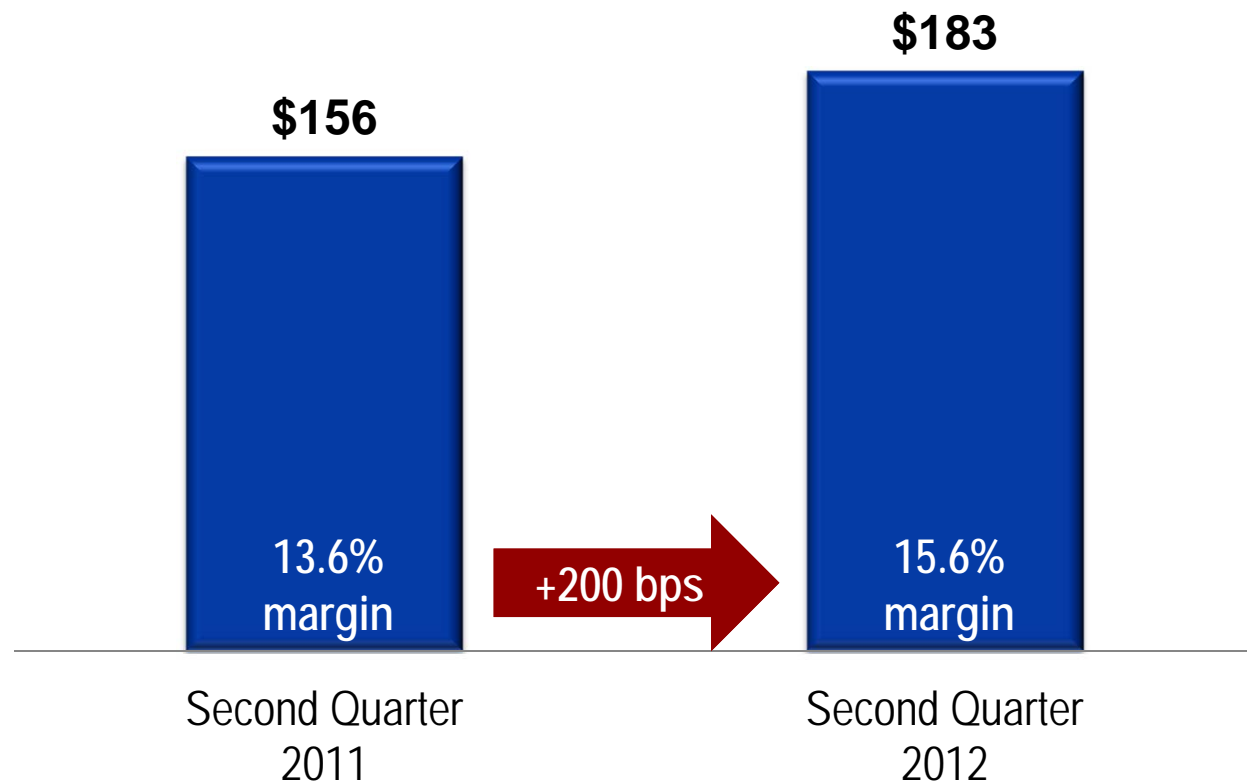
(a) (2%) on a constant-currency basis

NORTH AMERICA

Per-unit monthly fleet costs declined 13% to \$188

Significant Improvement in Adjusted EBITDA^(a)

(\$ in millions)



(a) Excluding certain items

Strong Revenue Growth

(\$ in millions)

	Reported	Excluding Avis Europe	Avis Europe ^(a)
Rental days	+377%	+3%	+2%
Pricing ^(b)	(2%)	+1%	(3%)
Revenue	+264%	+4%	(9%)
Revenue (constant-currency)	+269%	+9%	+2%
Adjusted EBITDA ^(c)	\$71	\$25	\$46
<i>Growth</i>	<i>+255%</i>	<i>+25%</i>	<i>+5%</i>

Note: Percentages represent year-over-year change

(a) Pro forma

(b) Excluding currency effects

(c) Excluding certain items

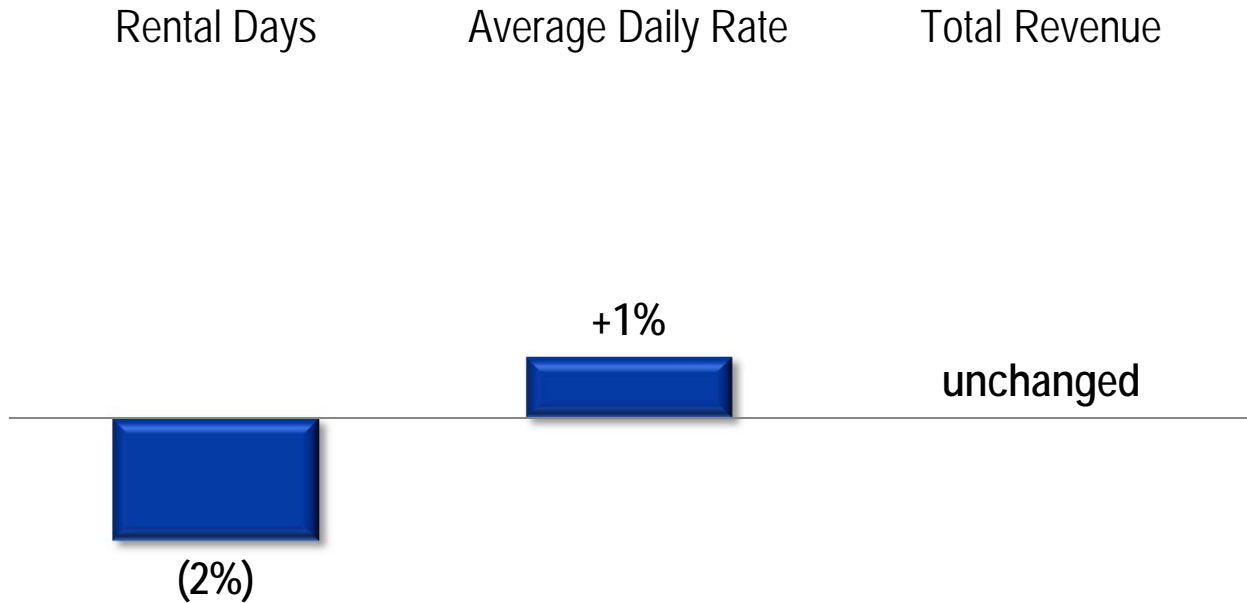
Avis Europe Integration Proceeding as Planned

- ▶ **Moving positions to our low-cost shared service center in Budapest**
- ▶ **Expanding ancillary product sales training**
- ▶ **Centralizing certain management activities**
- ▶ **Remain confident in our ability to reach a run-rate of \$35 million annual savings by the fourth quarter**

TRUCK RENTAL

EBITDA remained consistent with last year despite higher maintenance & damage expense

Stable Revenue and Earnings



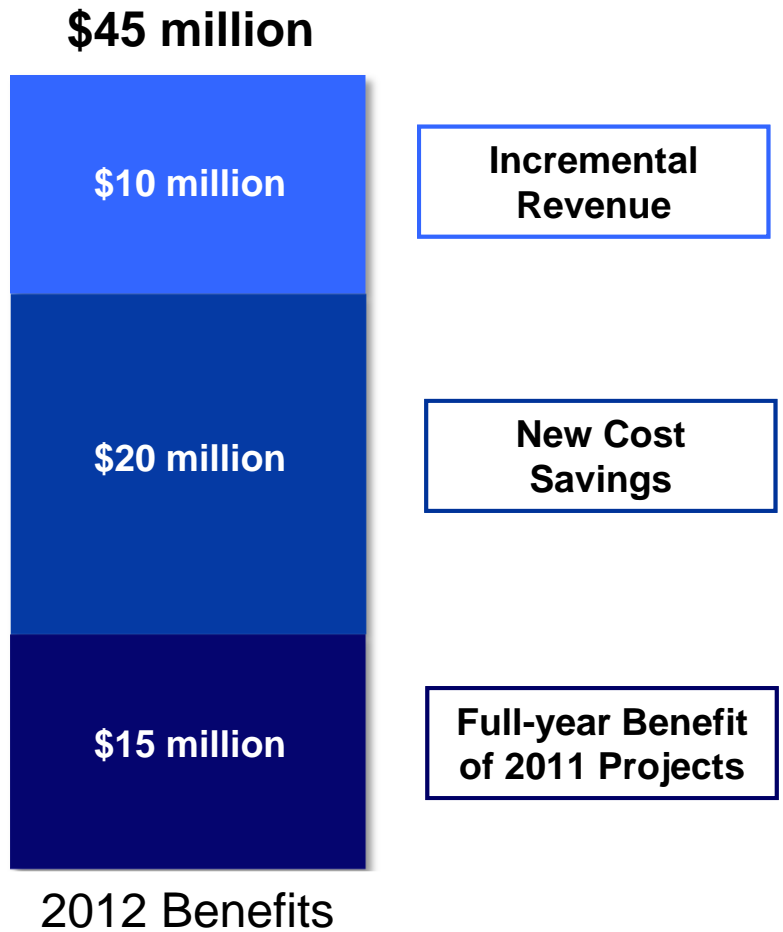
One-Way Rental Days Increased 6%

PERFORMANCE EXCELLENCE

More than 900 active projects

More than 60 active projects in Europe plus additional 30 in the pipeline

Poised to Deliver \$45 Million of Incremental Benefits in 2012



Customer Led, Service Driven™

- ▶ **Ongoing initiative to strengthen customer satisfaction and build customer loyalty**
 - *Avis Preferred Select & Go*
 - **New, clearer rental documentation**
 - **Mobile apps for Avis and Budget**
 - **Customer relationship management system**

STRENGTHENING THE BALANCE SHEET

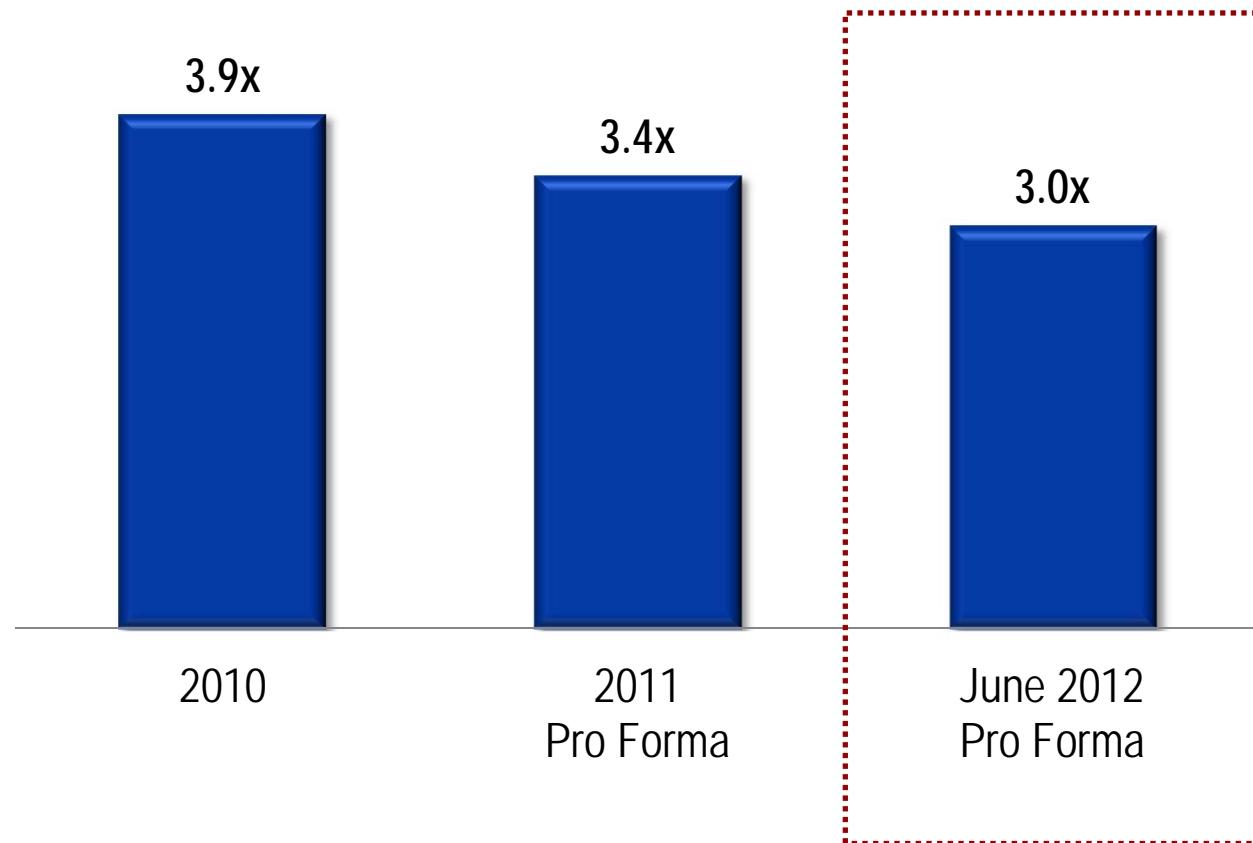
Cash balance of \$454 million

Corporate debt balance of \$3.0 billion, down nearly \$200 million from year-end due to convertible debt repurchases

Diluted share count down 9% from year-end

Leverage Continues to Decline

Net Corporate Debt / LTM Adjusted EBITDA^(a)



(a) Excluding certain items

2012 GUIDANCE

Expect diluted share count of 122 million

Expect 2012 North America monthly per-unit fleet costs to decline 3% to 8% from 2011

Expect 60% risk fleet for North America in 2012 and approximately 65% risk fleet in 2013

Third quarter International Adjusted EBITDA expected to decline by no more than \$10 million in constant currency^(c)

Expect Significant Growth in Revenue and Earnings

<i>(\$ in millions, except EPS)</i>	<u>Projection^(a)</u>	<u>Growth vs. 2011^(b)</u>
Revenue	\$7,200 – \$7,500	25%
Adjusted EBITDA	825 – 875	39%
Non-vehicle D&A	110	
Interest expense	260 – 265	
Pretax income	450 – 505	47%
Income taxes ^(b)	162 – 182	
Net income	\$288 – \$323	48%
Diluted EPS	\$2.35 – \$2.65	52%

Expect Free Cash Flow of \$325 - \$480 Million

(a) Excluding certain items

(b) Based on midpoint of range; expect GAAP tax rate of 34% to 38%

(c) Compared to pro forma third quarter 2011 Adjusted EBITDA of \$157 million; currency effect in 2012 estimated to be approximately (\$15) million to (\$20) million

avis **budget** group

GLOSSARY

This presentation includes certain non-GAAP (generally accepted accounting principles) financial measures as defined under SEC rules. We have provided below reasons we present these non-GAAP financial measures, a description of what they represent and a reconciliation to the most comparable financial measure calculated and presented in accordance with GAAP.

Adjusted EBITDA

Adjusted EBITDA represents income (loss) before non-vehicle related depreciation and amortization, any impairment charge, transaction-related costs, non-vehicle related interest and income taxes.

Adjusted EBITDA excluding certain items represents Adjusted EBITDA excluding restructuring-related expenses, costs related to early extinguishment of debt and other certain items as such items are not representative of the results of operations of our business. We believe that Adjusted EBITDA and Adjusted EBITDA excluding certain items are useful as supplemental measures in evaluating the aggregate performance of our operating businesses. Adjusted EBITDA is the measure that is used by our management, including our chief operating decision maker, to perform such evaluation. It is also a component of our financial covenant calculations under our credit facilities, subject to certain adjustments. Adjusted EBITDA should not be considered in isolation or as a substitute for net income (loss) or other income statement data prepared in accordance with GAAP and our presentation of Adjusted EBITDA may not be comparable to similarly-titled measures used by other companies. We believe that the measures referred to above are useful as supplemental measures in evaluating the aggregate performance of the Company.

Reconciliation of Adjusted EBITDA to income (loss) before income taxes (in millions):

	Year Ended December 31,		Quarter Ended June 30,	
	2010	2011	2011	2012
Total Revenue	\$ 5,185	\$ 5,900	\$ 1,412	\$ 1,866
Adjusted EBITDA excluding certain items	\$ 410	\$ 610	\$ 191	\$ 266
Less: Non-vehicle related depreciation and amortization	90	91	21	26
Interest expense related to corporate debt, net (excluding pre-closing interest related to acquisition financing)	162	195	40	69
Income (loss) before income taxes, excluding certain items	\$ 158	\$ 324	\$ 130	\$ 171
Less certain items:				
Transaction-related costs	14	255	34	4
Acquisition-related interest	8	24	7	-
Restructuring charges	11	5	-	12
Acquisition-related amortization expense	-	4	-	3
Early extinguishment of debt	52	-	-	23
Litigation costs	1	-	-	-
Impairment	-	-	-	-
Separation-related costs, net	-	-	-	-
Avis Budget Group, Inc. income (loss) before income taxes	\$ 72	\$ 36	\$ 89	\$ 129

GLOSSARY

Reconciliation of Net Corporate Debt (in millions):

	Year Ended December 31,		Quarter Ended
	2010	2011	June 30, 2012
Corporate debt	\$ 2,502	\$ 3,205	\$ 3,011
Less: Cash and cash equivalents	911	534	454
Net corporate debt	\$ 1,591	\$ 2,671	\$ 2,557

Reconciliation of Adjusted EBITDA excluding certain items, amortization of deferred financing fees and stock-based compensation (in millions):

	Year Ended December 31,		LTM Ended
	2010	2011	June 30, 2012
Pro forma Adjusted EBITDA excluding certain items	\$ 410	\$ 781	\$ 841
Avis Europe pro forma EBITDA	-	171	120
Adjusted EBITDA excluding certain items	\$ 410	\$ 610	\$ 721
Less: Non-vehicle related depreciation and amortization	90	91	100
Interest expense related to corporate debt, net (excluding pre-closing interest related to acquisition financing)	162	195	257
Income (loss) before income taxes, excluding certain items	\$ 158	\$ 324	\$ 364
Less certain items:			
Transaction-related expenses	14	255	229
Acquisition-related interest	8	24	10
Restructuring charges	11	5	24
Acquisition-relation amortization expense	-	4	13
Early extinguishment of debt	52	-	50
Litigation costs	1	-	-
Impairment	-	-	-
Income (loss) before income taxes	\$ 72	\$ 36	\$ 38

Reconciliation of net income, excluding certain items to net income (loss):

	Quarter Ended June 30,	
	2011	2012
Earnings per share, excluding certain items (diluted)	\$ 0.63	\$ 0.94
Shares used to calculate Earnings per share, excluding certain items (diluted)	129.0	121.9
Net income (loss), excluding certain items	\$ 79	\$ 112
Less certain items, net of tax:		
Transaction-related expenses	23	2
Acquisition-related interest	4	-
Restructuring charges	-	8
Acquisition-relation amortization expense	-	2
Early extinguishment of debt	-	21
Net income (loss)	\$ 52	\$ 79